



US00D383703S

**United States Patent** [19]  
**Koumi**

[11] **Patent Number: Des. 383,703**

[45] **Date of Patent: \*\*Sep. 16, 1997**

[54] **JEWELRY PENDANT**

[76] **Inventor: Afram Koumi, 17 Alwyn Tr.,  
Rutherford, N.J. 07070**

[\*\*] **Term: 14 Years**

[21] **Appl. No.: 54,846**

[22] **Filed: May 23, 1996**

[51] **LOC (6) Cl. .... 11-01**

[52] **U.S. Cl. .... D11/83**

[58] **Field of Search .... D11/1, 2, 40-49,  
D11/53-59, 79-83, 95-101; 6/1.1, 2, 12,  
13; D8/395**

[56] **References Cited**

**U.S. PATENT DOCUMENTS**

D. 57,349	3/1921	Jueneman	.....	D11/83
D. 139,137	10/1944	Gravitt	.....	D11/53
D. 139,141	10/1944	Gravitt	.....	D11/53
D. 145,666	10/1946	Katz	.....	D11/53

D. 246,961	1/1978	Buchanan	.....	D11/83
D. 260,086	8/1981	Lambert	.....	D11/53
D. 286,013	10/1986	Adams	.....	D8/395
D. 366,282	1/1996	Adams	.....	D8/395

*Primary Examiner—Ralf Seifert*  
*Attorney, Agent, or Firm—Darby & Darby*

[57] **CLAIM**

The ornamental design for a jewelry pendant, as shown and described.

**DESCRIPTION**

FIG. 1 is a perspective view of a jewelry pendant showing my new design;

FIG. 2 is a top view of the jewelry pendant;

FIG. 3 is a front and/or back view of the jewelry pendant;

FIG. 4 is a view from either sided of the jewelry pendant; and,

FIG. 5 is a bottom view of the jewelry pendant.

**1 Claim, 1 Drawing Sheet**






FIG. 2

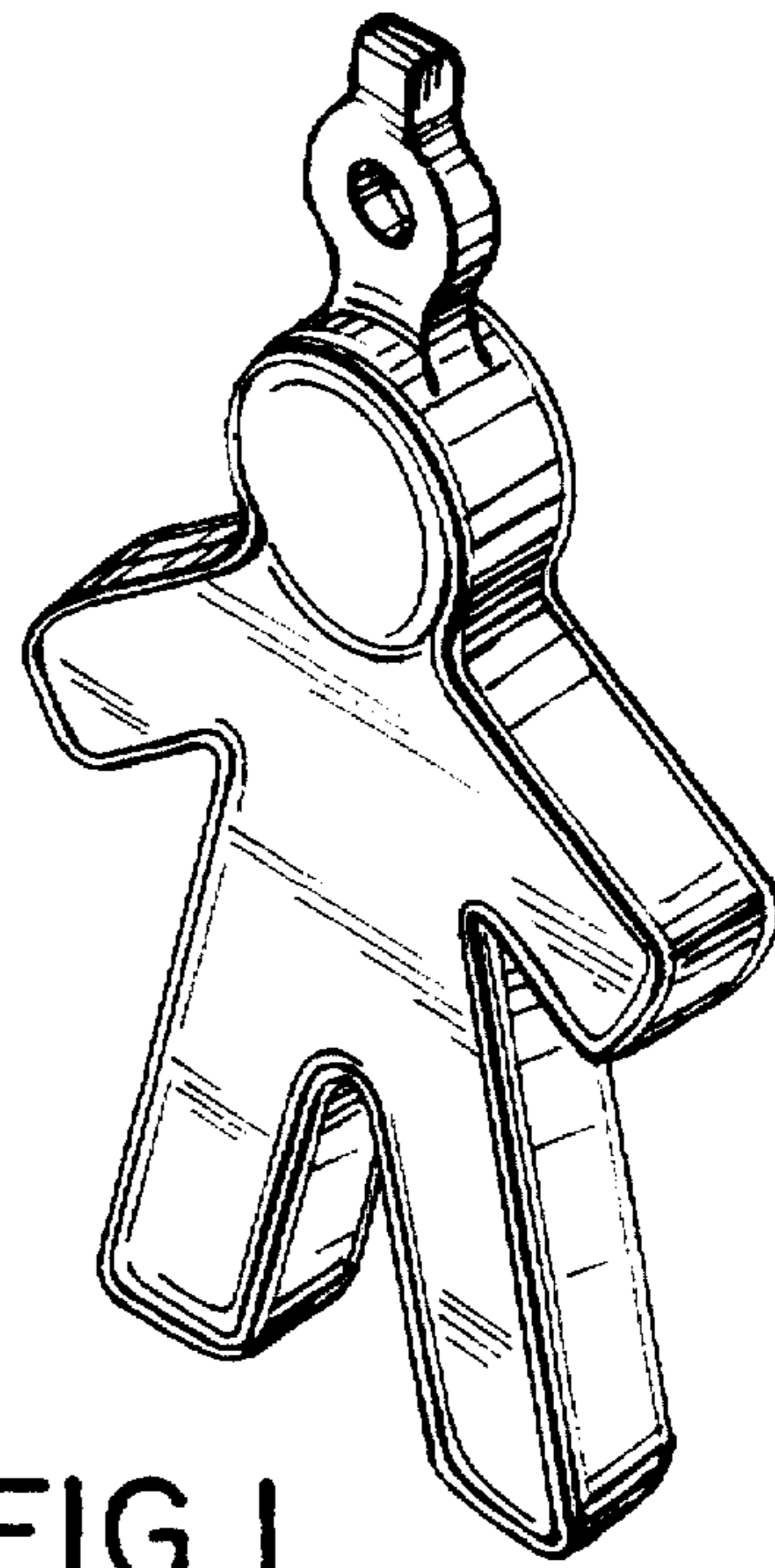


FIG. 1




FIG. 3



FIG. 4



FIG. 5