



US00D383698S

**United States Patent** [19]  
**Fletcher**

[11] **Patent Number: Des. 383,698**  
[45] **Date of Patent: \*\*Sep. 16, 1997**

[54] **GAMING CHIP JEWELRY**

[76] **Inventor: Gordon C. Fletcher, 2851 Valley View,  
Las Vegas, Nev. 89102**

[\*\*] **Term: 14 Years**

[21] **Appl. No.: 47,948**

[22] **Filed: Dec. 15, 1995**

[51] **LOC (6) Cl. .... 11-01**

[52] **U.S. Cl. .... D11/40; D11/43; D11/79**

[58] **Field of Search .... D11/40, 43, 46,  
D11/75, 79, 86; 40/642, 651; 63/1.1, 13,  
15, 23, 31; 224/202**

[56] **References Cited**

**U.S. PATENT DOCUMENTS**

D. 311,504	10/1990	De Frahan	.....	D11/79
509,889	12/1893	Gaynor	.....	63/23
3,678,705	7/1972	Korwin	.....	D11/7 X
4,091,639	5/1978	Benda	.....	63/18
4,970,878	11/1990	Lee	.....	63/23
5,167,356	12/1992	Williams	.....	63/23 X

*Primary Examiner*—Caron D. Veynar  
*Attorney, Agent, or Firm*—Robert C. Curfiss; Mark A. Tidwell; Butler & Binion, L.L.P.

[57] **CLAIM**

The ornamental design for gaming chip jewelry, as shown and described.

**DESCRIPTION**

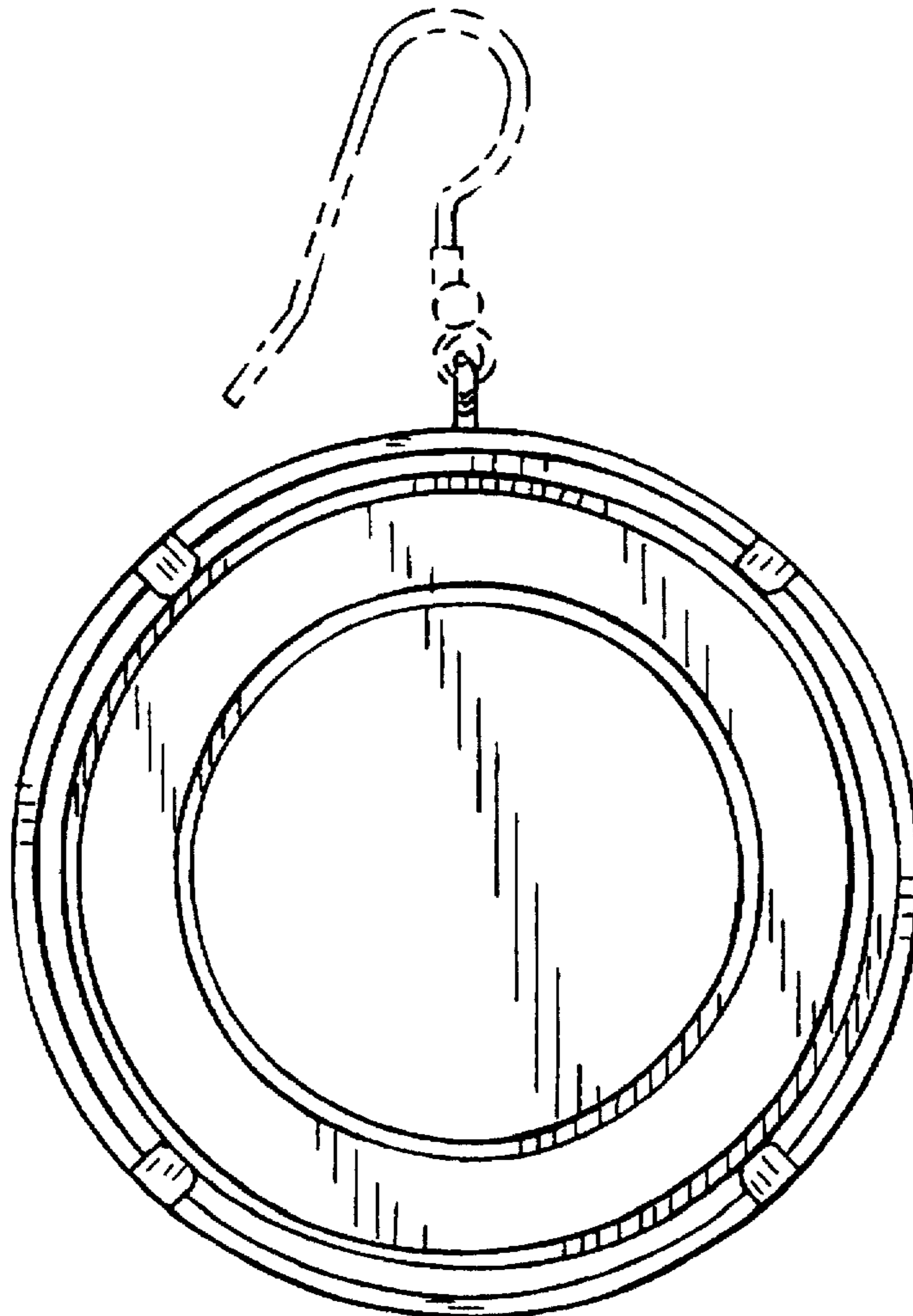
FIG. 1 is a front view of the gaming chip jewelry showing my new design, the rear view being a mirror image thereof; FIG. 2 is a side view, the opposite side view being a mirror image thereof;

FIG. 3 is a top view, the bottom view being substantially similar except for the eyelet; and,

FIG. 4 is a partial cross section view taken along line 4—4 in FIG. 1.

The broken line showing of a french ear wire in FIG. 1 is for illustrative purposes only and forms no part of the claimed design.

**1 Claim, 1 Drawing Sheet**



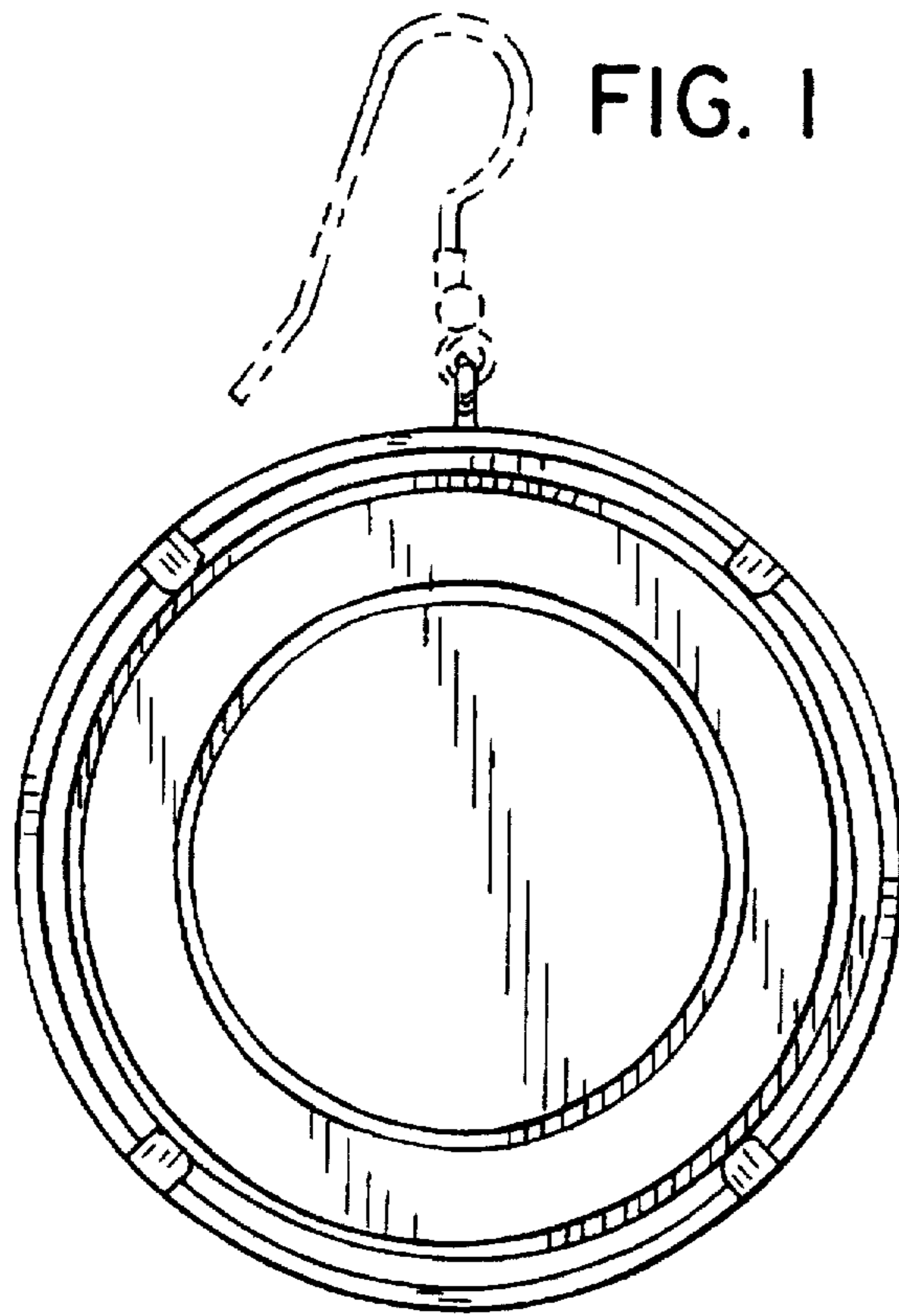


FIG. 2

FIG. 3

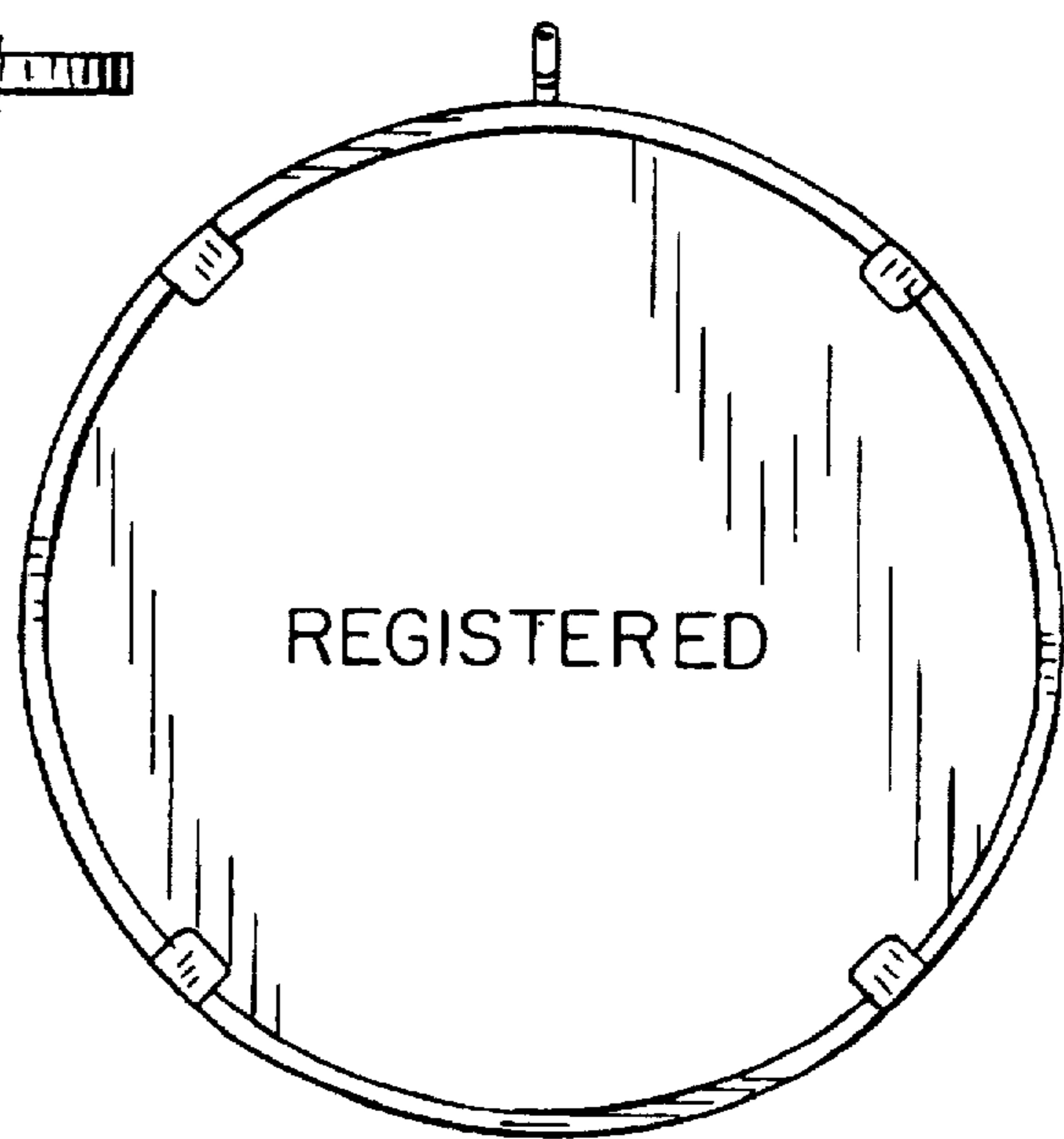


FIG. 4