



US00D383696S

# United States Patent [19]

[11] Patent Number: **Des. 383,696**

**Nydick**

[45] Date of Patent: **\*\*Sep. 16, 1997**

[54] **ORNAMENTAL CHAIN**

[76] Inventor: **Andrew Nydick**, 22 Goodhart Dr.,  
Livingston, N.J. 07039

[\*\*] Term: **14 Years**

[21] Appl. No.: **55,149**

[22] Filed: **May 30, 1996**

[51] LOC (6) Cl. .... **11-01**

[52] U.S. Cl. .... **D11/13**

[58] Field of Search ..... **D11/1-23, 40-43,  
D11/78-79, 86; 63/1.1, 2, 12-14.8; 2/171**

[56] **References Cited**

**U.S. PATENT DOCUMENTS**

D. 201,566	7/1965	Anderson	.....	D11/13
240,168	4/1881	Norteman	.....	D11/13
D. 335,470	5/1993	Gradi	.....	D11/13
D. 337,068	7/1993	Bichi	.....	D11/6

*Primary Examiner—Ralf Seifert*

*Attorney, Agent, or Firm—Lawrence C. Edelman, Esq.*

[57] **CLAIM**

The ornamental design for an ornamental chain, as shown and described.

**DESCRIPTION**

FIG. 1 is a perspective view of a portion of chain showing my new design;

FIG. 2 is a top plan view thereof, the bottom plan view being identical;

FIG. 3 is a left side elevational view thereof, the right side view being identical;

FIG. 4 is a bottom end elevational view thereof;

FIG. 5 is a top end elevational view thereof; and,

FIG. 6 is a left side elevational view of one link thereof, the right side elevational view being identical.

**1 Claim, 2 Drawing Sheets**




FIG. 1

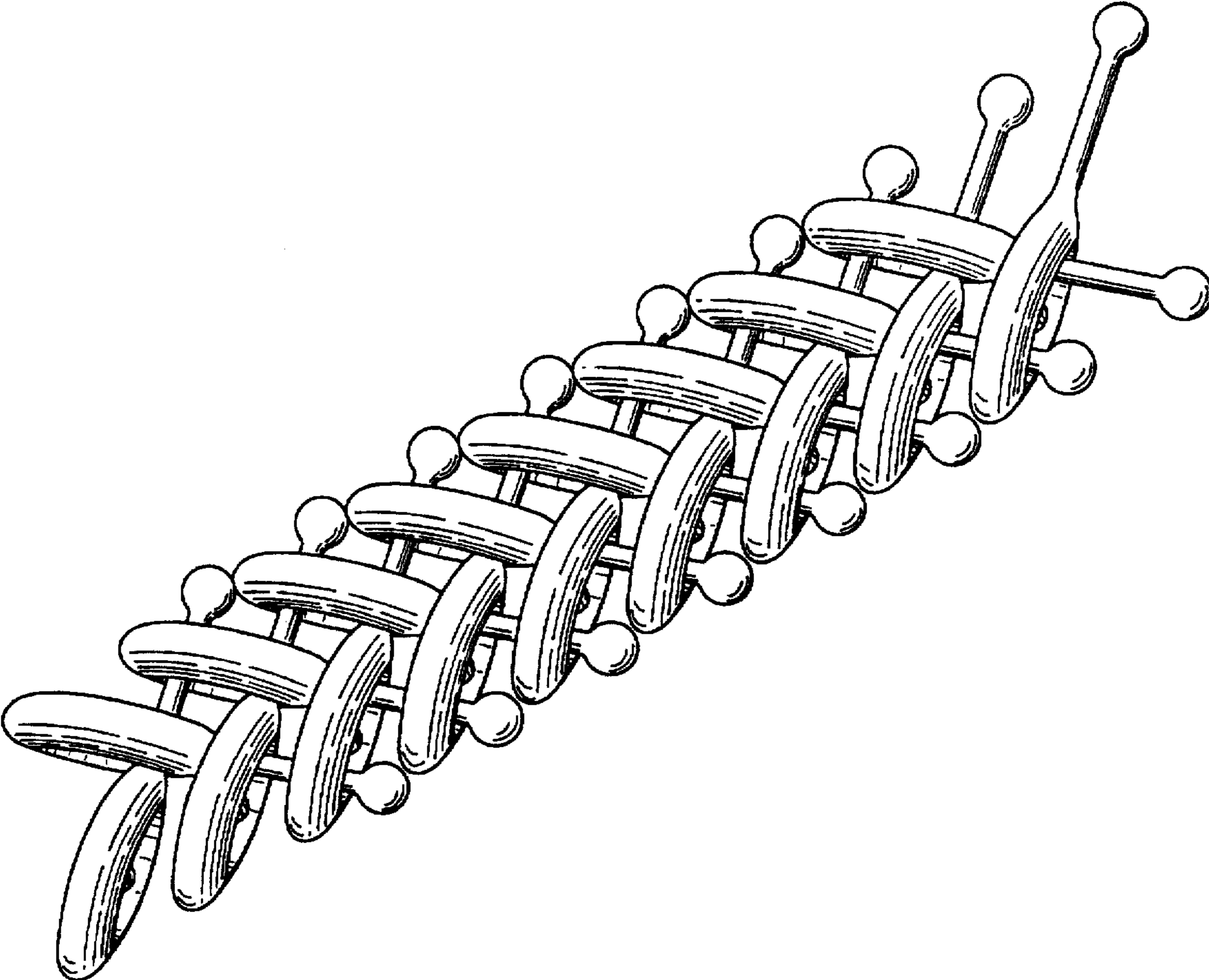


FIG. 2




FIG. 3



FIG. 4



FIG. 6



FIG. 5

