



US00D383695S

United States Patent [19]

Rozenwasser

[11] Patent Number: Des. 383,695

[45] Date of Patent: **Sep. 16, 1997

[54] JEWELRY CHAIN

[76] Inventor: David Rozenwasser, 26 Har Dafna Street, Savion, Israel

[**] Term: 14 Years

[21] Appl. No.: 53,524

[22] Filed: Apr. 23, 1996

[30] Foreign Application Priority Data

Oct. 23, 1995	[IL]	Israel	25284
Oct. 23, 1995	[IL]	Israel	25285
Oct. 23, 1995	[IL]	Israel	25286
Oct. 23, 1995	[IL]	Israel	25287

[51] LOC (6) Cl. 11-01

[52] U.S. Cl. D11/13

[58] Field of Search D11/1-25; 59/78, 59/84, 85; 63/1.1, 2, 3, 4

[56] References Cited

U.S. PATENT DOCUMENTS

D. 245,769	9/1977	Chihara	D11/6
1,829,857	11/1931	Fischer	D11/13
3,885,383	5/1975	Tanaka	63/4 X
4,095,587	6/1978	Ishikawa	D11/13

Primary Examiner—Ralf Seifert

Attorney, Agent, or Firm—Helfgott & Karas, P.C.


[57] CLAIM

The ornamental design for a jewelry chain, as shown and described.

DESCRIPTION

FIG. 1 is a top view of a jewelry chain showing my new design;
 FIG. 2 is a front elevation view thereof;
 FIG. 3 is a left side view thereof;
 FIG. 4 is a right side view thereof;
 FIG. 5 is a top view of a jewelry chain showing a second embodiment of my new design;
 FIG. 6 is a front elevation view thereof;
 FIG. 7 is a left side view thereof;
 FIG. 8 is a right side view thereof;
 FIG. 9 is a top view of a jewelry chain showing a third embodiment of my new design;
 FIG. 10 is a front elevation view thereof;
 FIG. 11 is a left side view thereof;
 FIG. 12 is a right side thereof;
 FIG. 13 is a top view of a jewelry chain showing a fourth embodiment of my new design;
 FIG. 14 is a front elevation view thereof;
 FIG. 15 is a left side view thereof; and,
 FIG. 16 is a right side view thereof.

1 Claim, 4 Drawing Sheets



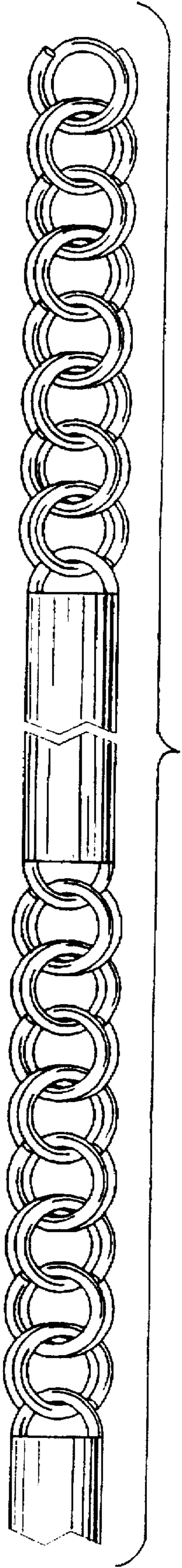


FIG. 1




FIG. 2

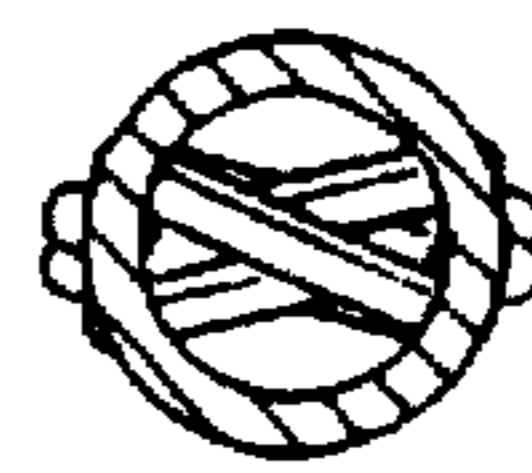


FIG. 3



FIG. 4

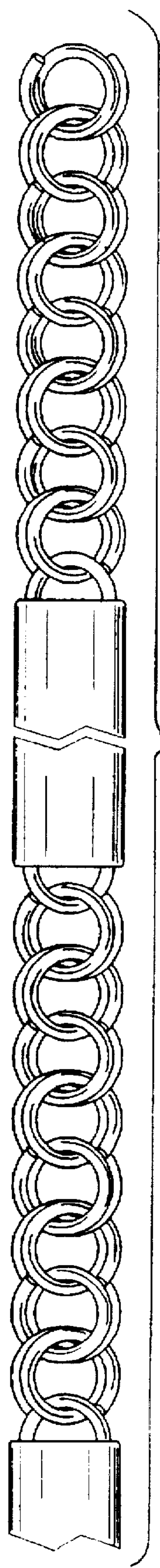


FIG. 5



FIG. 6



FIG. 7



FIG. 8

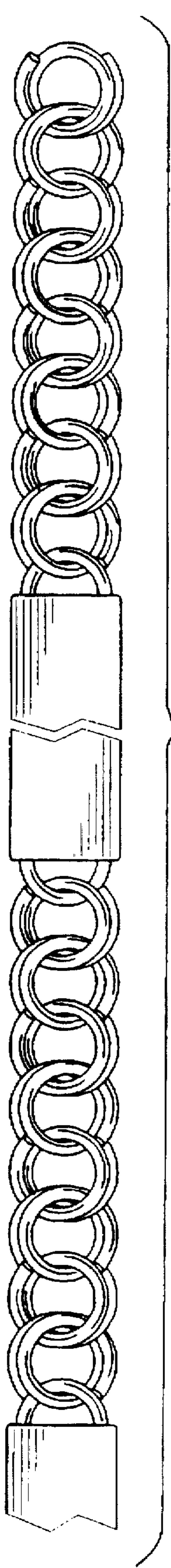


FIG. 9

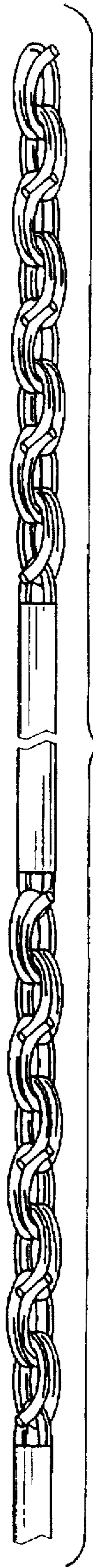


FIG. 10



FIG. 11



FIG. 12

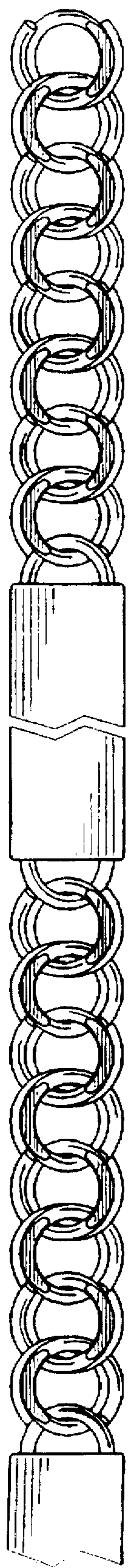


FIG. 13



FIG. 14



FIG. 15



FIG. 16