



US00D383692S

# United States Patent [19]

Woo et al.

[11] Patent Number: **Des. 383,692**

[45] Date of Patent: **\*\*Sep. 16, 1997**

[54] **WATCH STRAP**

[75] Inventors: **Moon K. Woo, Palisades Park, N.J.;  
Desmond Fung, Fotan, Hong Kong**

[73] Assignee: **Timex Corporation, Middlebury, Conn.**

[\*\*] Term: **14 Years**

[21] Appl. No.: **55,160**

[22] Filed: **May 30, 1996**

[51] LOC (6) Cl. .... **11-01**

[52] U.S. Cl. .... **D11/3**

[58] Field of Search ..... **D11/1-6, 12-25;  
63/1.1, 2, 3; D10/32; 224/164**

[56] **References Cited**

**U.S. PATENT DOCUMENTS**

- D. 92,018 4/1934 Pracht ..... D11/3
- D. 171,004 12/1953 Nolin ..... D11/3
- D. 171,005 12/1953 Nolin ..... D11/3

- D. 323,993 2/1992 Lee ..... D10/32
- D. 330,166 10/1992 Park ..... D10/32
- D. 334,150 3/1993 Cuddeback et al. .... D11/3
- D. 345,926 4/1994 Houlihan ..... D10/32

*Primary Examiner*—Ralf Seifert  
*Attorney, Agent, or Firm*—Paul R. Juhasz

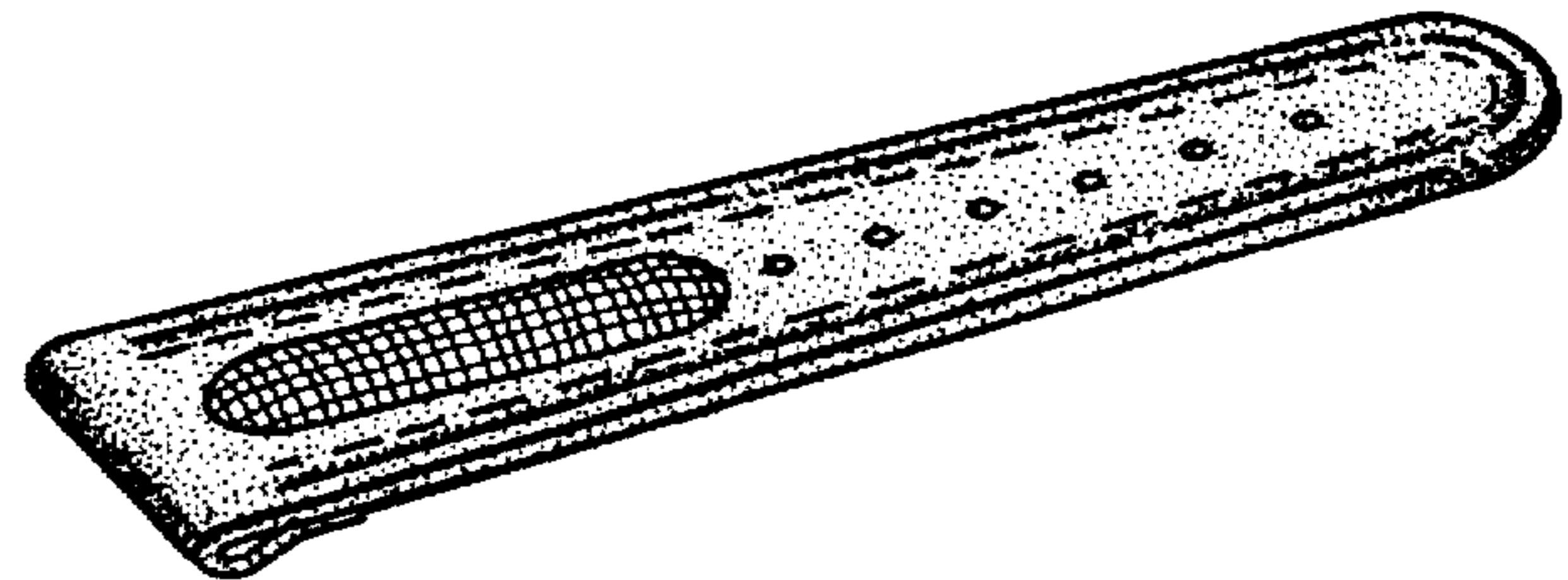
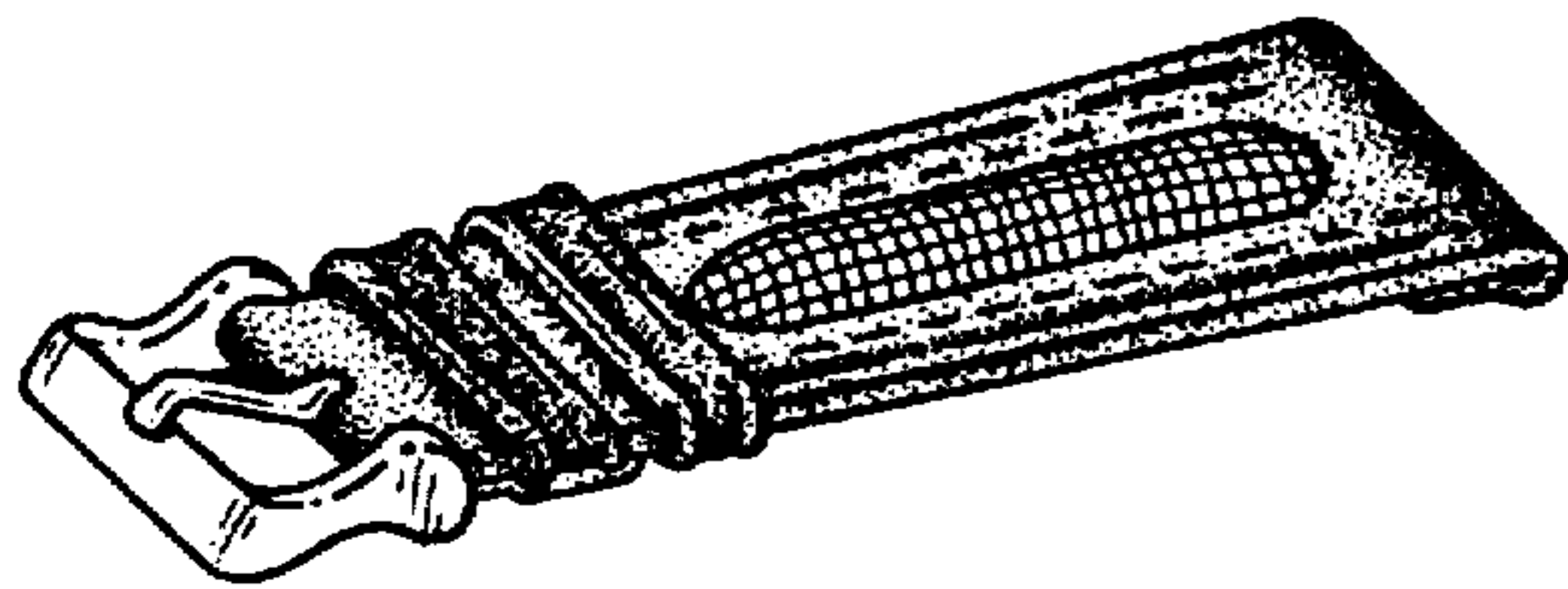
[57] **CLAIM**

The ornamental design for a “watch strap”, as shown and described.

**DESCRIPTION**

FIG. 1 is a perspective elevational view of a “watch strap”; FIG. 2 is a top plan view thereof; FIG. 3 is a left side elevational view thereof; the opposite end being a mirror image is not shown; FIG. 4 is a bottom plan view thereof; FIG. 5 is an end elevational view thereof; and, FIG. 6 is the other end elevational view thereof.

**1 Claim, 2 Drawing Sheets**



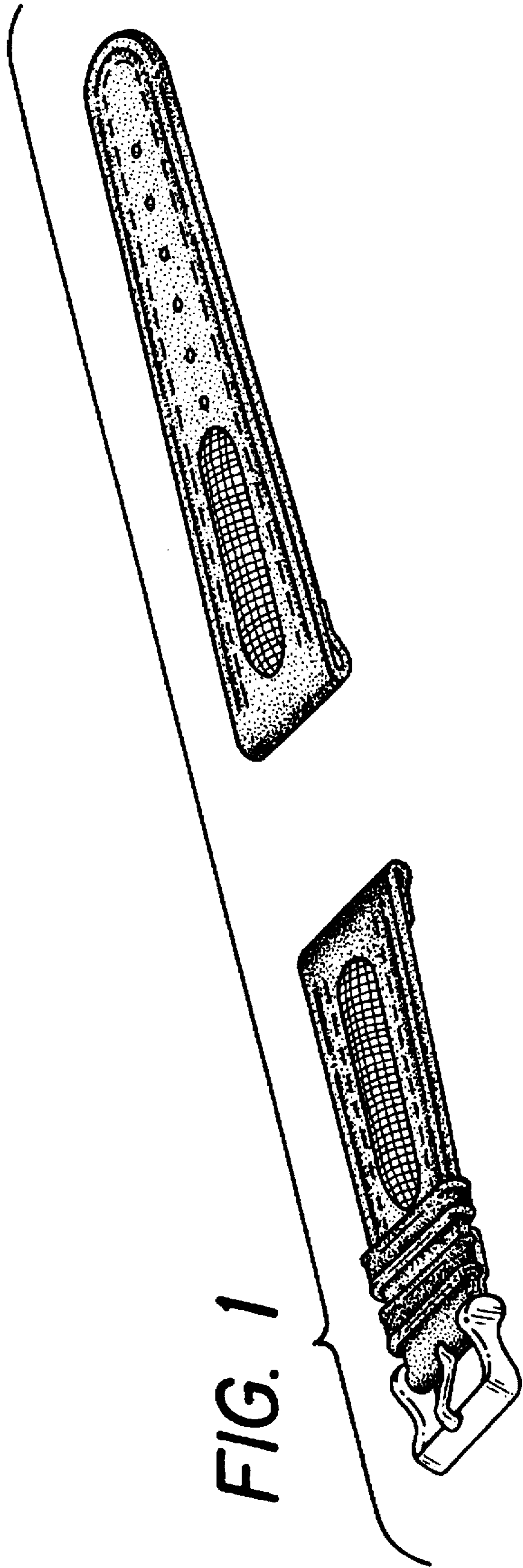


FIG. 5      FIG. 6



FIG. 2




FIG. 3

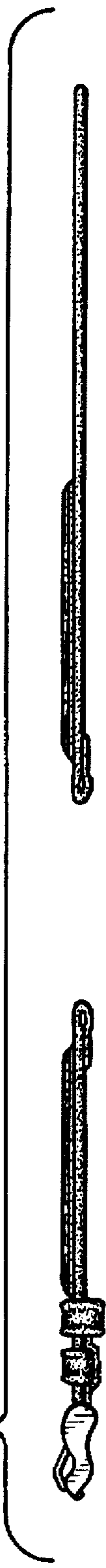


FIG. 4

