



US00D383666S

United States Patent [19]

[11] Patent Number: **Des. 383,666**

Adams

[45] Date of Patent: ****Sep. 16, 1997**

[54] **SPRING CLIP**

Notice of Allowance and application for Ser. No. 034,787, filed Jan. 13, 1995.

[75] Inventor: **William E. Adams**, Portersville, Pa.

[73] Assignee: **Adams Mfg. Corp.**, Portersville, Pa.

Primary Examiner—Paula A. Mortimer
Attorney, Agent, or Firm—Buchanan Ingersoll, P.C.; Lynn J. Alstadt

[**] Term: **14 Years**

[21] Appl. No.: **48,978**

[57] CLAIM

[22] Filed: **Jan. 16, 1996**

The ornamental design for a spring clip, as shown and described.

[51] LOC (6) Cl. **08-08**

[52] U.S. Cl. **D8/395; D13/183**

[58] Field of Search D8/363, 367, 373,
D8/395; D6/323; D13/183; 211/65, 66,
89; 248/301, 304, 373, 215, 339; D21/161

DESCRIPTION

[56] References Cited

FIG. 1 is a left side view of my design for a spring clip, the right side being a mirror image thereof;

U.S. PATENT DOCUMENTS

FIG. 2 is a rear view thereof;

D. 81,192	5/1930	Howell	D21/161
D. 91,984	4/1934	Colby	D8/360.1
D. 150,374	7/1948	Schmidt	D8/367
D. 330,509	10/1992	Belknap	D13/183 X
D. 343,166	1/1994	Nanji	D13/183
D. 350,943	9/1994	Adams et al.	D8/373
D. 360,573	7/1995	Adams	D8/367

FIG. 3 is a front view thereof;

FIG. 4 is a top plan view thereof; and,

FIG. 5 is a bottom view thereof.

OTHER PUBLICATIONS

The broken line showing of the facial features in FIGS. 1,3,4, and 5 is for illustrative purposes only and forms no part of the claimed design.

Notice of Allowance and application for Ser. No. 033,506, filed Jan. 13, 1995.

Notice of Allowance and application for Ser. No. 033,498, filed Jan. 13, 1995.

1 Claim, 1 Drawing Sheet

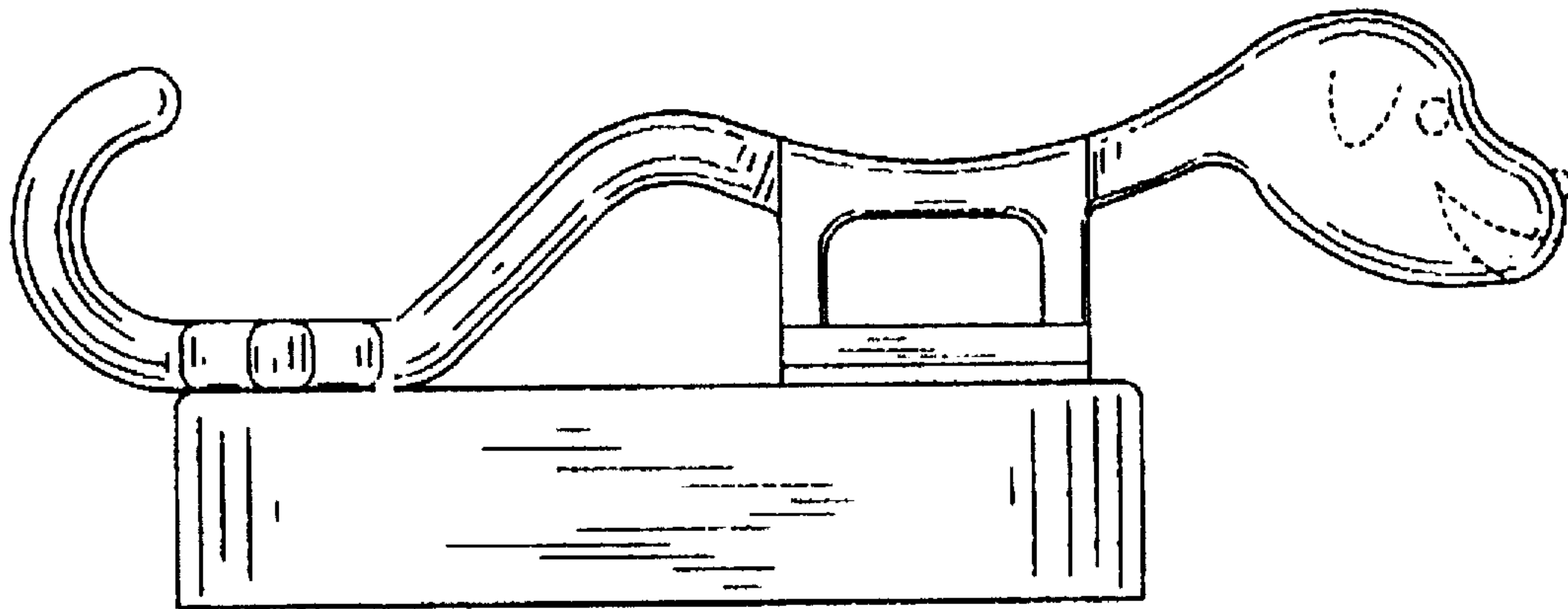


Fig.1.

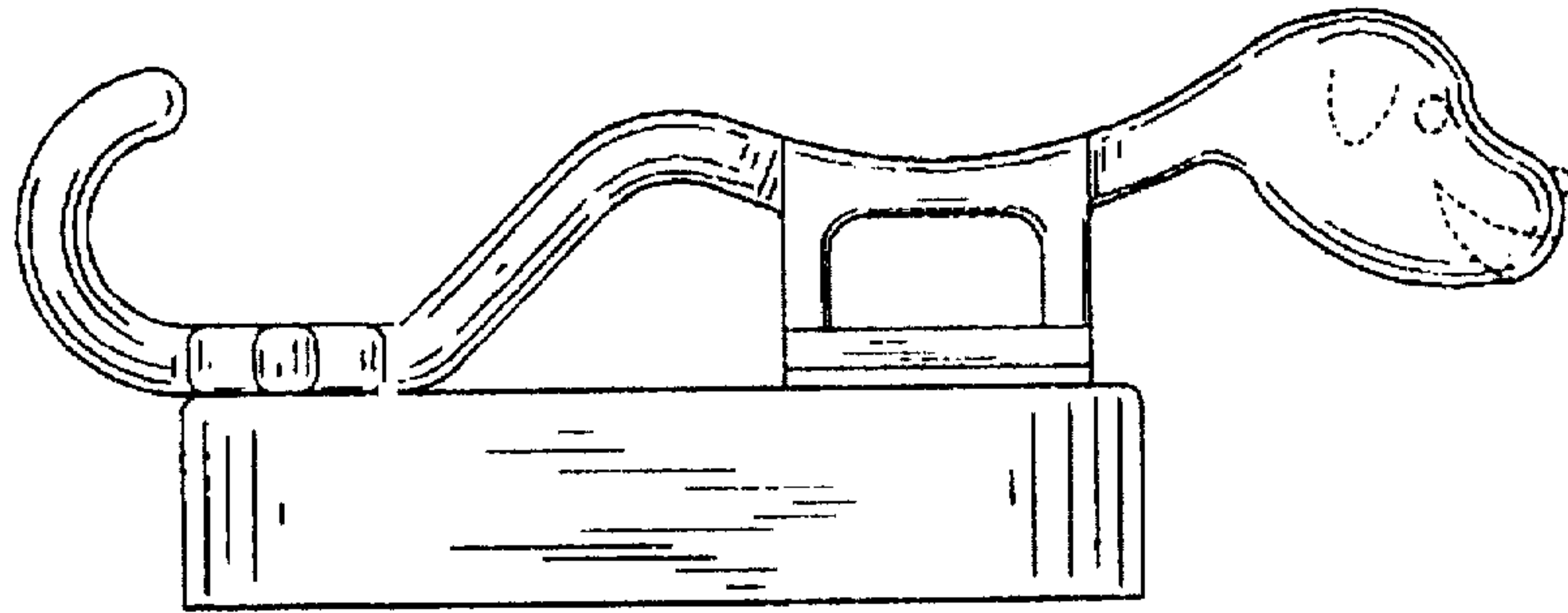


Fig.2.

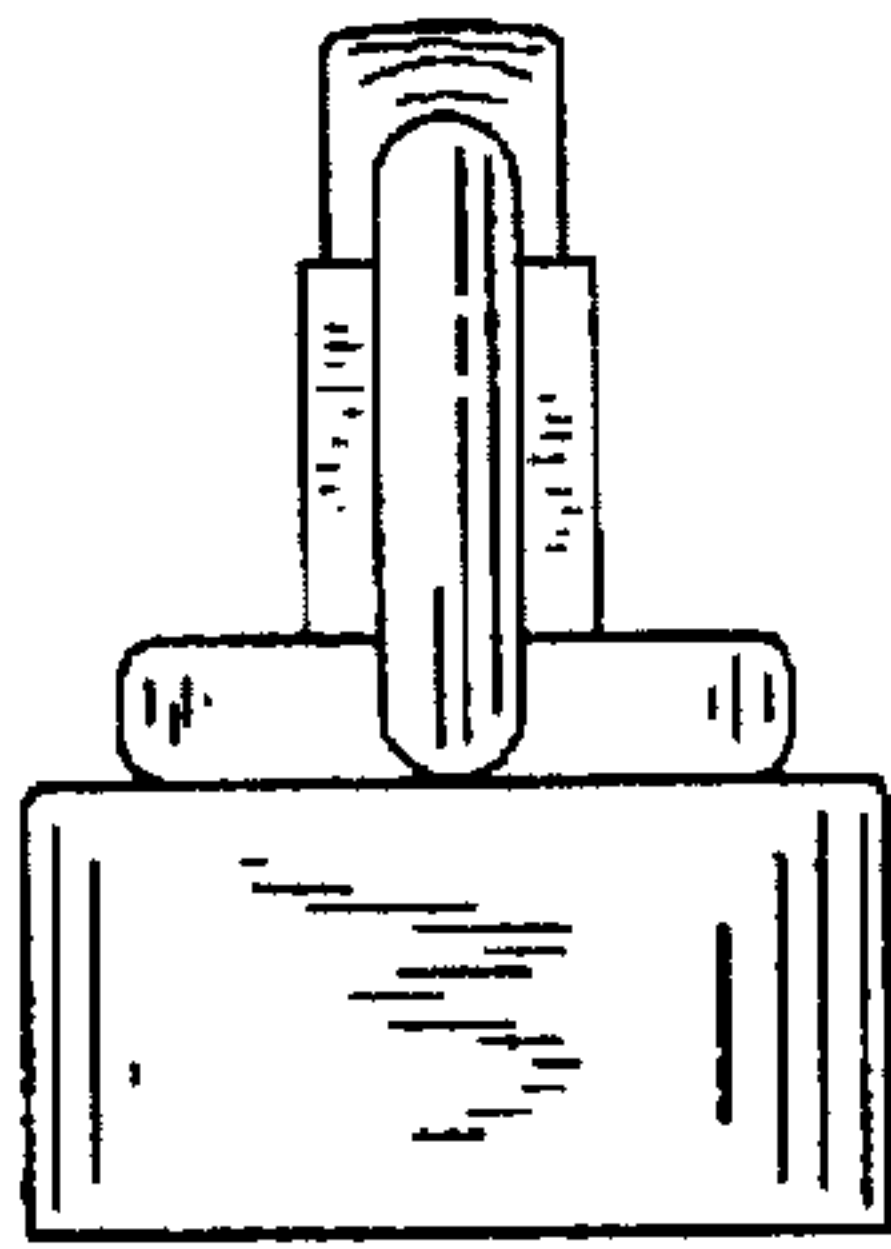


Fig.3.




Fig.4.

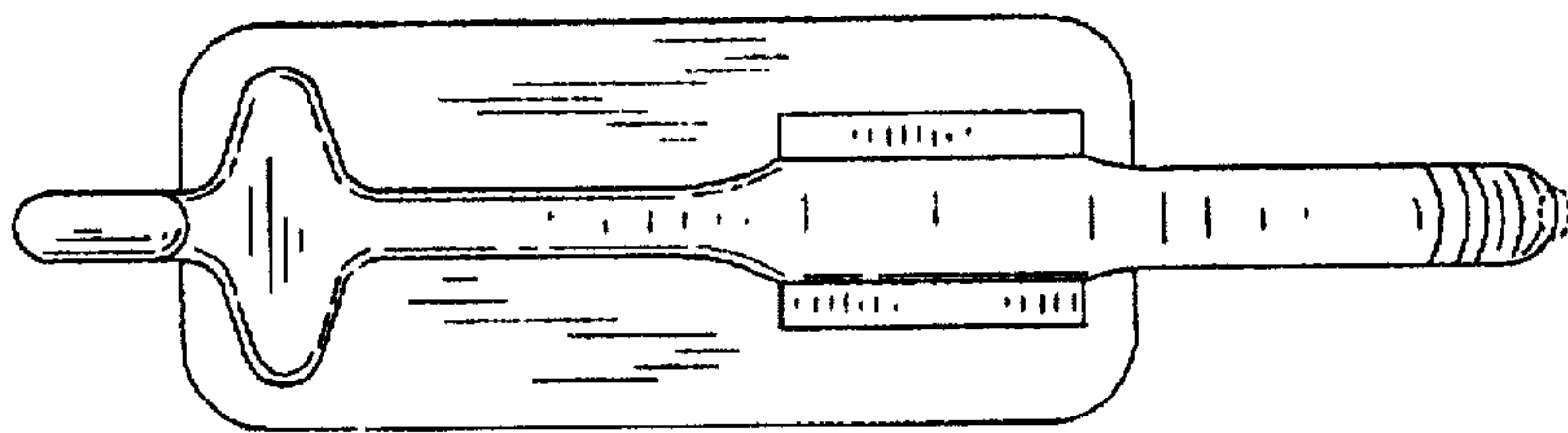


Fig.5.

