

US00D383653S

# United States Patent [19] Brantley

[11] Patent Number: **Des. 383,653**

[45] Date of Patent: **\*\*\*Sep. 16, 1997**

[54] **HAND TOOL**

[75] Inventor: **Stephen L. Brantley**, Las Vegas, Nev.

[73] Assignee: **JS Products, Inc.**, Las Vegas, Nev.

[\*] Notice: The portion of the term of this patent subsequent to Jul. 29, 2011, has been disclaimed.

[\*\*] Term: **14 Years**

[21] Appl. No.: **43,764**

[22] Filed: **Sep. 12, 1995**

[51] LOC (6) Cl. .... **08-05**

[52] U.S. Cl. .... **D8/52**

[58] Field of Search ..... D8/51, 52, 14;  
81/416, 417, 418, 424, 424.5, 425, 426,  
426.5, 427, 427.5

[56] **References Cited**

**U.S. PATENT DOCUMENTS**

D. 281,195	10/1985	Kurz	.....	D8/52
D. 282,777	2/1986	Kurz	.....	D8/52
D. 283,841	5/1986	Kurz	.....	D24/10
D. 296,822	7/1988	Fenton	.....	D24/10
D. 298,008	10/1988	Kim	.....	D8/52
D. 343,999	2/1994	Letson	.....	D8/52
D. 350,265	9/1994	Mellits et al.	.....	D8/52
D. 358,312	5/1995	Keenan	.....	D8/52
D. 360,813	8/1995	Wiedemann et al.	.....	D8/52
D. 362,607	9/1995	Fisher	.....	D8/52
3,261,244	7/1966	Smoyak et al.	.....	81/417
3,521,510	7/1970	Angquist	.....	
3,583,264	6/1971	Brunosson	.....	81/415
4,099,315	7/1978	Pudenz	.....	29/434
4,185,523	1/1980	Kreitz	.....	81/417
4,414,868	11/1983	Puro	.....	81/416
4,602,536	7/1986	Fish	.....	81/418
4,934,222	6/1990	Rittmann et al.	.....	81/427.5
5,253,557	10/1993	Dolak	.....	81/427.5

**OTHER PUBLICATIONS**

Contact East Catalog, p. 32, Diamond Brand pliers 1985.  
Klein Tools Catalog 129, p. 7, Drawing of the Six Basic types of pliers 1987.

Nanjing Tools Catalog, p. 8, Pliers 1995.  
Time Motion Tools Catalog, p. 51, Pliers and Cutters 1993.  
Tool News Brochure, Sep. 30, 1995, cover page, pp. 7, 36, 37 & 38.  
Tool Connection Plus brochure, Jul. 3, 1994, one page.  
The Tool-Special-List brochure, Jun. 30, 1994, two pages.  
Stampede brochure, Mar. 31, 1994, five pages.  
Iowa Pneumatic Repair brochure, 1994, three pages.  
Tool News, Dec. 31, 1994, cover page and p. 3.  
Jun./Jul. PBE Specials brochure, cover page and p. 8.  
Ace Air Tools brochure, Dec. 1994, three pages.  
Jensen Master Catalog, 1995, cover page and pp. 190, 192 and 193.  
Teda Tool Box brochure, Jan.-Feb., 1995, cover page and p. 15.  
Teda Tool Box brochure, Jul. -Aug. 1994, cover page and p. 4.  
Jensen Supplement Catalog, Winter-Spring 1995, cover page and pp. 2, 53 and 54.  
Ace Air Tools brochure, Apr., 1995, three pages.  
Nolan Supply's brochure, Apr. 1995, two pages.  
Jensen Master Catalog 1994-1995, cover page and pp. 90, 191-193 and 195.

(List continued on next page.)

*Primary Examiner*—Philip S. Hyder  
*Attorney, Agent, or Firm*—John Edward Roethel

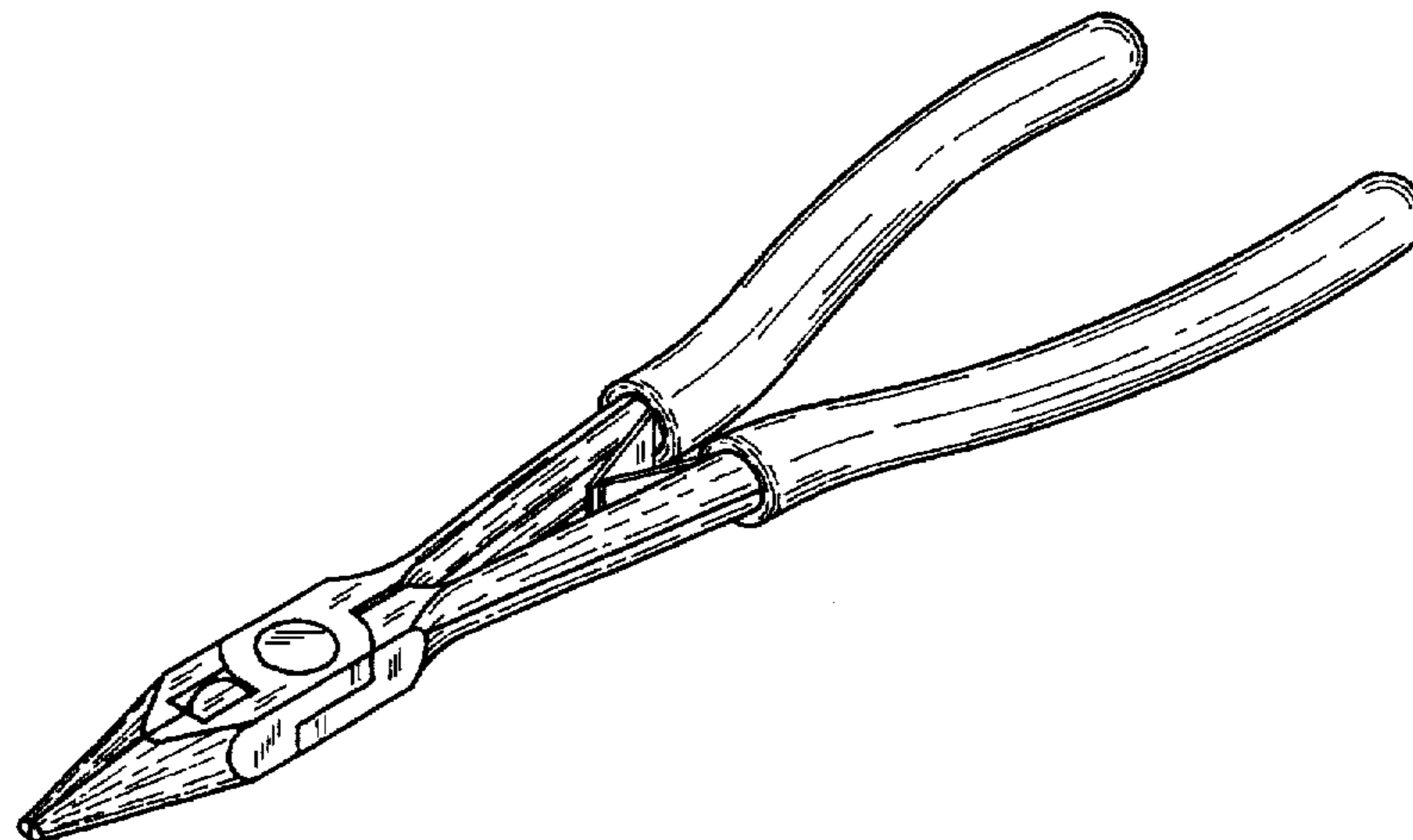
[57] **CLAIM**

The ornamental design for a hand tool, as shown and described.

**DESCRIPTION**

FIG. 1 is an isometric view of the hand tool showing my new design;  
FIG. 2 is a front elevational view thereof;  
FIG. 3 is a rear elevational view thereof;  
FIG. 4 is a top plan view thereof;  
FIG. 5 is a bottom plan view thereof;  
FIG. 6 is a left elevational view thereof; and,  
FIG. 7 is a right elevational view thereof.

**1 Claim, 3 Drawing Sheets**



**OTHER PUBLICATIONS**

Tools and Equipment brochure, 1994, cover page and p. 72.  
Automotive Tool, Equipment & Autobody Supplies brochure, Jul.-Aug., 1994 cover page and p. 23.  
Tool News brochure, Mar. 1995, cover page and pp. 2, 18 and 31.  
Stampede brochure, Sep. 30, 1995, cover page and pp. 62 and 64.  
Ace Air Tools Brochure, Jun. 1995, three pages.  
Aircraft Tool Supply Company brochure, cover page and p. 91.

ATD brochure, Feb./Mar., 1994 cover page and p. 35.  
Allied Tools brochure, Oct. 1994, cover page and pp. 29 and 37.  
Ace Air Tools brochure, Feb. 1994, three pages.  
Ace Air Tools brochure, Jun. 1994, three pages.  
Automotive Tool, Equipment & Autobody Supplies brochure, Oct.-Dec., 1994 cover page and p. 21.  
Harbor Freight Tools brochure, p. 2.  
All-Star Specials brochure, Aug. 1994, three pages.

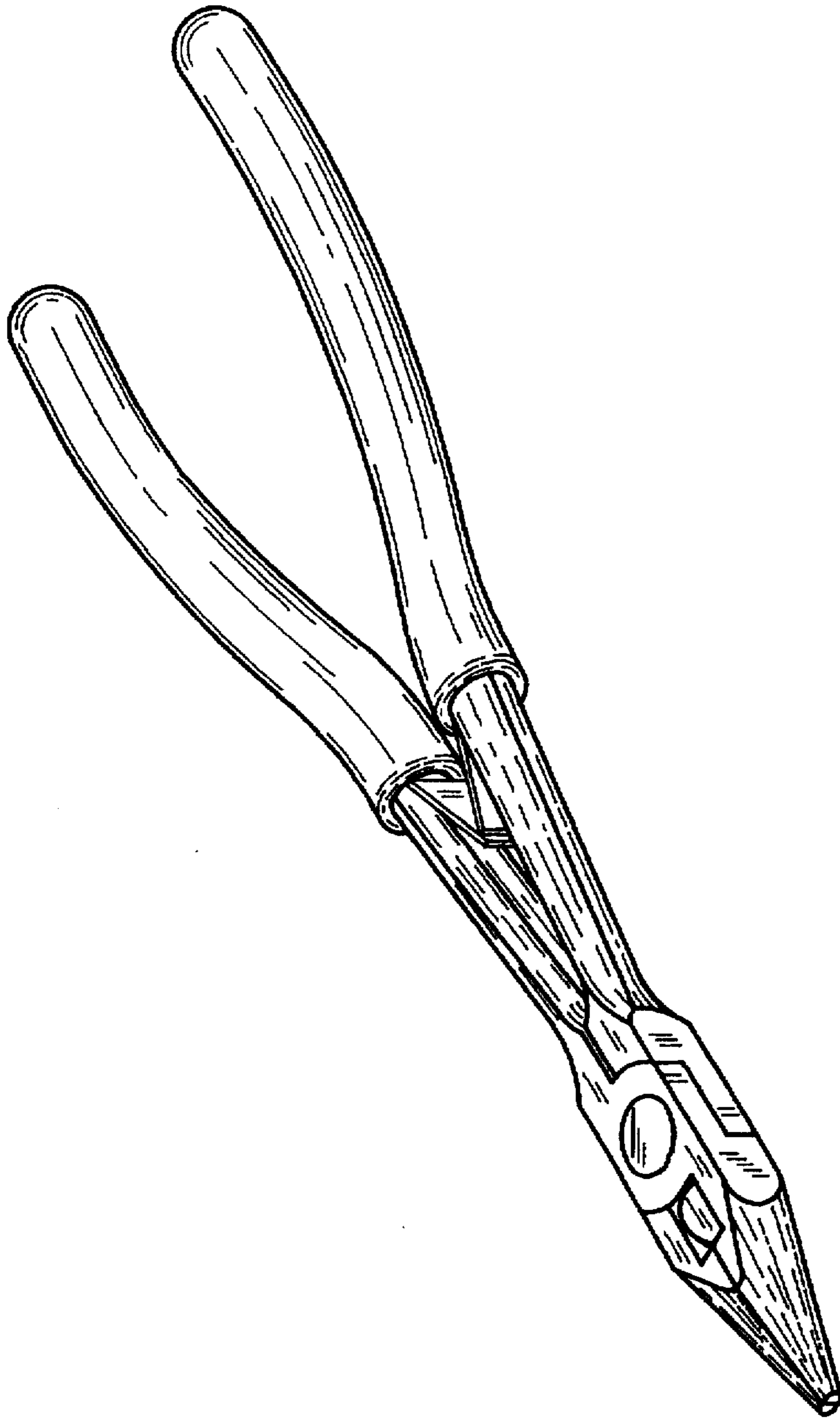


FIG-1

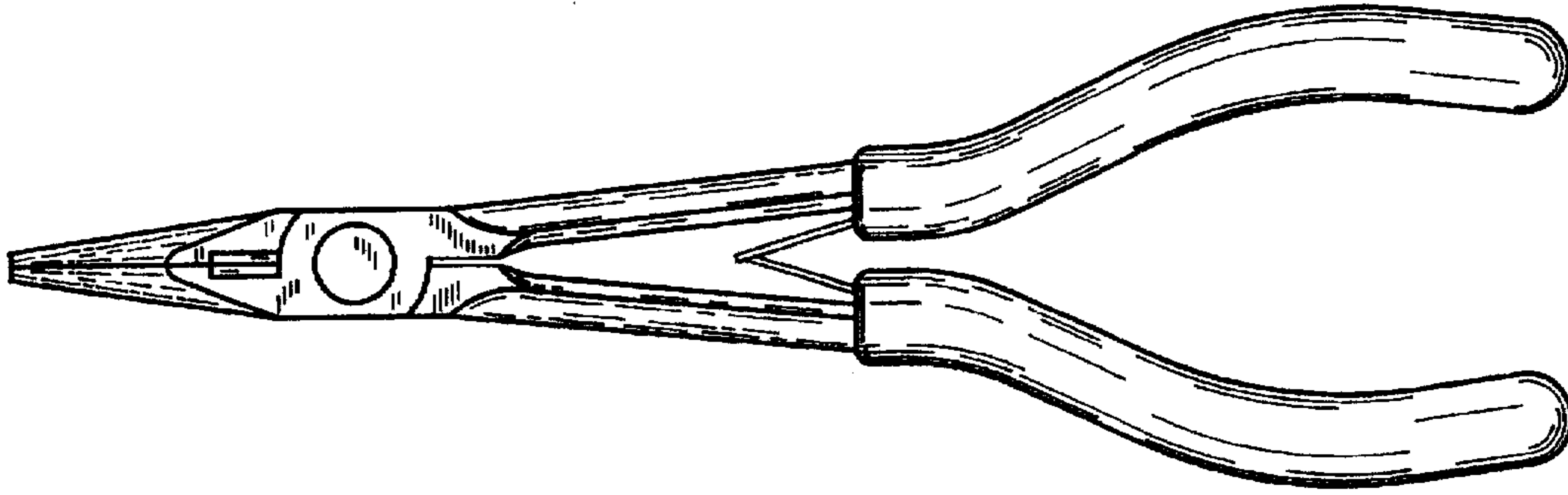


FIG-5

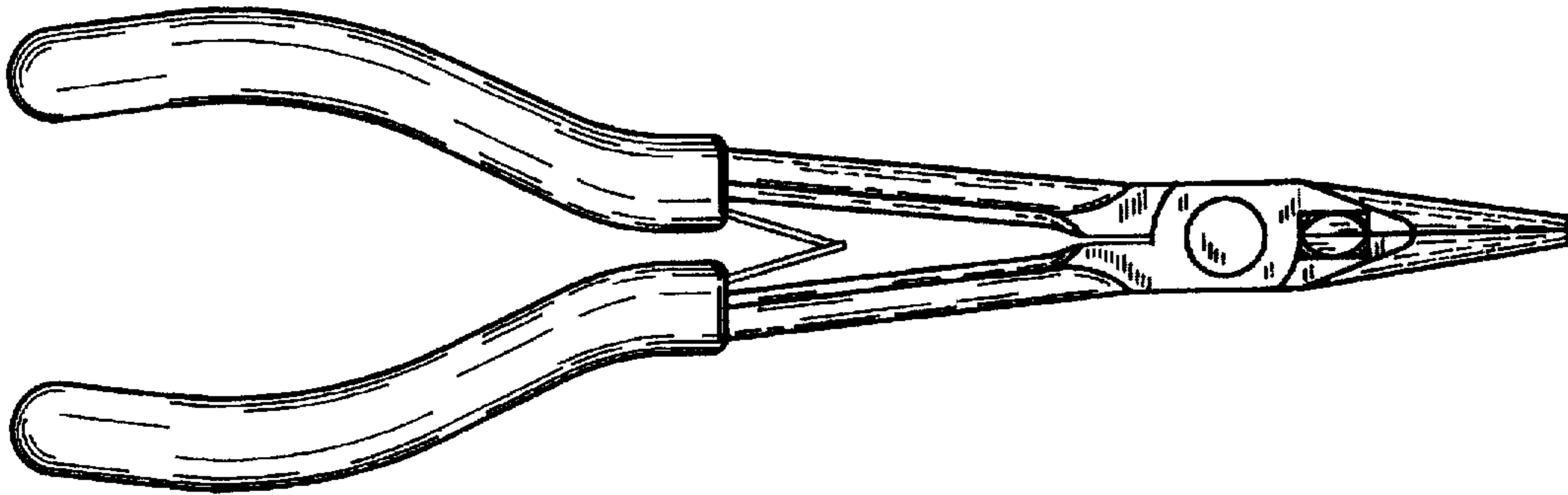


FIG-4



FIG-2



FIG-3



FIG-6



FIG-7