



US00D383627S

United States Patent [19] Kane

[11] Patent Number: **Des. 383,627**
[45] Date of Patent: *****Sep. 16, 1997**

[54] **SEAT FOR MODULAR SEATING SYSTEM**

[75] Inventor: **Brian J. Kane**, San Francisco, Calif.

[73] Assignee: **Landscape Forms, Inc.**, Kalamazoo, Mich.

[*] Notice: The portion of the term of this patent subsequent to Jul. 29, 2011, has been disclaimed.

[**] Term: **14 Years**

[21] Appl. No.: **52,447**

[22] Filed: **Mar. 1, 1996**

[51] LOC (6) Cl. **06-06**

[52] U.S. Cl. **D6/500; D6/370**

[58] Field of Search D6/334, 335, 349,
D6/355, 370, 376, 381, 500, 501, 502;
297/452.63

[56] **References Cited**

U.S. PATENT DOCUMENTS

D. 94,089	12/1934	Lucas	D6/370
D. 215,430	9/1969	Suzuki	D6/370
D. 216,115	11/1969	Suzuki	D6/370
D. 229,591	12/1973	Trail	D6/370

235,437	12/1880	Hopkins	297/452.63
D. 304,253	10/1989	Skalka	D34/6
D. 310,636	9/1990	Skalka	D6/500
D. 344,200	2/1994	Schwartz	D6/500
D. 366,775	2/1996	Kane	D6/370
3,511,536	5/1970	Suzuki	297/452.63

OTHER PUBLICATIONS

Landscape Forms, Inc. 1995. Buyline 2978, pp. 1-20.
Victoria Stanley Inc., Buyline 1157, pp. 1-3, undated.

Primary Examiner—Gary D. Watson
Attorney, Agent, or Firm—Heslin & Rothenberg, P.C.

[57] **CLAIM**

The ornamental design for a seat for modular seating system, as shown and described.

DESCRIPTION

FIG. 1 is a front isometric view of a seat for modular seating system showing my new design;
FIG. 2 is a left side elevational view thereof;
FIG. 3 is a right side elevational view thereof;
FIG. 4 is a front elevational view thereof;
FIG. 5 is a back elevational view thereof;
FIG. 6 is a top plan view thereof; and,
FIG. 7 is a bottom plan view thereof.

The broken lines shown in the drawings are for environmental purposes and form no part of the claimed design.

1 Claim, 4 Drawing Sheets

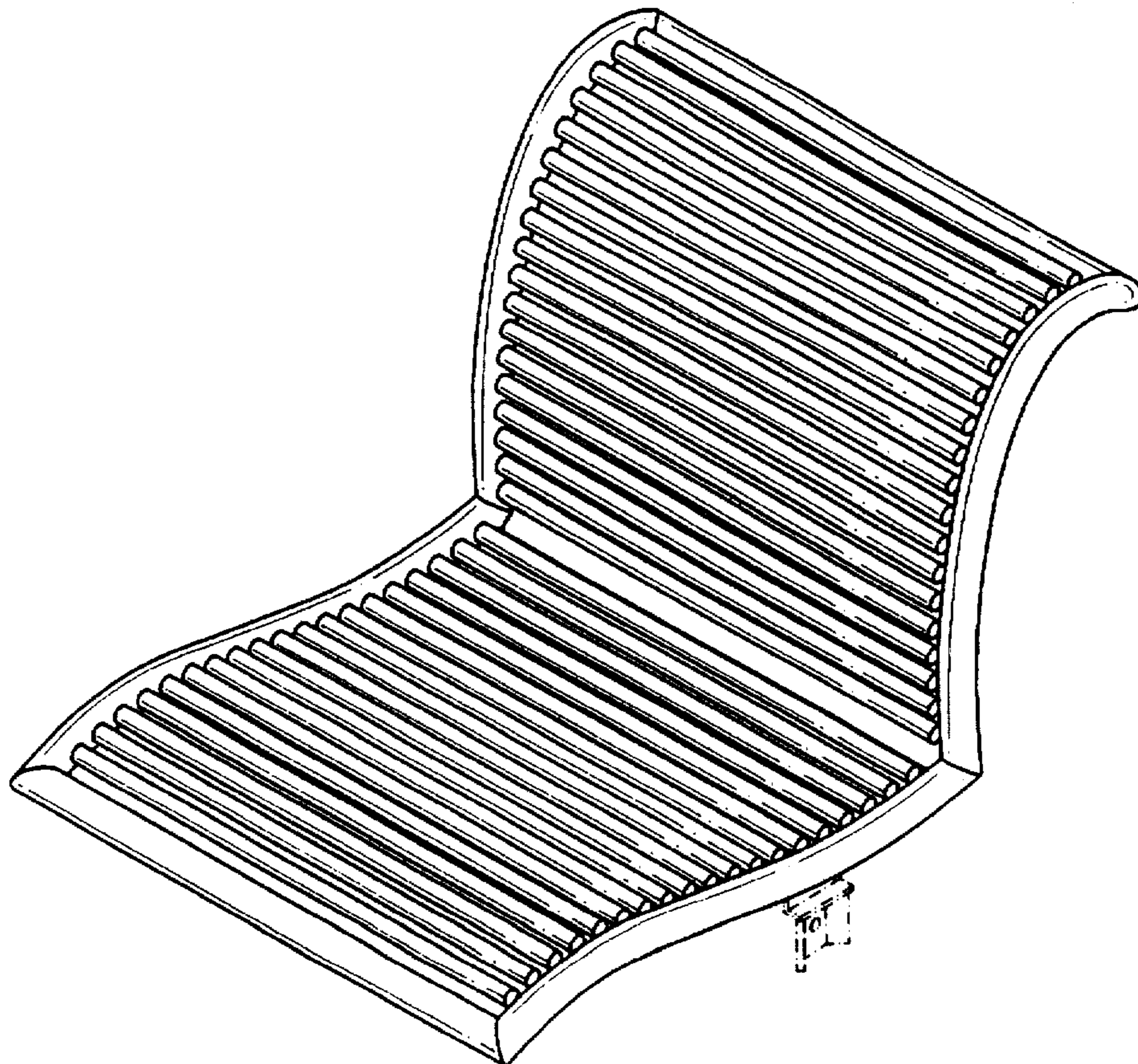


FIG. 1

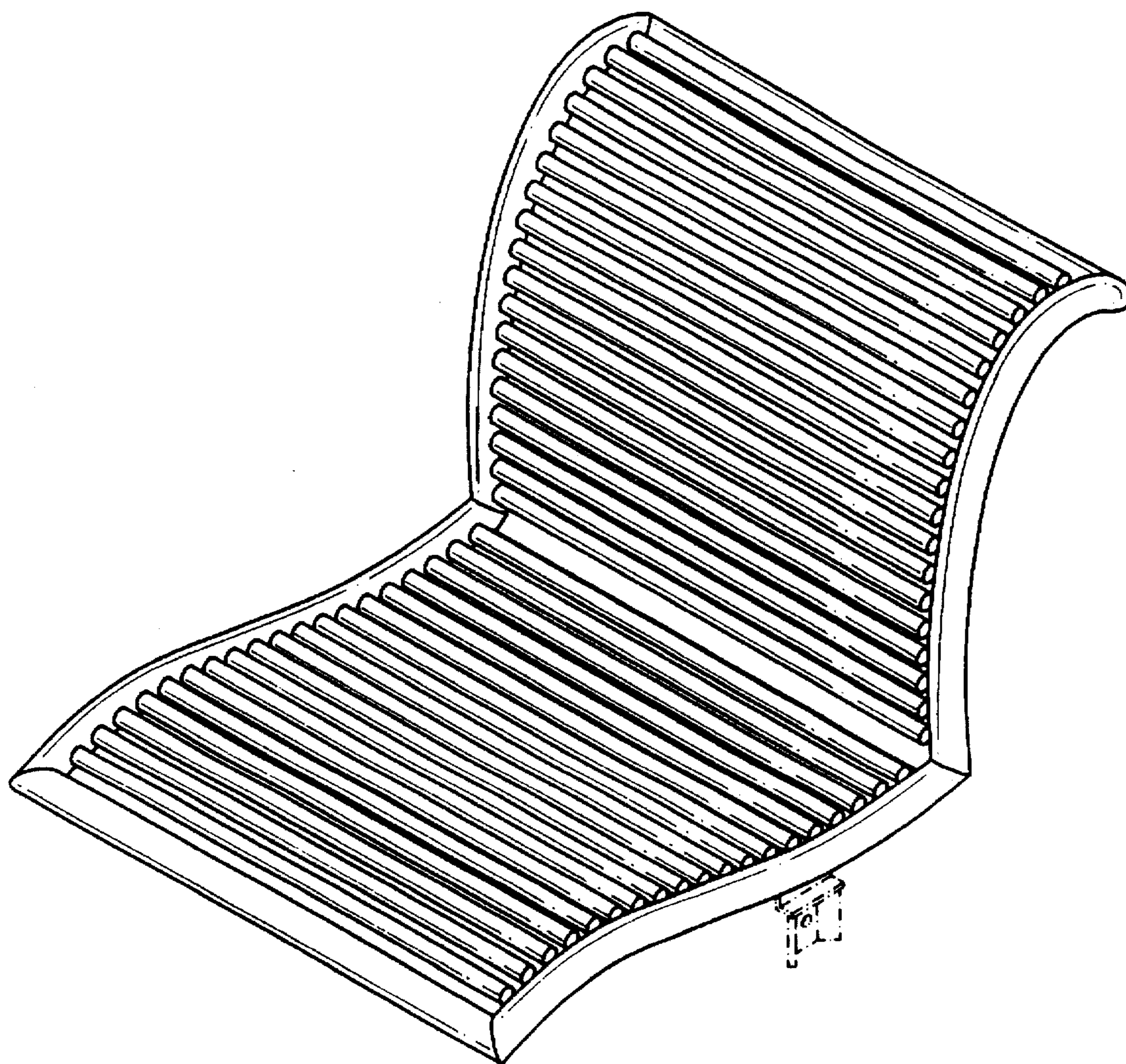


FIG. 2

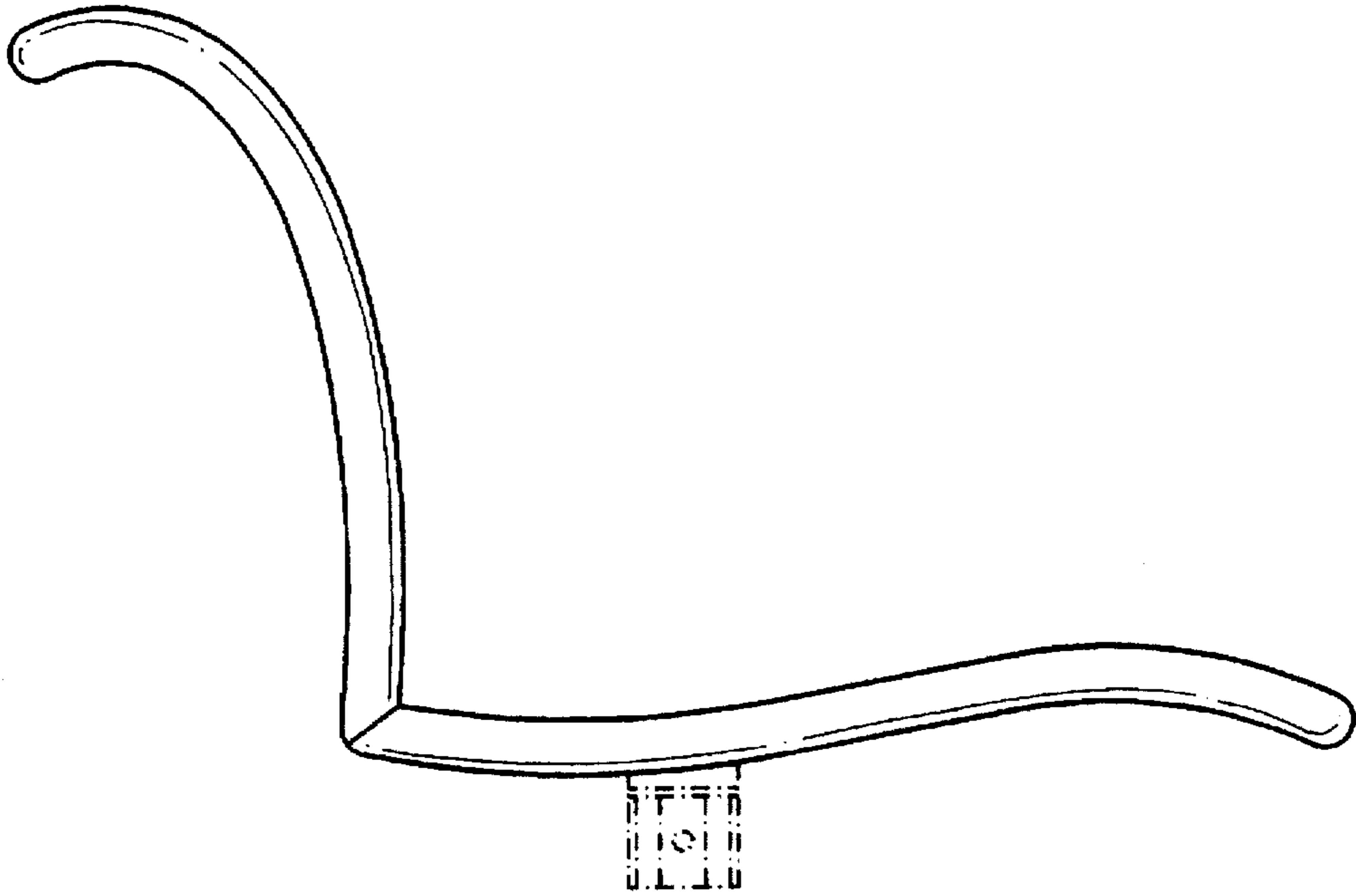


FIG. 3

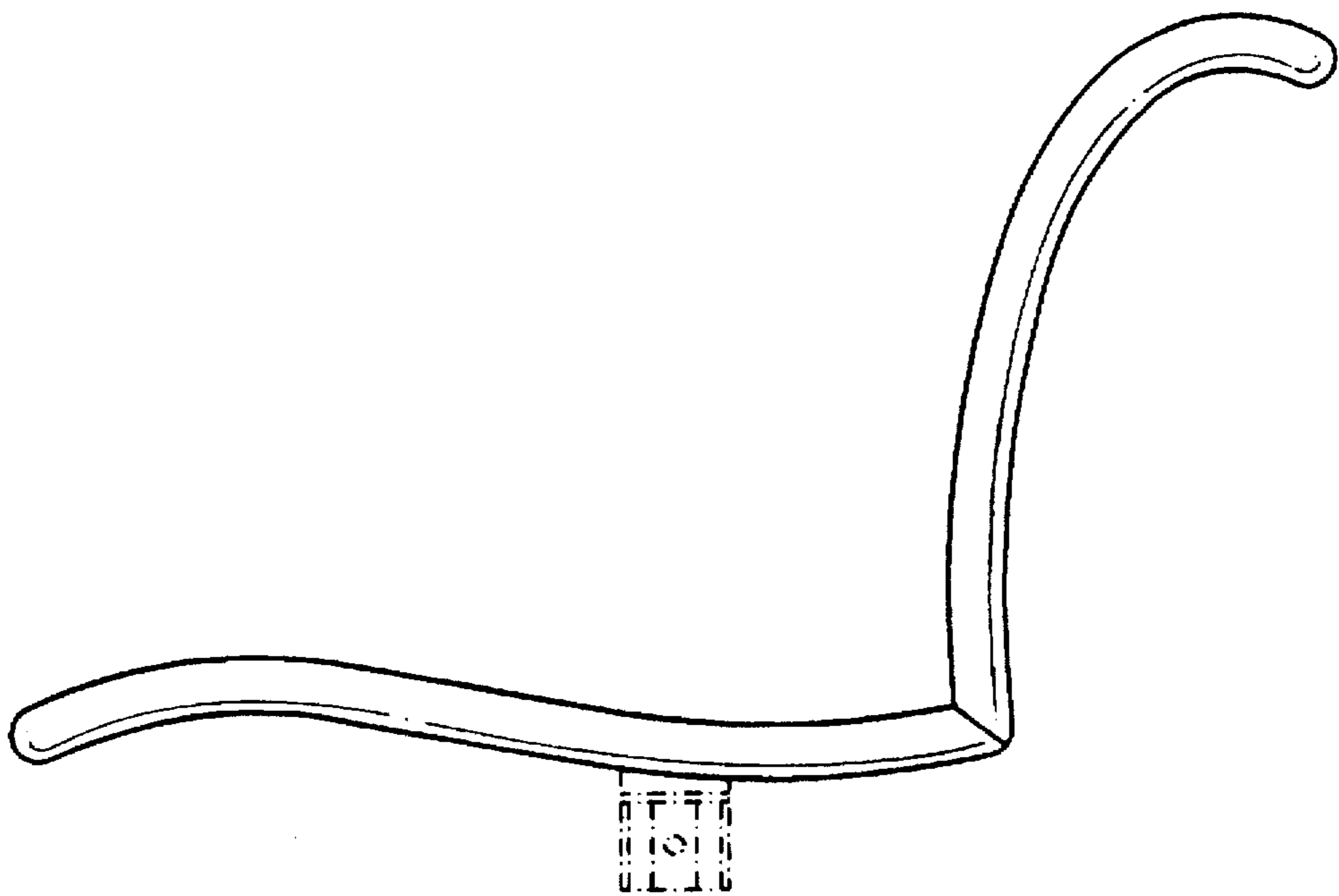


FIG. 4




FIG. 5

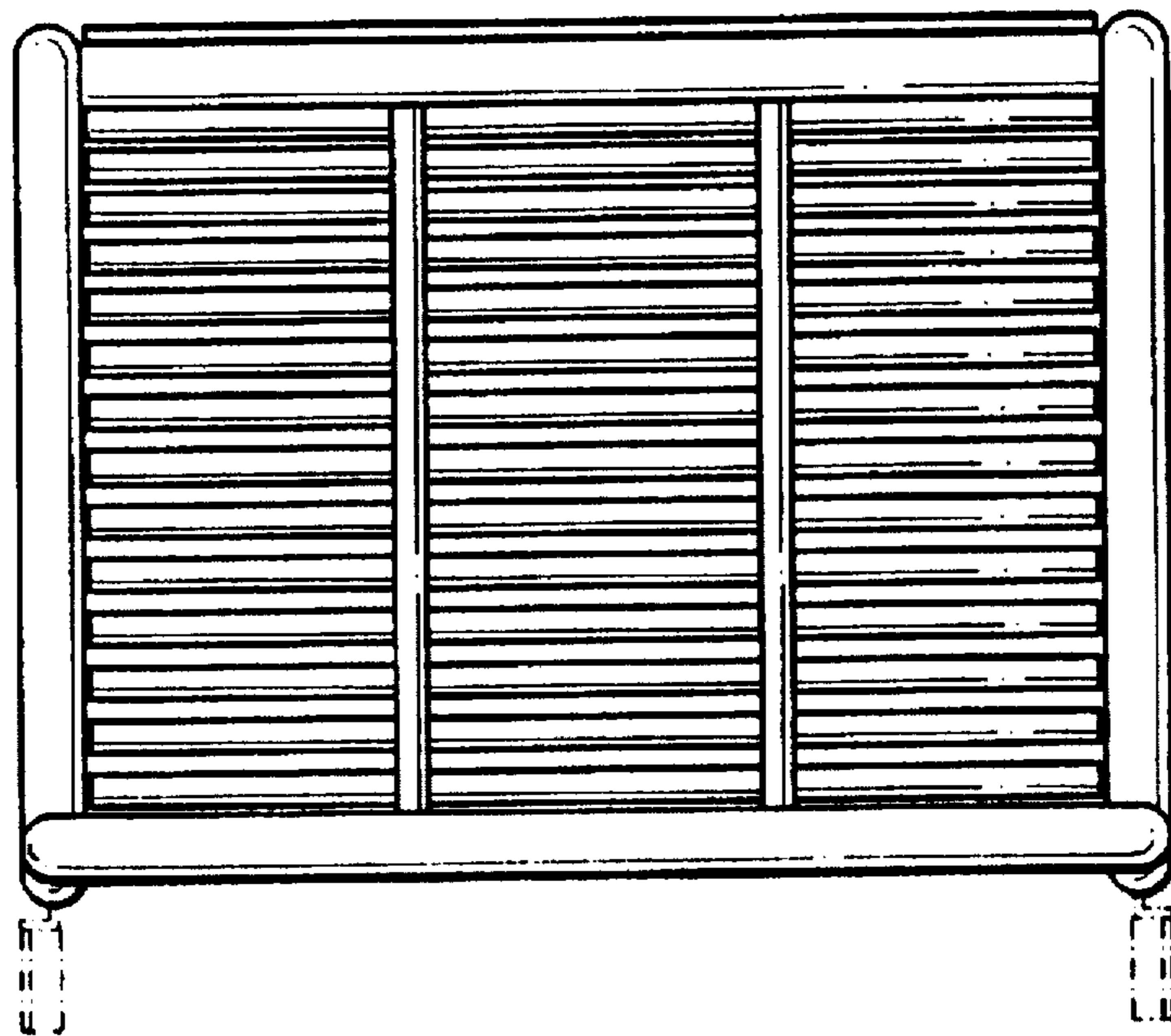


FIG. 6




FIG. 7

