



US00D383624S

United States Patent [19]
Grosfillex

[11] **Patent Number: Des. 383,624**
[45] **Date of Patent: **Sep. 16, 1997**

[54] **MULTI-TIERED STAND**
[75] **Inventor: Raymond Grosfillex, Oyonnax, France**
[73] **Assignee: Grosfillex Sarl, Oyonnax, France**
[**] **Term: 14 Years**

D. 355,798 2/1995 Goetz D6/479
D. 362,138 9/1995 Sagol D6/479
D. 367,784 3/1996 Goetz D6/479
D. 368,397 4/1996 Weberg D6/479
2,982,424 5/1961 Van Syoc, Sr. 108/59 X
3,272,582 9/1966 Anderson et al. 108/59
3,964,810 6/1976 Murphy 211/188 X
4,930,643 6/1990 Flum 211/188
5,463,966 11/1995 Nilsson 108/144 X

[21] **Appl. No.: 53,509**
[22] **Filed: May 10, 1996**

Primary Examiner—James Gandy
Assistant Examiner—Linda Brooks
Attorney, Agent, or Firm—Dowell & Dowell

[30] **Foreign Application Priority Data**
Nov. 10, 1995 [WO] WIPO DMA/003138

[57] **CLAIM**

[51] **LOC (6) Cl. 06-04**
[52] **U.S. Cl. D6/479**
[58] **Field of Search** D6/449, 429, 463,
D6/461, 465, 477, 478, 479, 485, 487;
108/59, 90-93, 96, 101, 106, 144, 153,
149, 180, 157, 152; 211/49.1, 42, 134,
135, 186, 187, 188, 153, 175, 189, 190,
194; D34/17, 20, 21

The ornamental design for a multi-tiered stand, as shown and described.

DESCRIPTION

FIG. 1 is a top, front and left side perspective view of a multi-tiered stand showing my new design;
FIG. 2 is a front elevational view thereof;
FIG. 3 is a bottom plan view thereof;
FIG. 4 is a rear elevational view thereof;
FIG. 5 is a right side view thereof; and,
FIG. 6 is a left side view thereof.

[56] **References Cited**
U.S. PATENT DOCUMENTS

D. 303,596 9/1989 Goetz D6/479

1 Claim, 2 Drawing Sheets

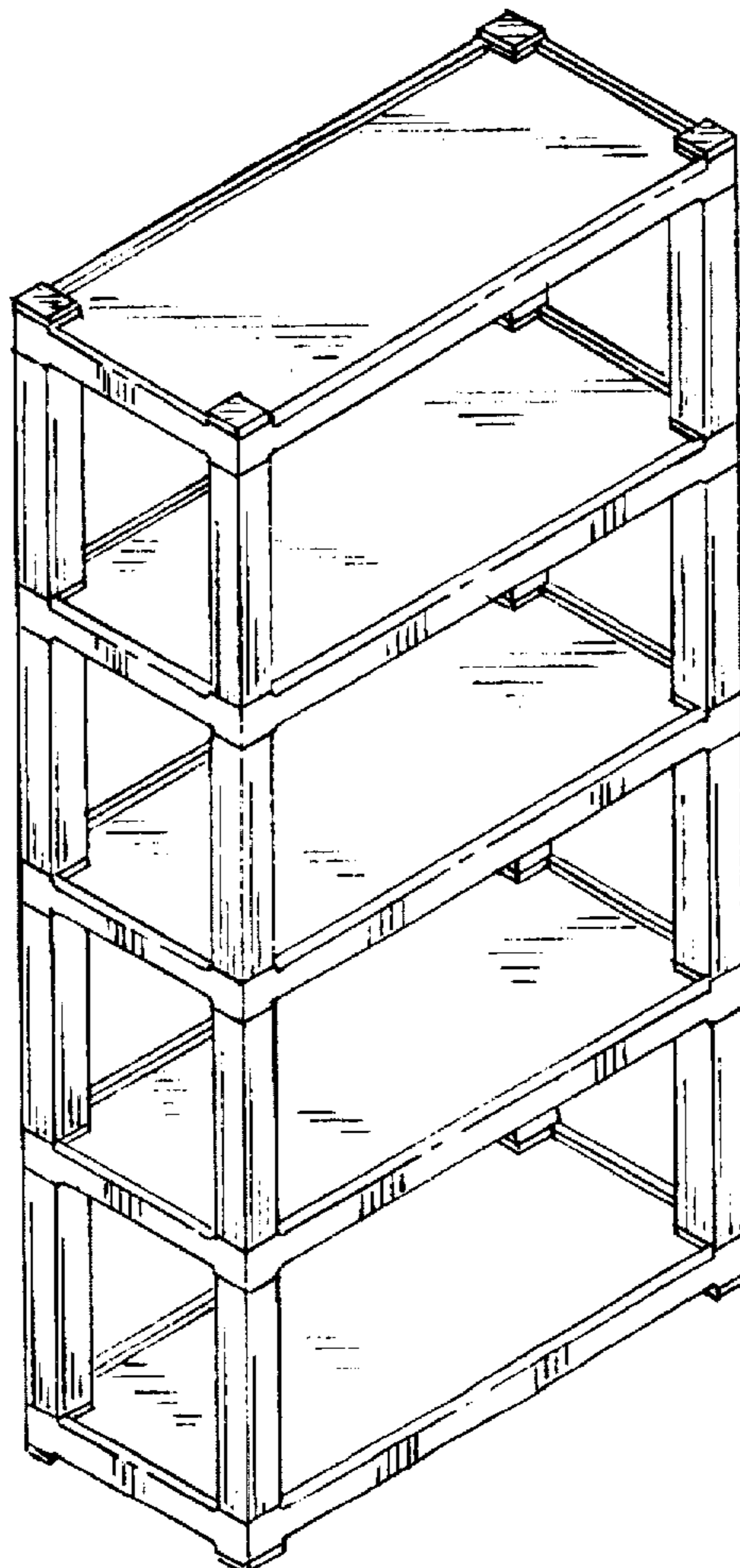


FIG. 1

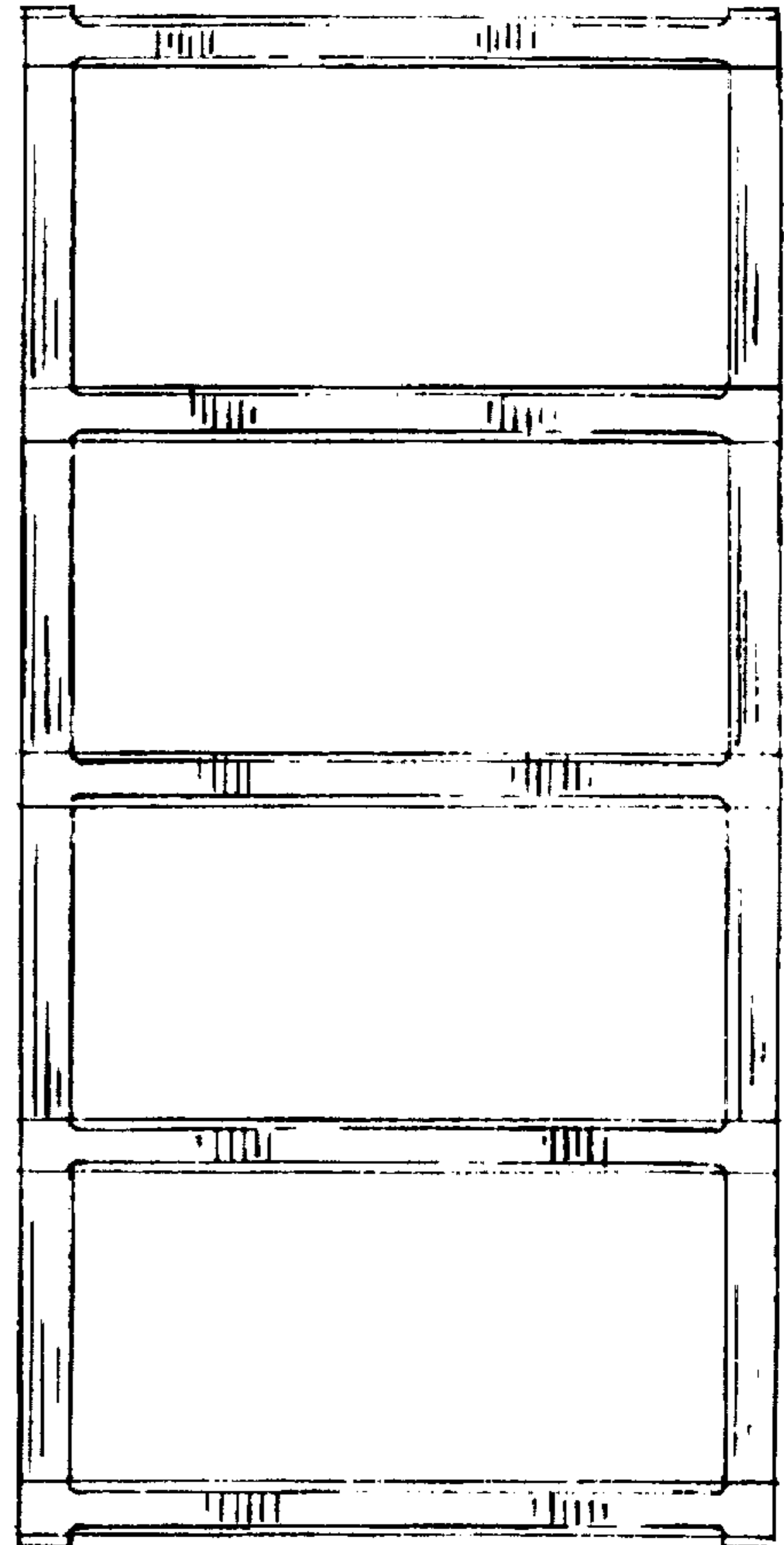
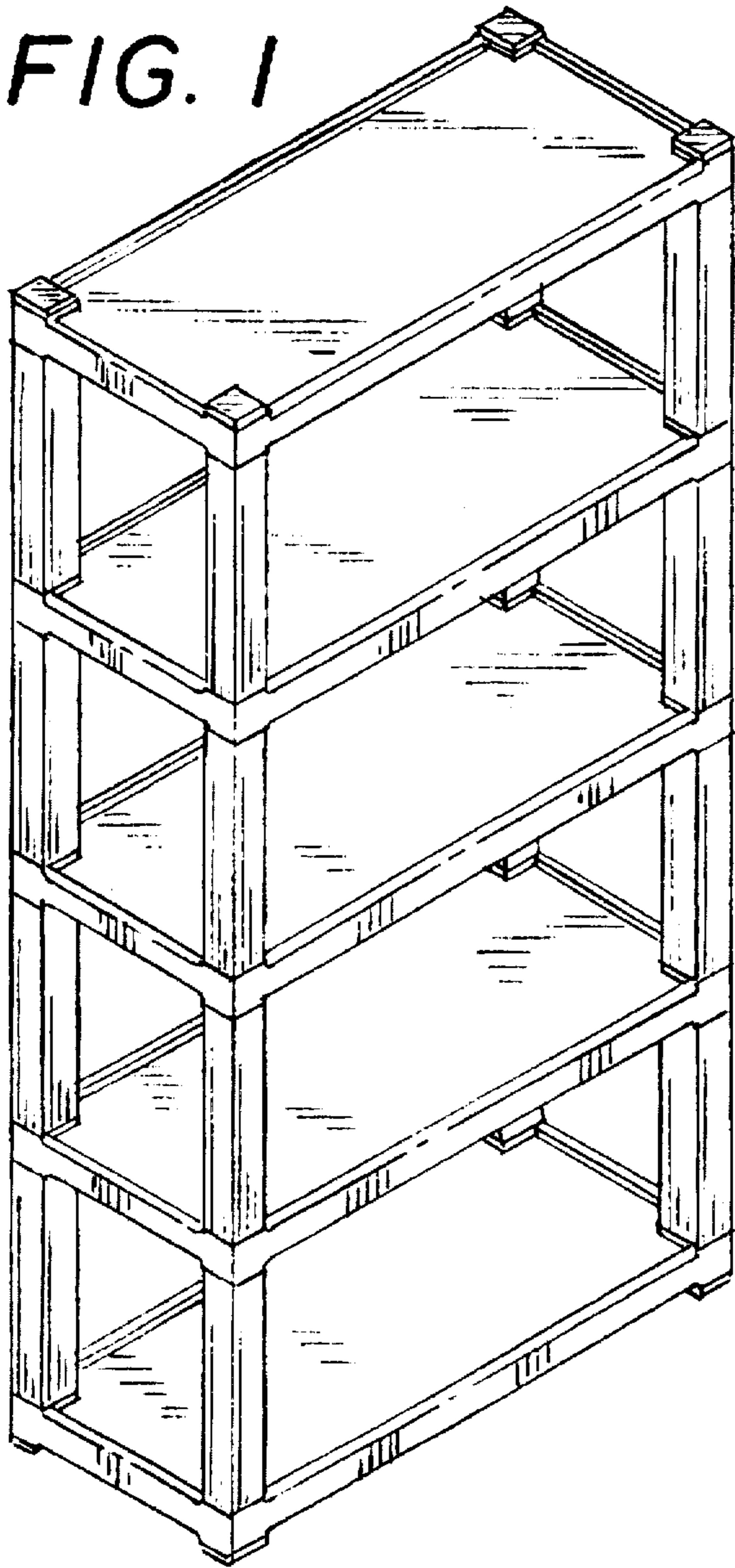


FIG. 2




FIG. 3

FIG. 4





FIG. 5

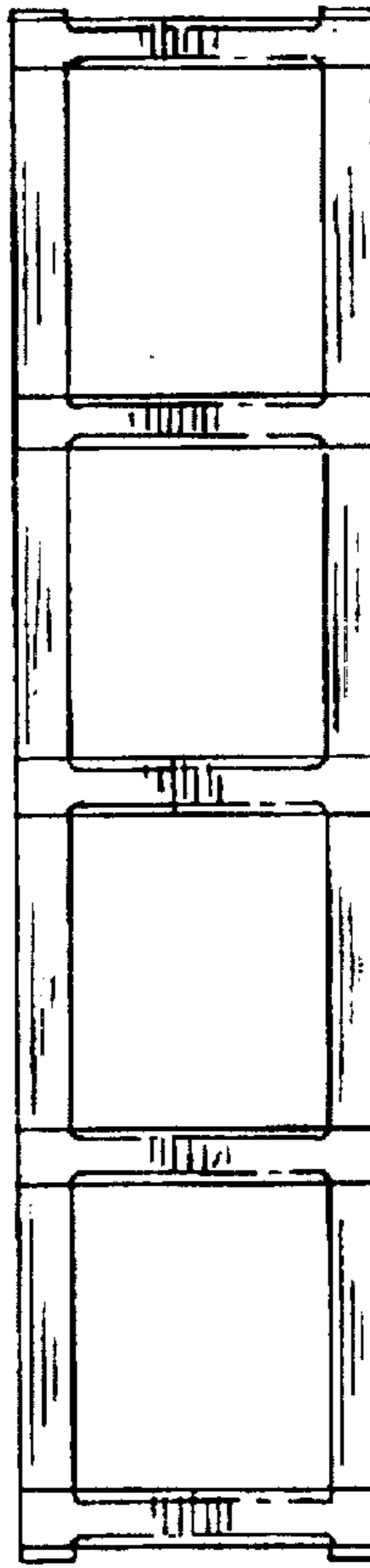


FIG. 6