



US00D383608S

United States Patent [19]

[11] Patent Number: **Des. 383,608**

Yamamoto et al.

[45] Date of Patent: ****Sep. 16, 1997**

[54] **TOOTHBRUSH**

Attorney, Agent, or Firm—Ostrolenk, Faber, Gerb & Soffen, LLP

[75] Inventors: **Atsushi Yamamoto, Takatsuki; Kazumi Oishi, Kusatsu, both of Japan**

[57] **CLAIM**

[73] Assignee: **Sunstar Kabushiki Kaisha, Japan**

The ornamental design for a toothbrush, as shown and described.

[**] Term: **14 Years**

DESCRIPTION

[21] Appl. No.: **51,045**

FIG. 1 is a perspective view of a toothbrush showing our new design;

[22] Filed: **Feb. 29, 1996**

FIG. 2 is a front elevational view thereof;

[30] **Foreign Application Priority Data**

FIG. 3 is a rear elevational view thereof;

Aug. 29, 1995 [JP] Japan 7-25225

FIG. 4 is a left side elevational view thereof, the right side elevational view being a mirror image thereof;

[51] LOC (6) Cl. **04-02**

FIG. 5 is a top plan view thereof;

[52] U.S. Cl. **D4/104**

FIG. 6 is a bottom plan view thereof;

[58] Field of Search D4/104-112, 132, D4/134, 138; 15/143.1, 159.1, 167.1, 167.2, 186, 187; 601/139, 141

FIG. 7 is a sectional view taken along a line 7—7 of FIG. 2;

FIG. 8 is an enlarged sectional view taken along a line 8—8 of FIG. 2;

[56] **References Cited**

FIG. 9 is an enlarged sectional view taken along a line 9—9 of FIG. 2;

U.S. PATENT DOCUMENTS

FIG. 10 is an enlarged sectional view taken along a line 10—10 of FIG. 2;

- D. 251,038 2/1979 Hill et al. D4/104
- D. 304,786 11/1989 Kayamura D4/104
- D. 328,392 8/1992 Holstein et al. D4/104
- D. 332,873 2/1993 Hall D4/104
- D. 334,473 4/1993 Volpenhein et al. D4/104
- D. 357,122 4/1995 Honda D4/104
- D. 359,623 6/1995 Kinoshita et al. D4/104

FIG. 11 is an enlarged sectional view taken along a line 11—11 of FIG. 2;

FIG. 12 is an enlarged sectional view taken along a line 12—12 of FIG. 2; and,

Primary Examiner—Brian N. Vinson
Assistant Examiner—Lavone Tabor

FIG. 13 is a greatly enlarged perspective view of the head of the toothbrush, with the handle being omitted for ease of illustration only.

1 Claim, 5 Drawing Sheets




Fig. 1




Fig. 3



Fig. 2

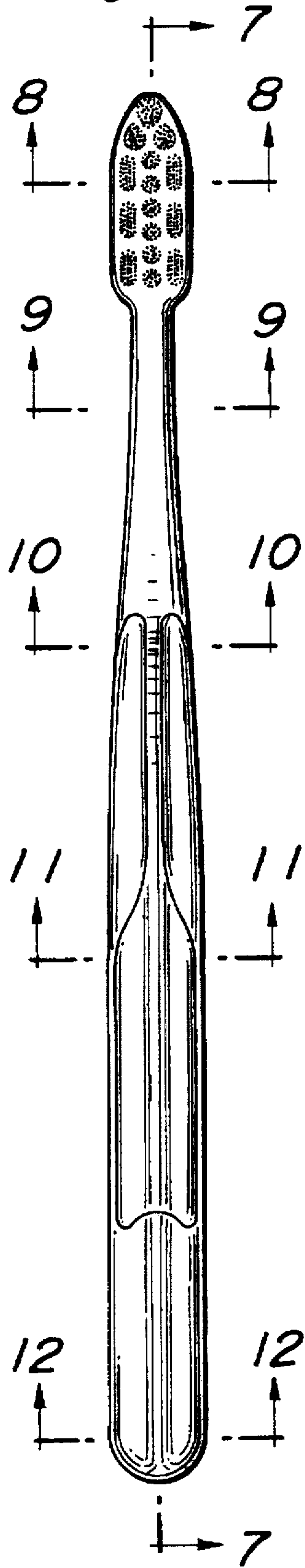


Fig. 4




Fig. 5



Fig. 6



Fig. 7




Fig. 8

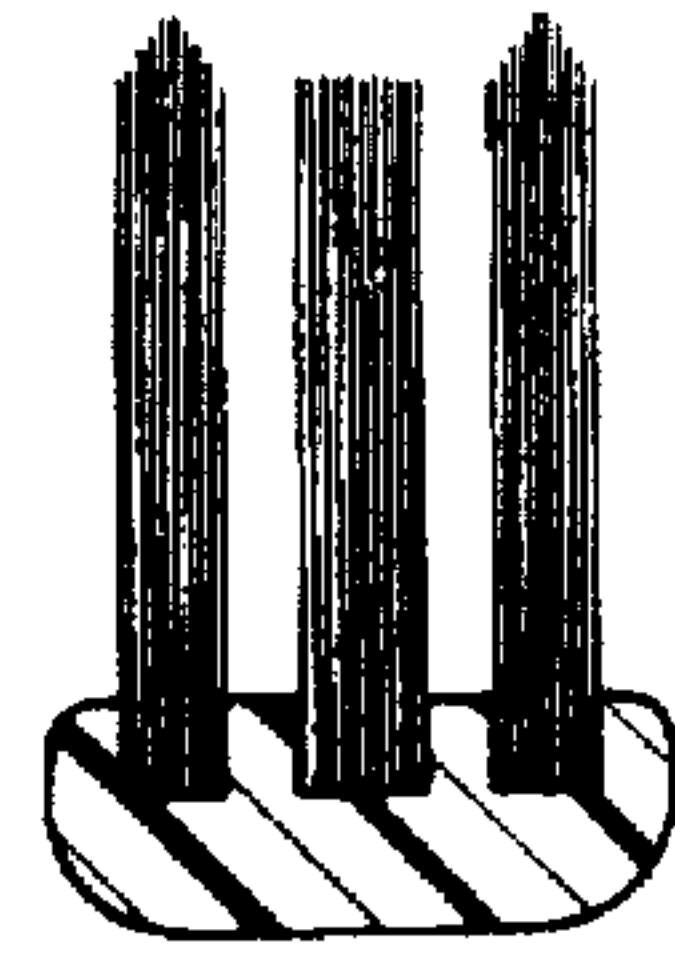


Fig. 9



Fig. 10

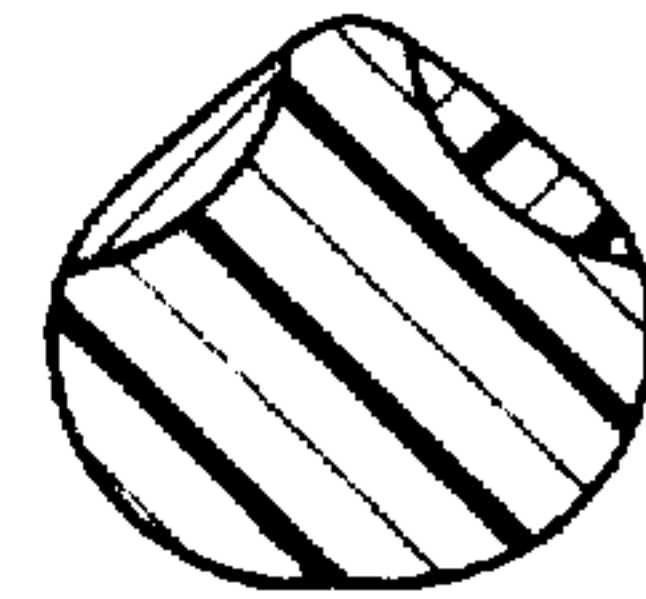


Fig. 11

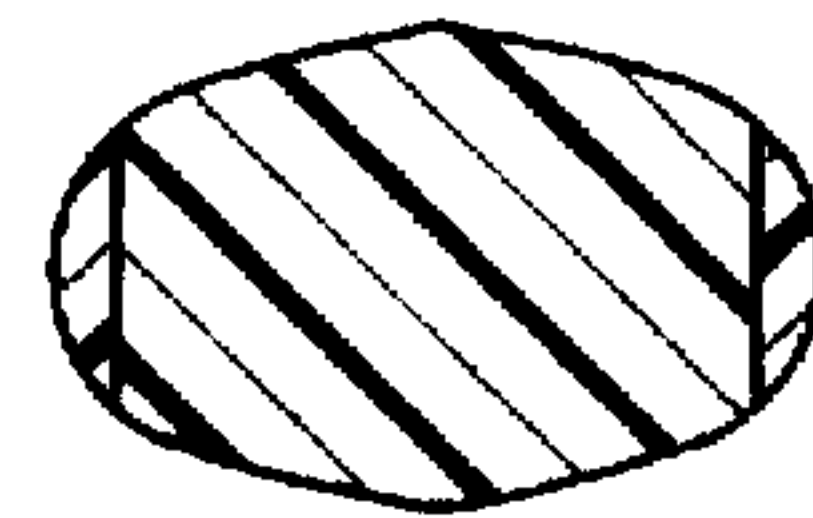


Fig. 12

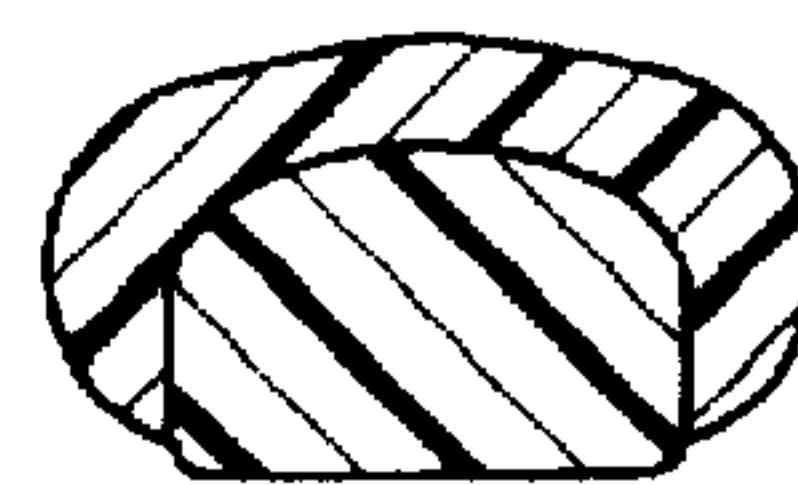


Fig. 13

