



US00D383607S

United States Patent [19]
Whitlock

[11] **Patent Number: Des. 383,607**

[45] **Date of Patent: **Sep. 16, 1997**

[54] **TRAY WITH PEGS AND ELASTIC BAND TO HOLD OBJECTS THEREON**

4,947,991 8/1990 Snell 206/427
5,094,422 3/1992 Tiffany 248/346.03 X

[76] **Inventor: Larry W. Whitlock, 609 Old Stage Rd., Dandridge, Tenn. 37725**

*Primary Examiner—Terry A. Wallace
Attorney, Agent, or Firm—James A. Hudak*

[**] **Term: 14 Years**

[57] **CLAIM**

The ornamental design for a tray with pegs and elastic band to hold objects thereon, as shown and described.

[21] **Appl. No.: 52,233**

[22] **Filed: Mar. 26, 1996**

DESCRIPTION

[51] **LOC (6) Cl. 03-01**

[52] **U.S. Cl. D3/305; D7/701**

[58] **Field of Search D3/305; D7/701-708;
206/427, 562; 211/13, 71, 74, 126; 220/512;
248/346.03; D21/1, 14, 20, 33, 34; D10/46.1**

FIG. 1 is a perspective view of a tray with pegs and elastic band to hold objects thereon showing my new design; FIG. 2 is a left side elevation view of the tray portion, the opposite side being a mirror image; FIG. 3 is a front elevation view of the tray portion, the opposite side being a mirror image; FIG. 4 is a top plan view of the tray portion; FIG. 5 is a perspective view of a peg and elastic band portion; FIG. 6 is a bottom plan view of the tray portion; and, FIG. 7 is a perspective view of the tray portion.

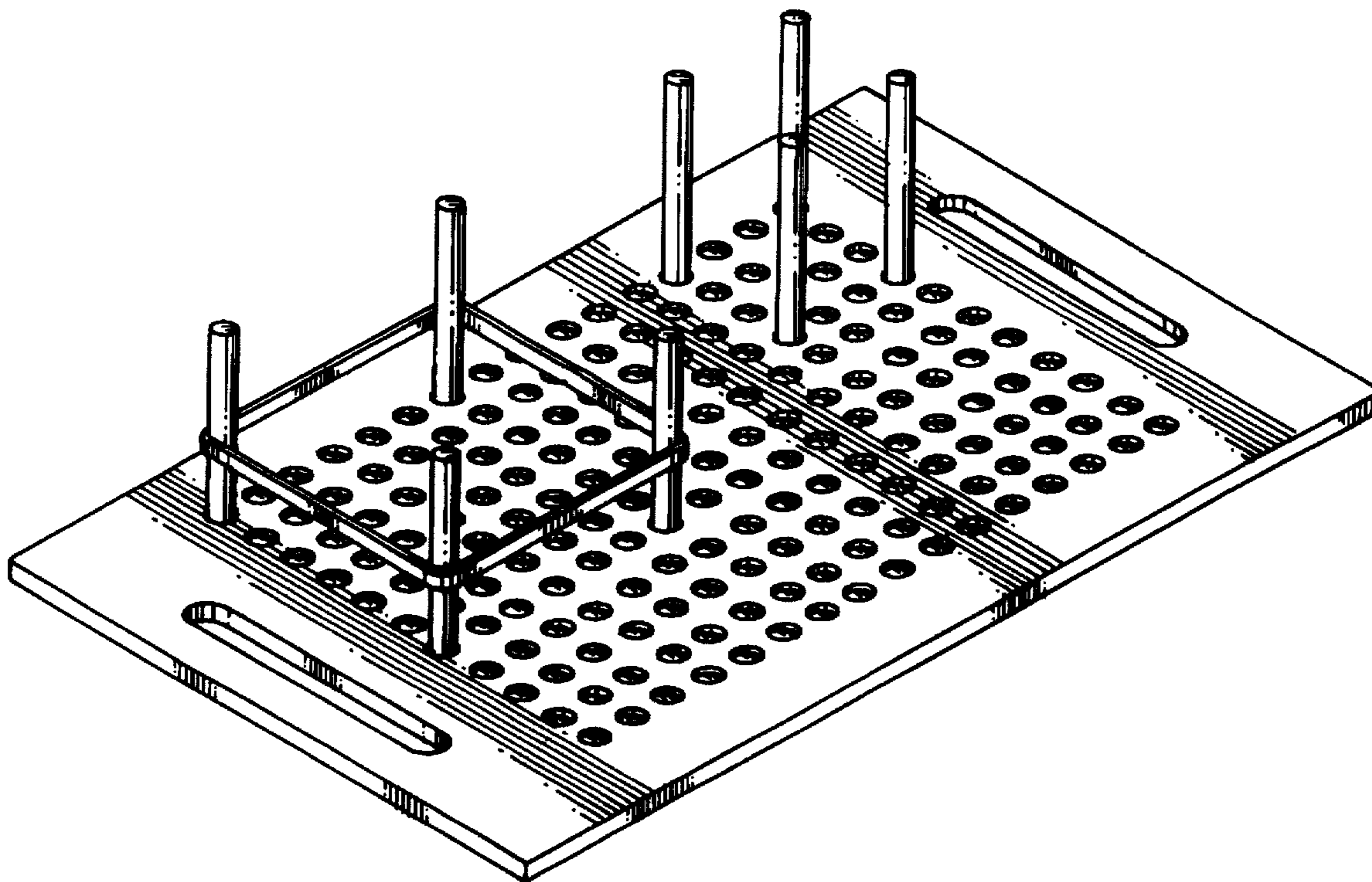
[56] **References Cited**

U.S. PATENT DOCUMENTS

1,927,342	9/1933	Hedricks	235/90
2,565,299	8/1951	Erickson	220/512
3,297,191	1/1967	Eastman	220/512
3,532,221	10/1970	Kaluhiokalani et al.	211/60
4,446,982	5/1984	Corse	220/512 X
4,448,312	5/1984	Schuman	211/49 R

The tray, peg and elastic band in FIGS. 2-7 are shown separately for clarity of illustration.

1 Claim, 4 Drawing Sheets



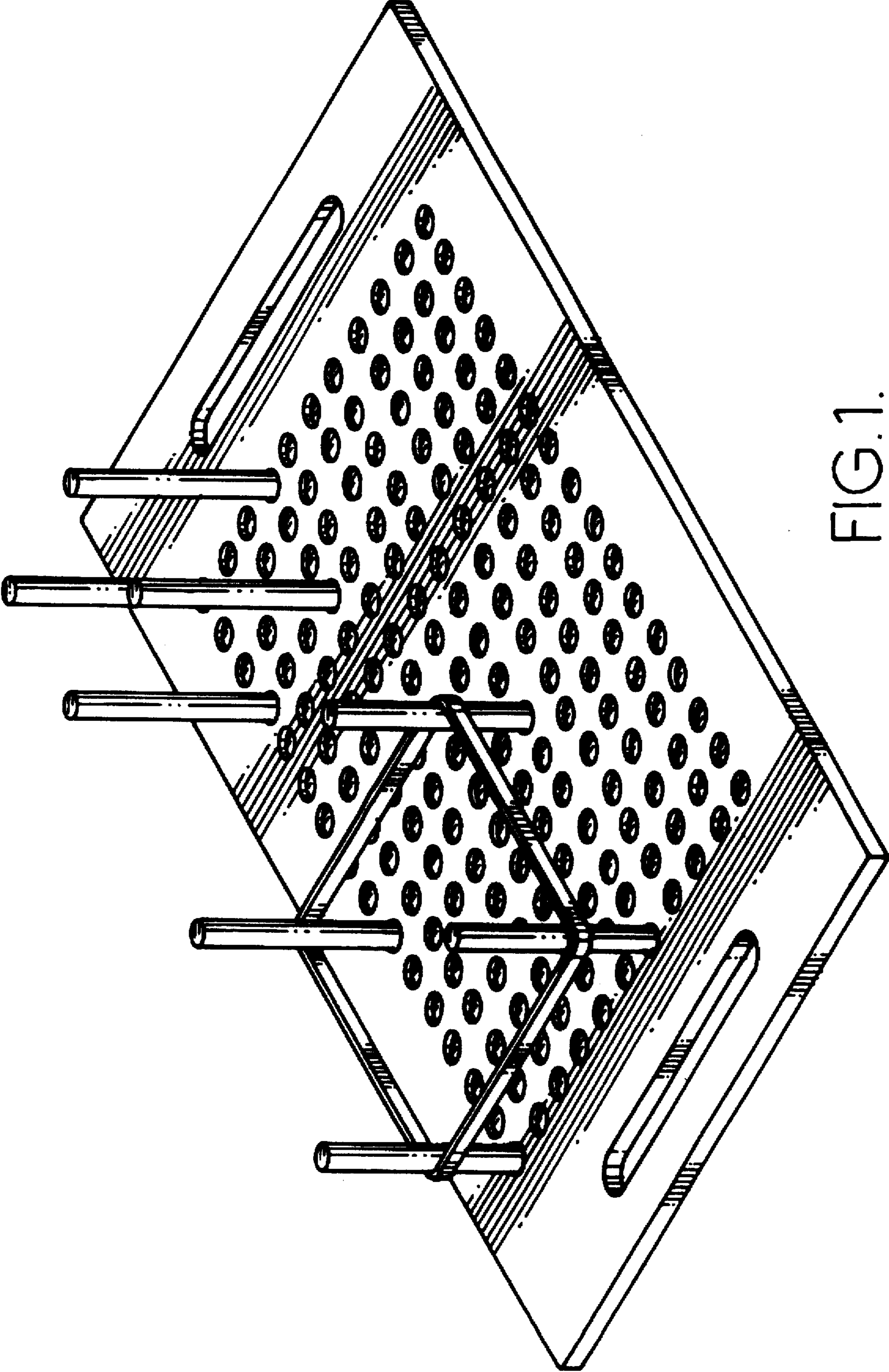


FIG.1.




FIG. 4.



FIG. 3.



FIG. 2.

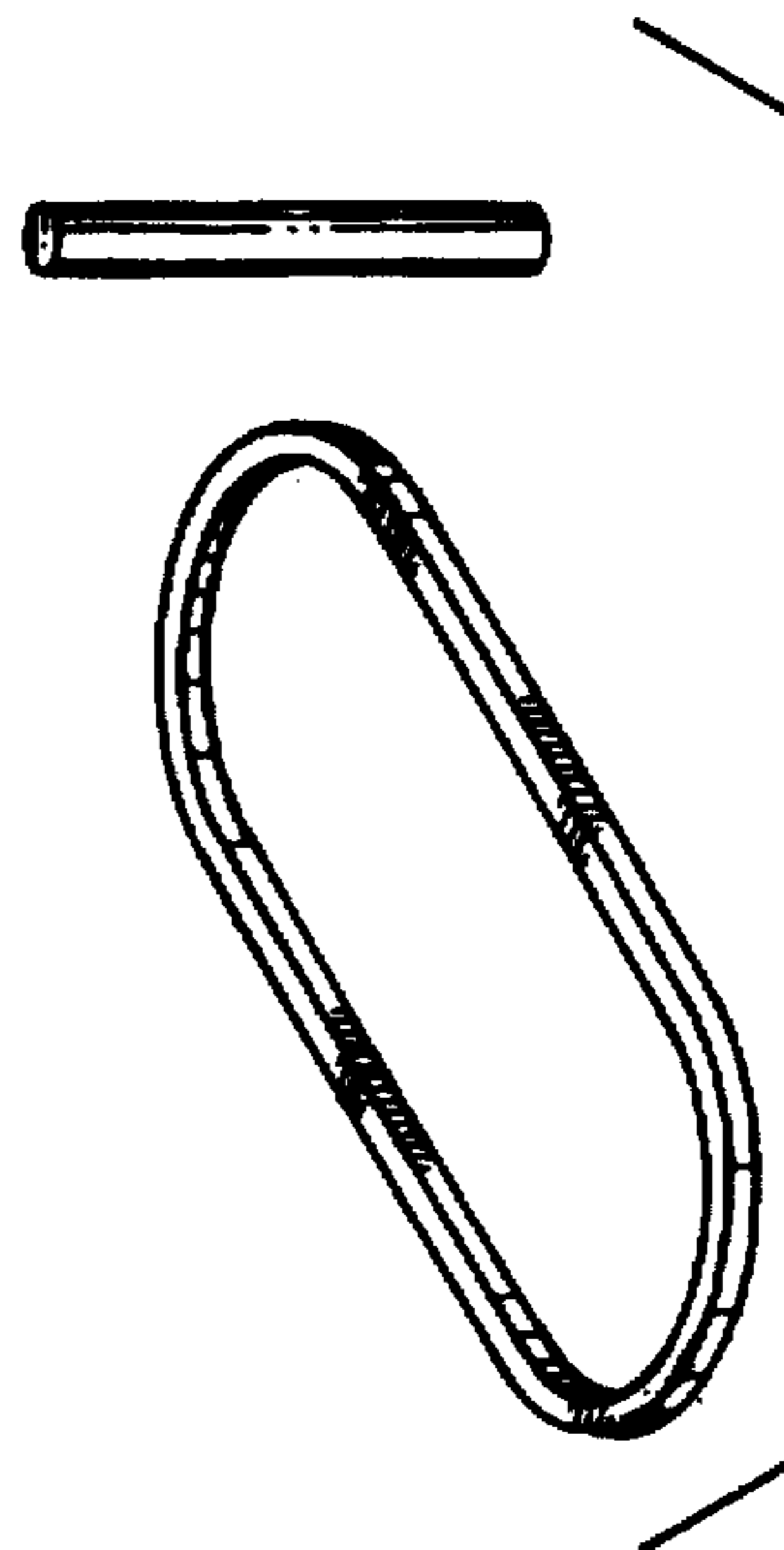


FIG. 5.




FIG. 6.

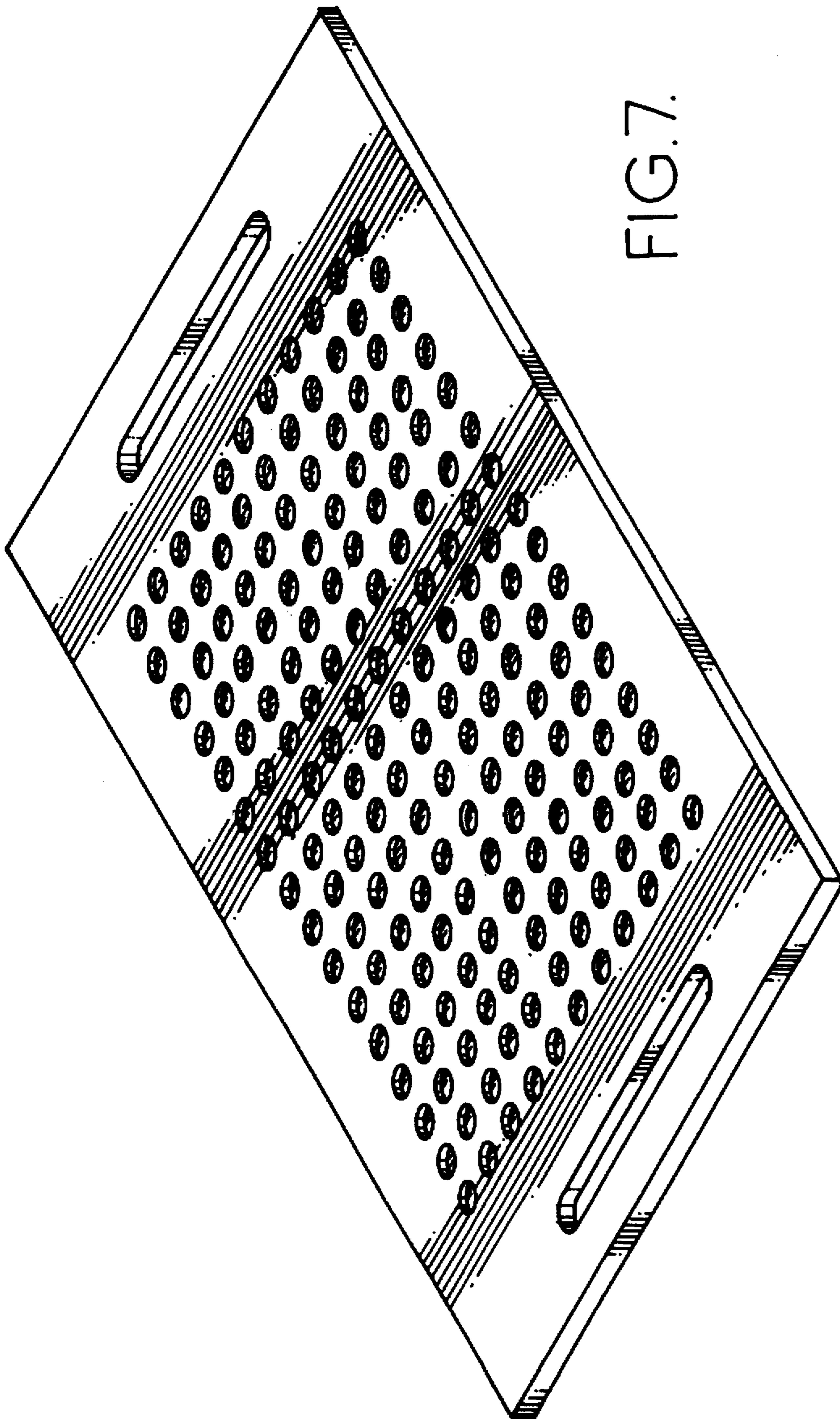


FIG. 7.