



US00D383597S

United States Patent [19]
Gerber

[11] **Patent Number: Des. 383,597**
[45] **Date of Patent: **Sep. 16, 1997**

[54] **ELEMENT OF A SHOE UPPER**
[75] **Inventor: Marni L. Gerber, West Linn, Oreg.**
[73] **Assignee: Nike, Inc., Beaverton, Oreg.**
[**] **Term: 14 Years**
[21] **Appl. No.: 55,118**
[22] **Filed: May 30, 1996**
[51] **LOC (6) Cl. 02-04**
[52] **U.S. Cl. D2/972**
[58] **Field of Search D2/902, 907, 946,**
D2/969, 972; 24/713.2, 713.3, 713.4, 713.6,
714.6; 36/45, 48, 56, 50.1, 114, 129

Spring 1993, Nike Footwear Catalog, p. 80, Published Jun. 1992.
Fall 1991, Nike Footwear Catalog, p. 96, p. 98, Published Dec. 1990.
Fall 1990, Nike Footwear Catalog, p. 4, Published Dec. 1989.
Fall 1989, Nike Footwear Catalog, p. 78, Published Dec. 1988.
Late Spring 1996, Nike Footwear Catalog, p. 104, Published Aug. 1995.

Primary Examiner—Dominic Simone
Attorney, Agent, or Firm—Banner & Witcoff, Ltd.

[56] **References Cited**

U.S. PATENT DOCUMENTS

- D. 295,458 5/1988 Selbiger .
- D. 299,884 2/1989 Brown et al. .
- D. 325,813 5/1992 Kittle .
- D. 331,145 11/1992 Cheng D2/969
- D. 346,061 4/1994 Teague .
- D. 347,310 5/1994 Johnson et al. .
- D. 348,766 7/1994 Bevier et al. .
- D. 348,976 7/1994 Van Noy D2/907 X
- D. 351,275 10/1994 Hatfield et al. .
- D. 365,199 12/1995 Avar D2/969
- D. 375,617 11/1996 Orzeck D2/969
- D. 377,261 1/1997 Avar D2/972
- 5,158,428 10/1992 Gessner et al. 24/714.6 X

OTHER PUBLICATIONS

Fall 1996, Nike Footwear Catalog, p. 108, Published Dec. 1995.
Fall 1993, Nike Footwear Catalog, p. 8, Published Dec. 1992.

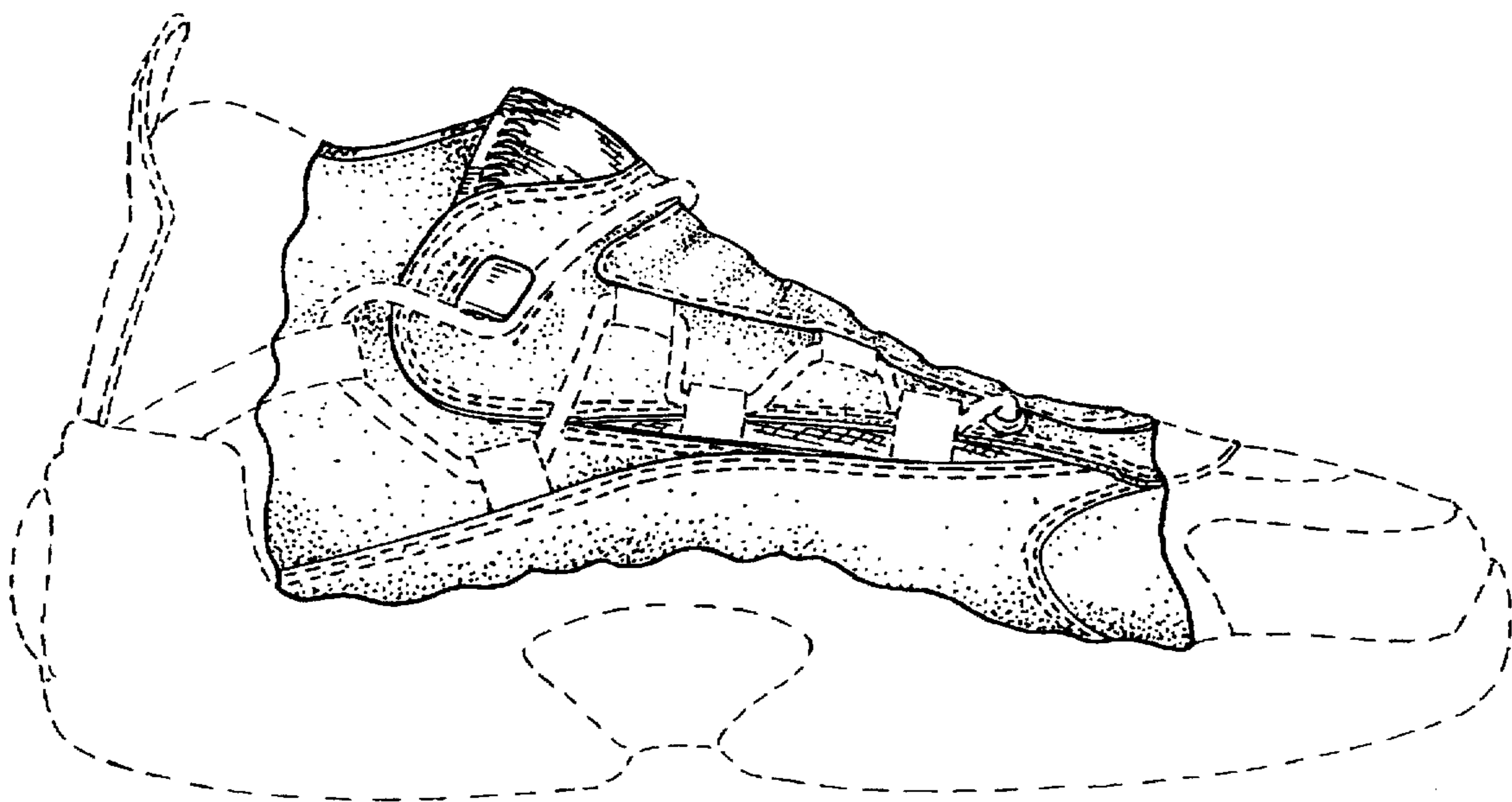
[57] **CLAIM**

The ornamental design for an element of a shoe upper, as shown and described.

DESCRIPTION

FIG. 1 is a side elevational view of an element of a shoe upper showing my new design;
FIG. 2 is a side elevational view thereof;
FIG. 3 is a top plan view thereof;
FIG. 4 is a front elevational view thereof; and,
FIG. 5 is a rear elevational view thereof.
The broken line showing of the shoe sole, the remainder of the shoe upper, and the lacing element in FIG. 1, is for illustrative purposes and forms no part of the claimed design.

1 Claim, 2 Drawing Sheets



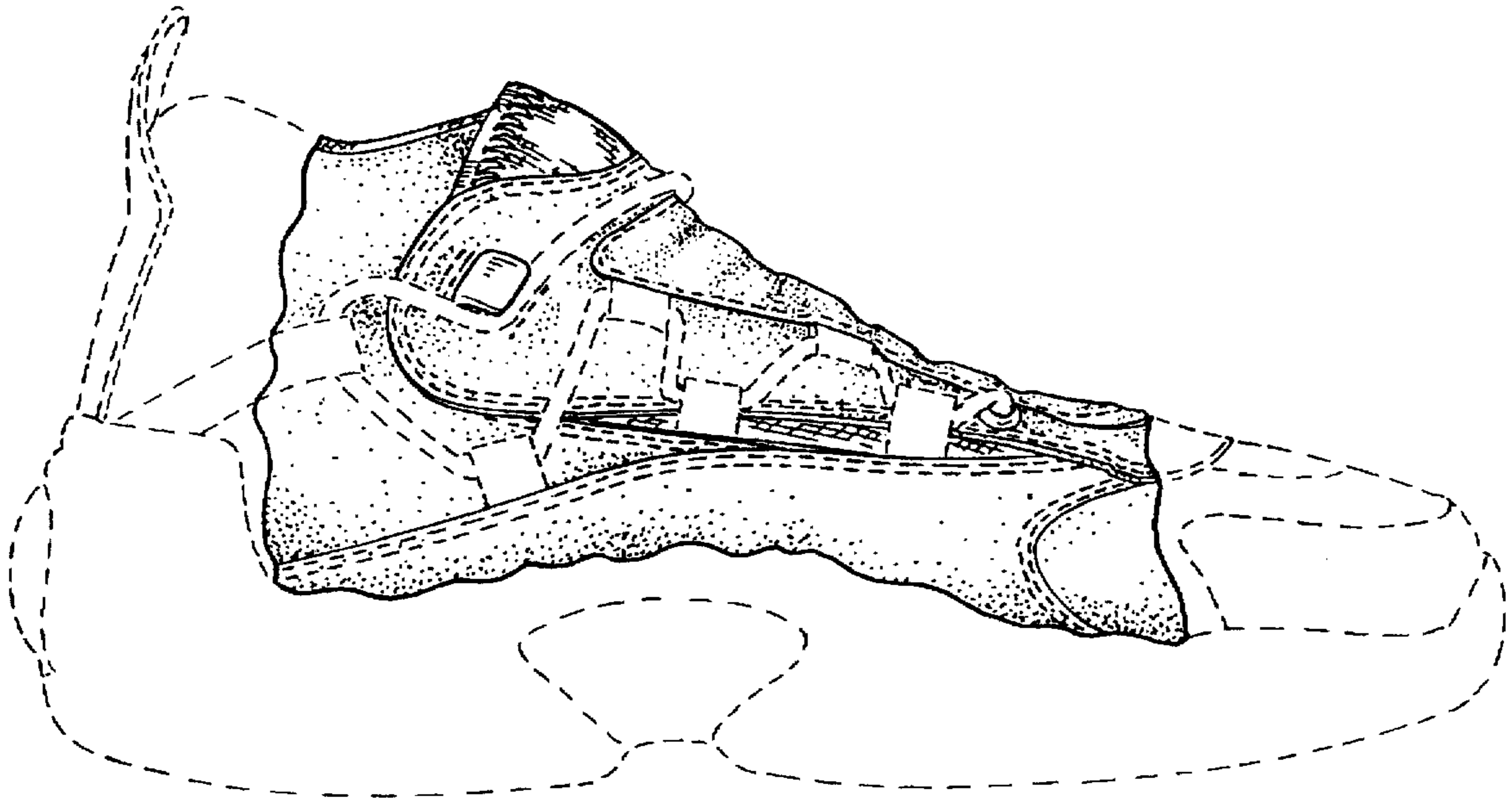


FIG. 1

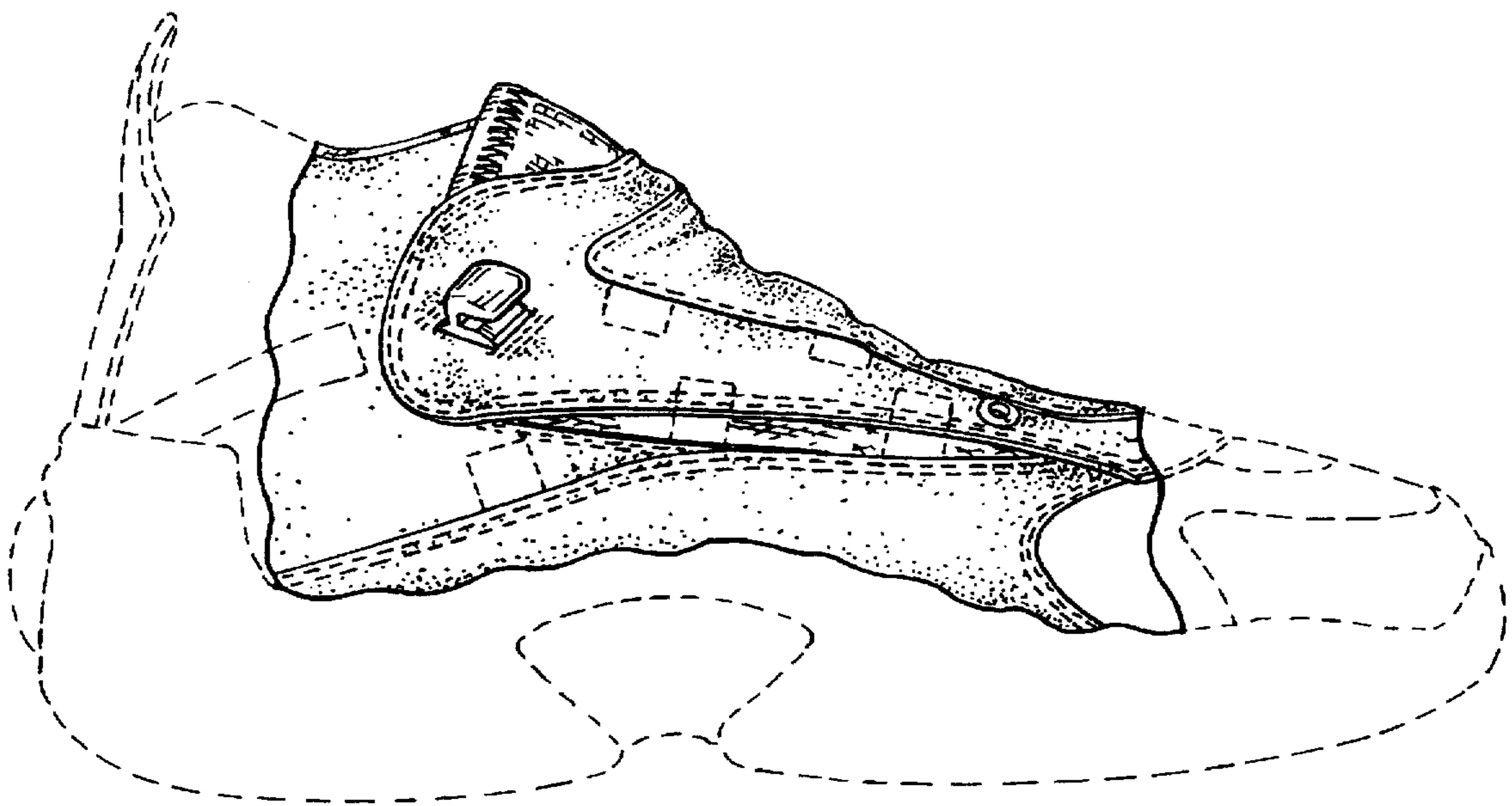


FIG. 2

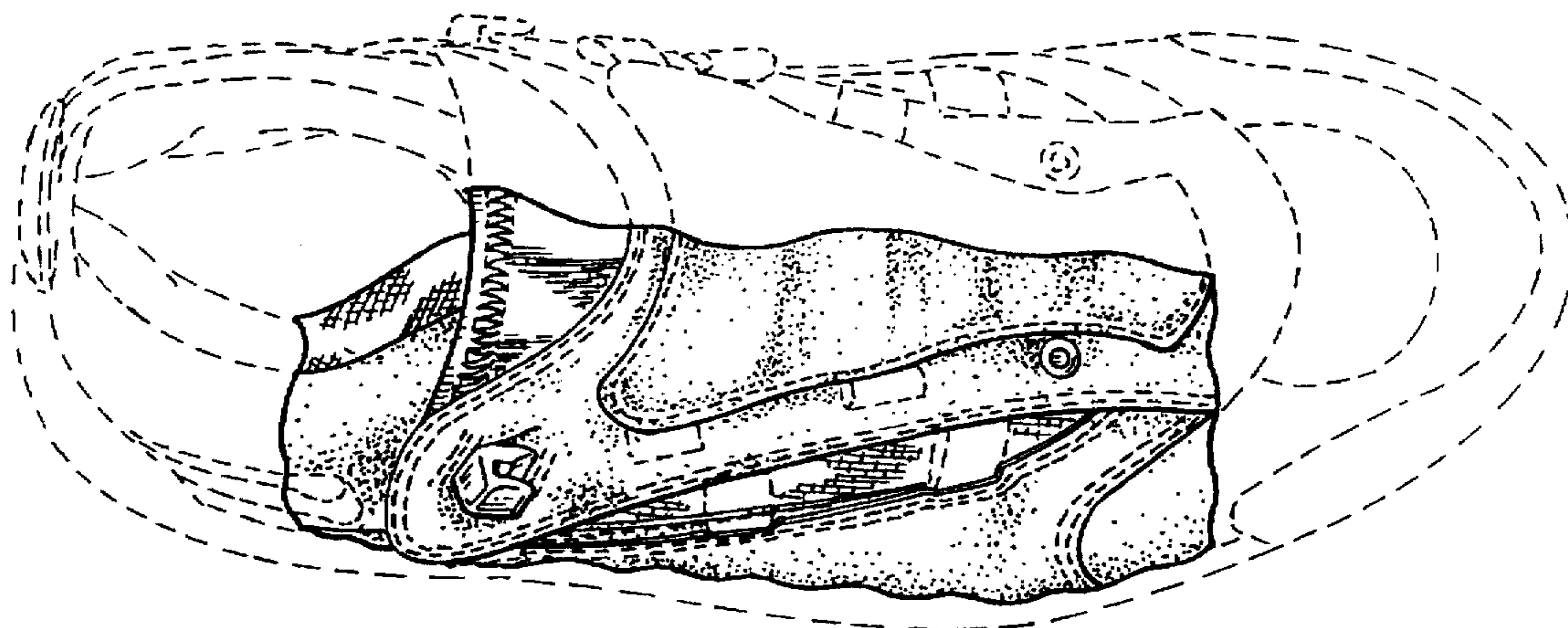


FIG. 3

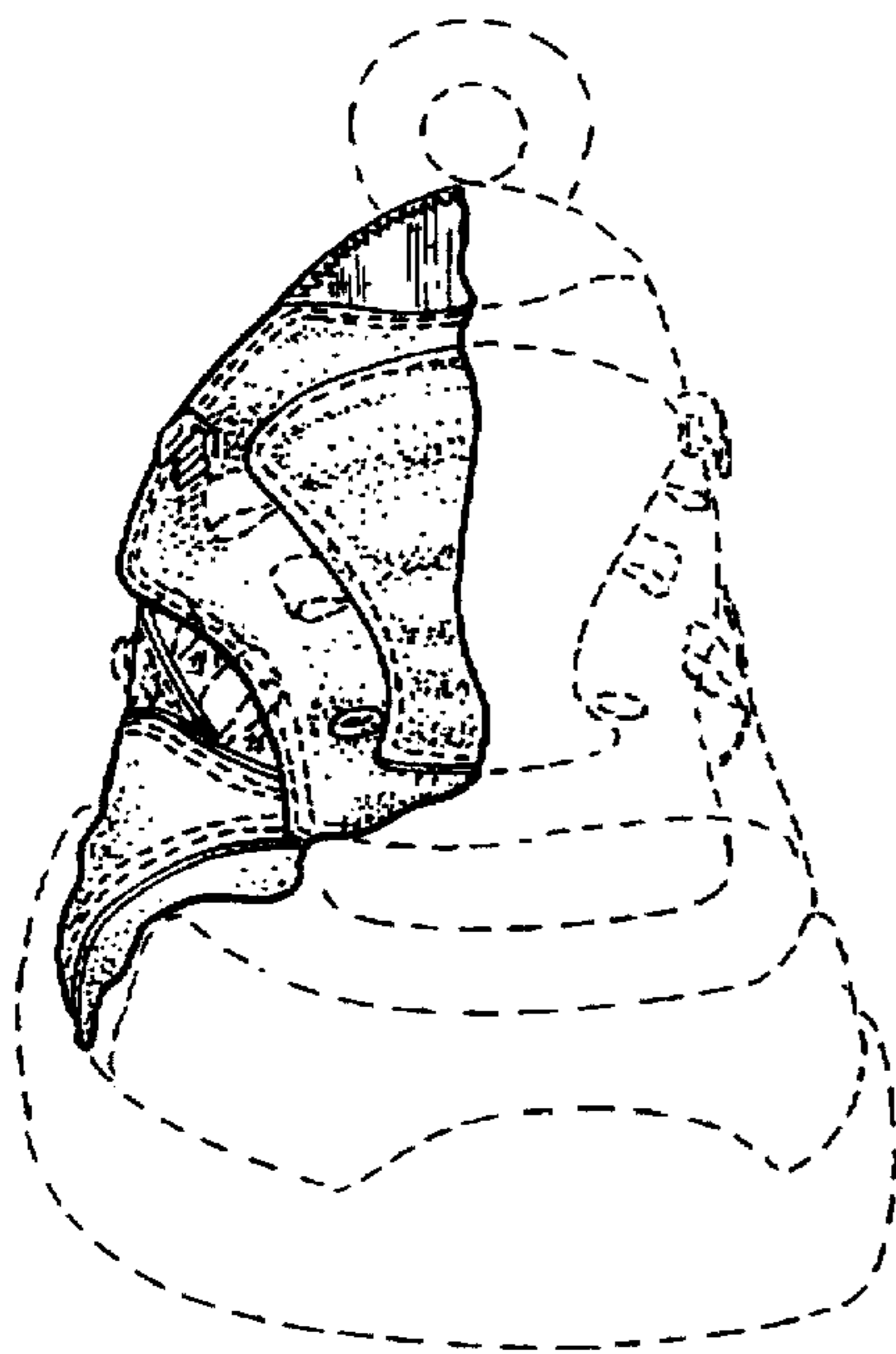


FIG. 4

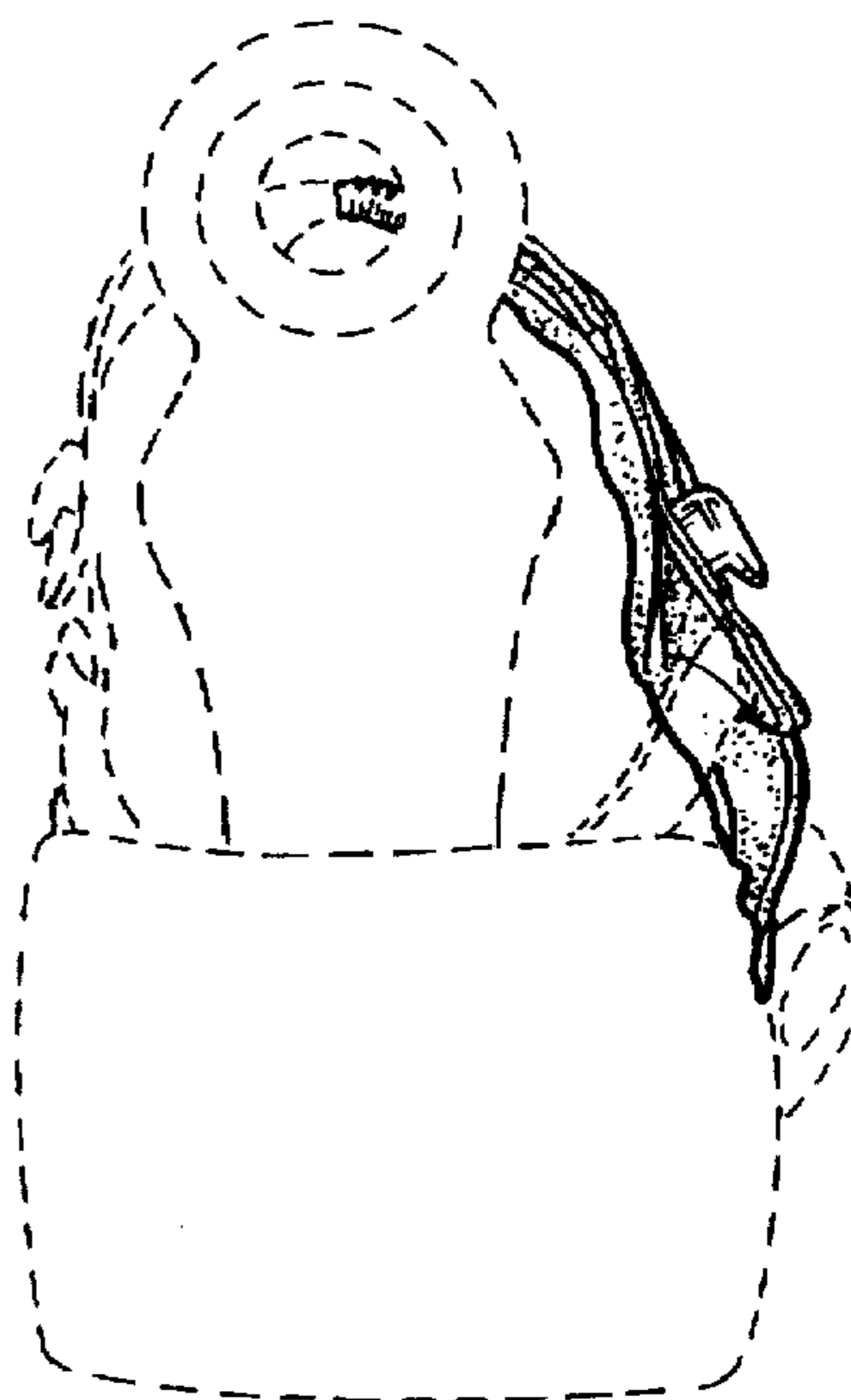


FIG. 5