



US00D383577S

United States Patent [19]

[11] Patent Number: **Des. 383,577**

Lyons

[45] Date of Patent: ****Sep. 9, 1997**

[54] **LOTTERY TICKET SCRATCHER**

4,558,517 12/1985 Gringer 30/169
4,679,275 7/1987 Shannon 15/236.01

[76] Inventor: **Michael E. Lyons**, 805 NE. Prescott,
Portland, Oreg. 97211

Primary Examiner—James Gandy
Assistant Examiner—Cathron B. Matta
Attorney, Agent, or Firm—Smith-Hill and Bedell

[**] Term: **14 Years**

[57] **CLAIM**

[21] Appl. No.: **55,986**

The ornamental design for a lottery ticket scratcher, as shown and described.

[22] Filed: **Jun. 19, 1996**

[51] LOC (6) Cl. **08-05**

[52] U.S. Cl. **D32/46**

[58] **Field of Search** D32/40, 46, 47,
D32/48, 49; D8/7, 98, 99; 15/236.01, 236.02,
236.07; 30/164.5, 169

DESCRIPTION

FIG. 1 is a perspective view of a lottery ticket scratcher showing my new design with the blade illustrated in extended position;

FIG. 2 is a front elevation thereof with the blade in retracted position;

FIG. 3 is a left side elevation of FIG. 2;

FIG. 4 is a right side elevation of FIG. 2;

FIG. 5 is a top plan view of FIG. 2;

FIG. 6 is a bottom plan view of FIG. 2; and,

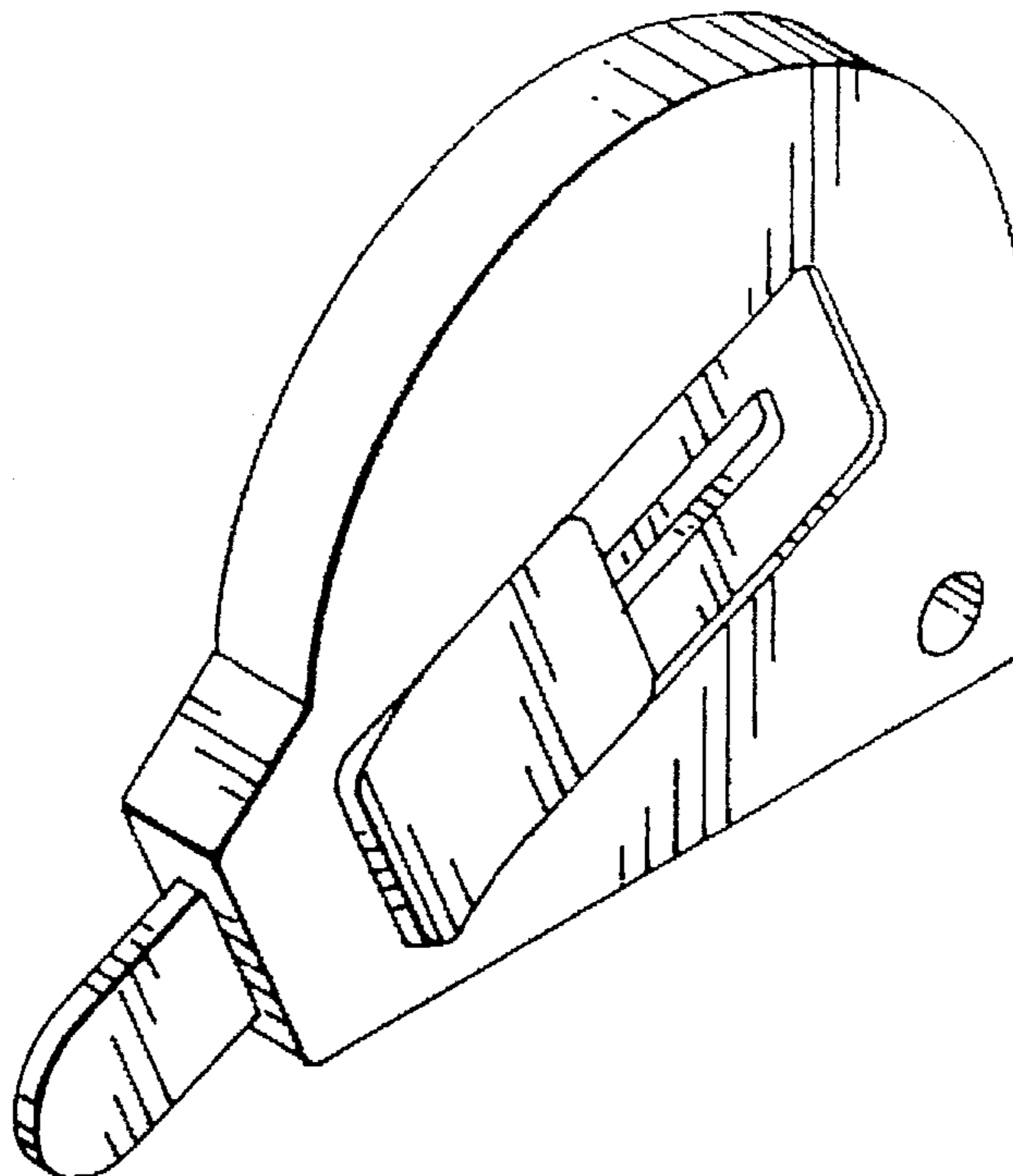
FIG. 7 is a rear elevation of FIG. 2.

[56] **References Cited**

U.S. PATENT DOCUMENTS

D. 122,685	9/1940	Jones	D32/49
D. 212,712	11/1968	Godfrey	D32/49 X
D. 273,049	3/1984	Lam et al.	D3/210 X
D. 327,209	6/1992	Takigawa	D8/99
D. 337,930	8/1993	Jones, Jr.	D8/98

1 Claim, 1 Drawing Sheet



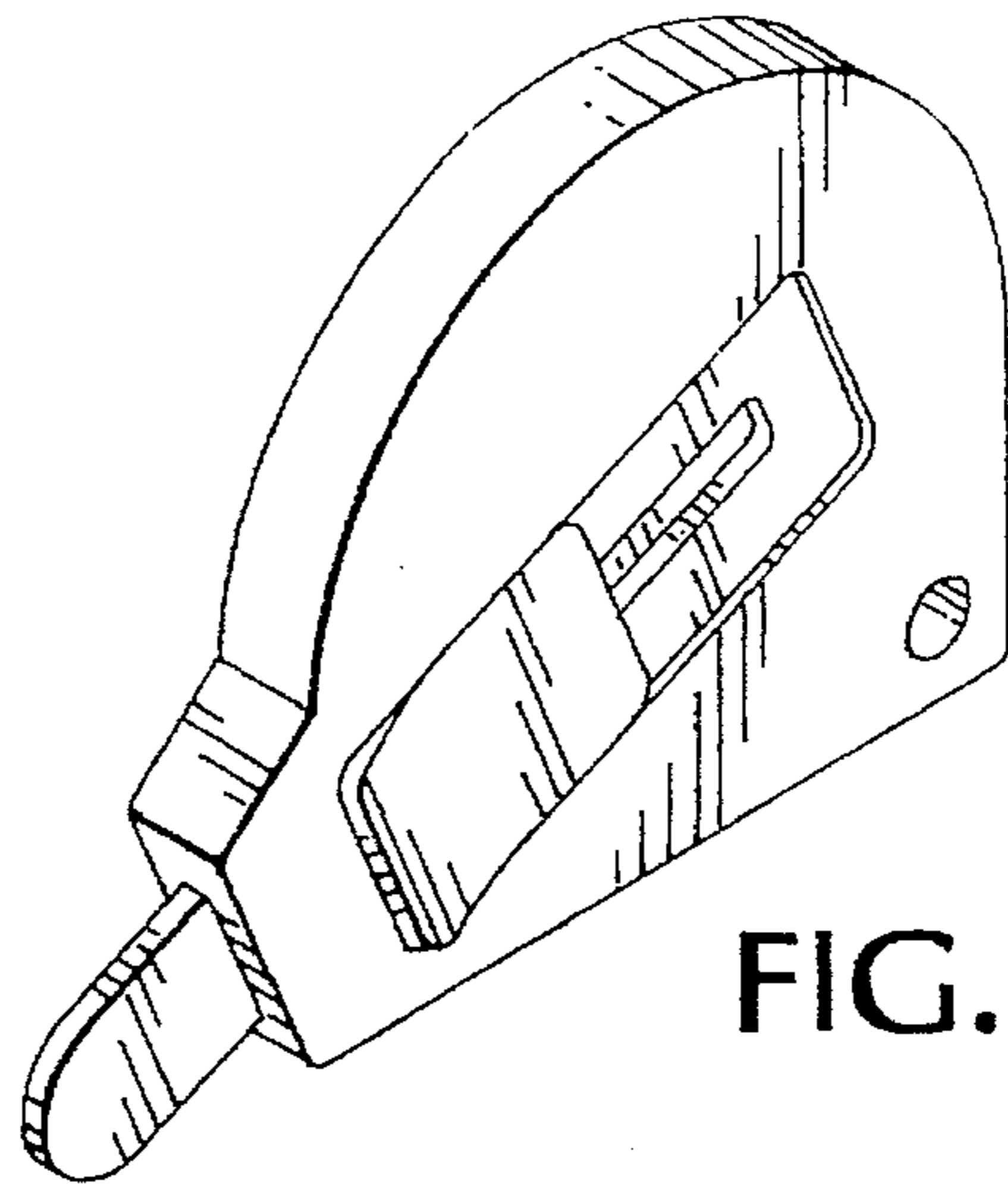


FIG. 1



FIG. 5

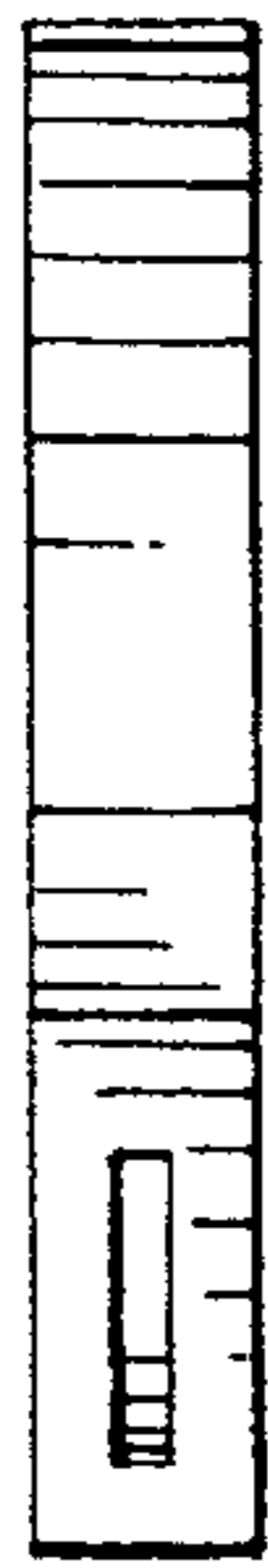


FIG. 3

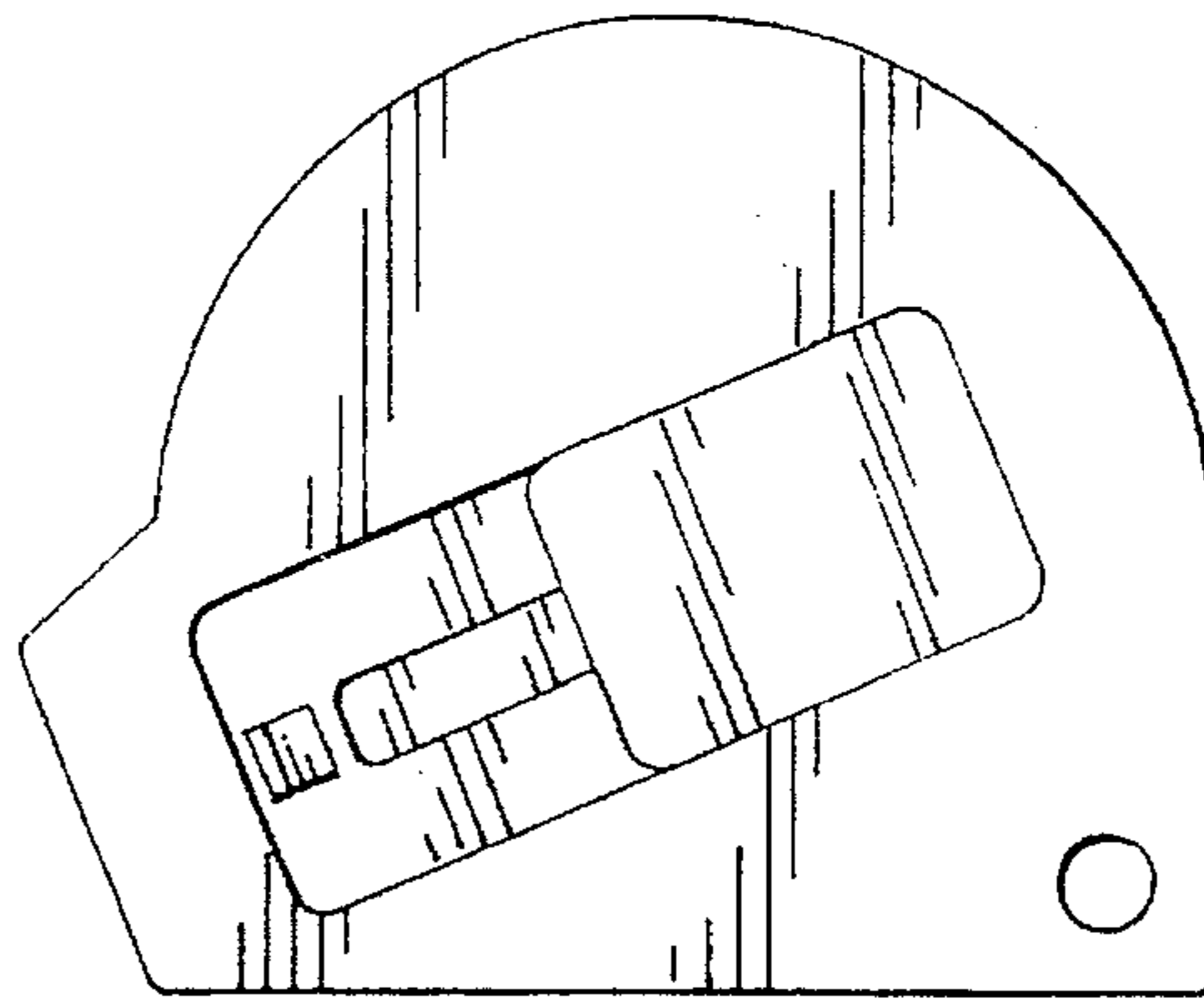


FIG. 2



FIG. 4



FIG. 6

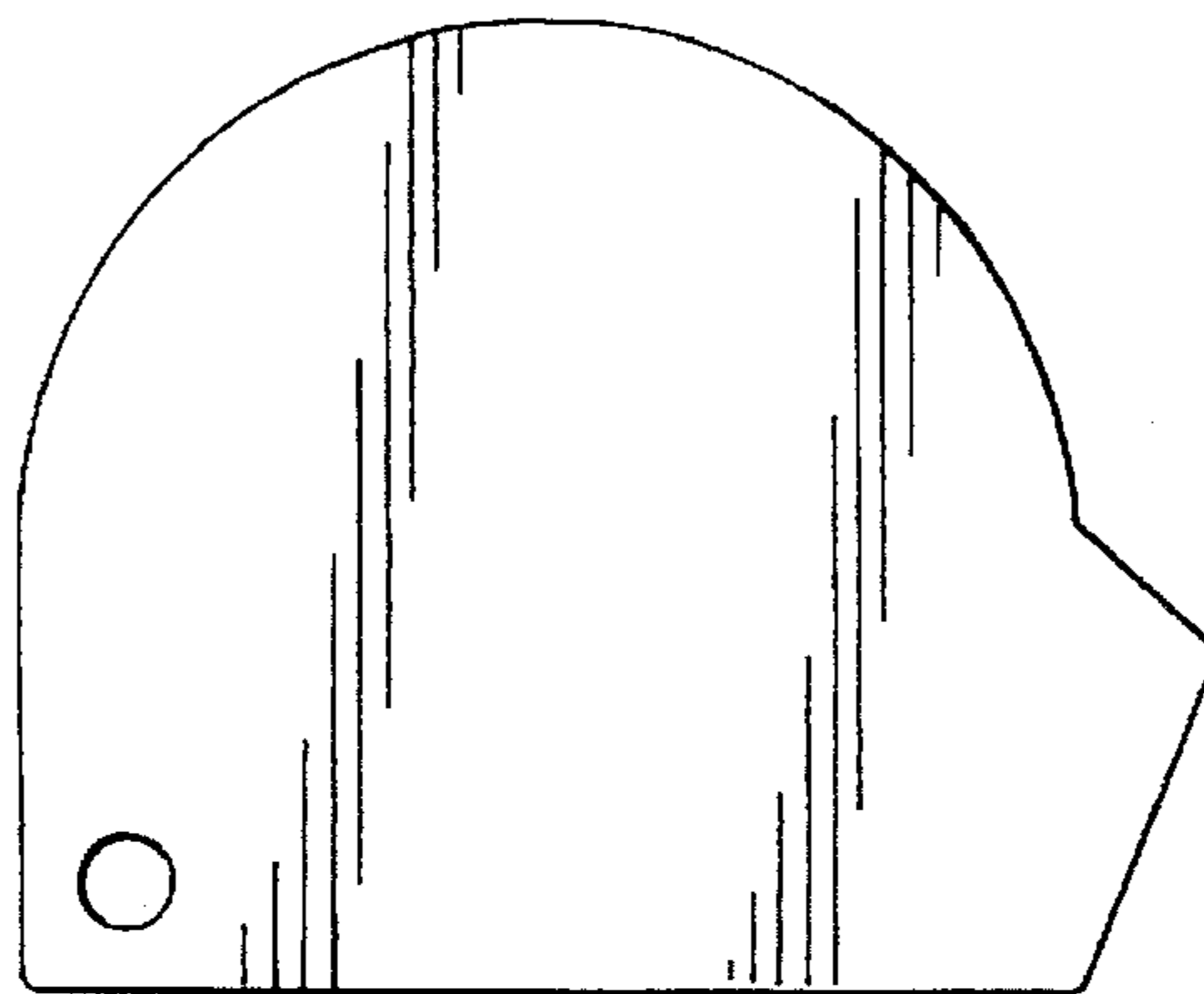


FIG. 7