



US00D383567S

United States Patent [19]

Megna

[11] Patent Number: **Des. 383,567**

[45] Date of Patent: ****Sep. 9, 1997**

[54] **HANDLE FOR A NAIL FILE**

[75] Inventor: **Michael Megna**, Sacramento, Calif.

[73] Assignee: **Backscratchers, Inc.**, Sacramento, Calif.

[**] Term: **14 Years**

1,700,076 1/1929 Riggsbee .
 1,766,321 6/1930 Arthur .
 1,888,218 11/1932 Bynum .
 2,376,946 5/1945 Stinson 132/76.5
 3,339,562 9/1967 Rowe 132/76.5
 4,541,443 9/1985 Brothers et al. 132/75.6
 5,088,509 2/1992 Savage, III 132/76.5
 5,349,969 9/1994 Price 132/76.5

[21] Appl. No.: **41,928**

[22] Filed: **Jul. 27, 1995**

Primary Examiner—Catherine Tuttle
Attorney, Agent, or Firm—Bernhard Kreten

[51] **LOC (6) CL** **28-03**

[52] **U.S. Cl.** **D28/59**

[58] **Field of Search** D28/56, 57, 59,
 D28/62; 132/73, 73.5, 75.6, 76.4, 76.5

[57] **CLAIM**

The ornamental design for a handle for a nail file, as shown and described.

[56] References Cited

DESCRIPTION

U.S. PATENT DOCUMENTS

D. 294,303 2/1988 Giovagnoni D28/59
 D. 323,569 1/1992 Nguyen D28/59
 D. 338,740 8/1993 Nguyen D28/59
 D. 350,218 8/1994 Thomas D28/59
 1,473,007 11/1923 Boechat .

FIG. 1 is a top view of a handle for a nail file showing my new design;
 FIG. 2 is a right side view thereof, the left side being a mirror image thereof;
 FIG. 3 is a bottom view thereof;
 FIG. 4 is a front end view thereof; and,
 FIG. 5 is a rear end view thereof.

1 Claim, 1 Drawing Sheet

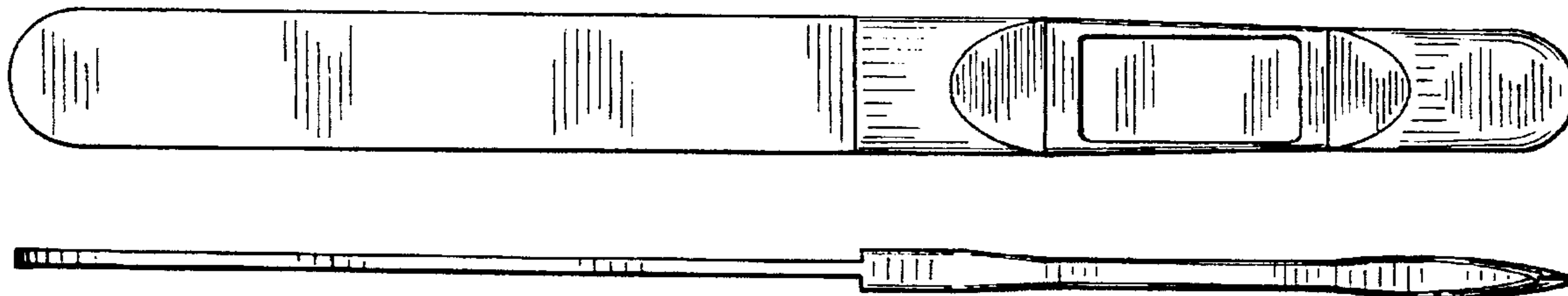




FIG. 1

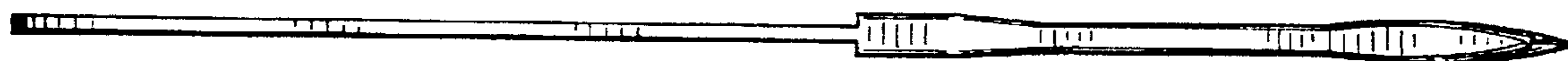


FIG. 2

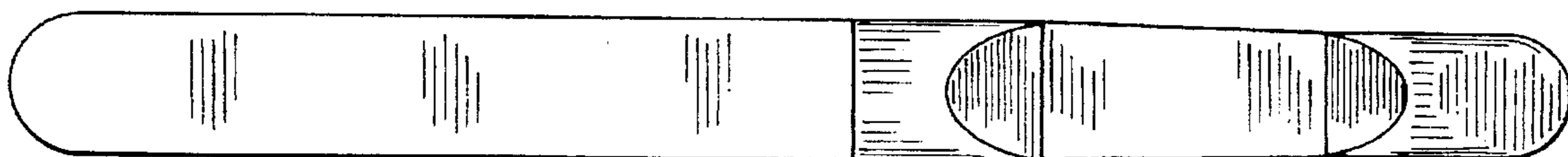


FIG. 3



FIG. 4



FIG. 5