US00D383549S

United States Patent [19]

Arnett et al.

[11] Patent Number: Des. 383,549

[45] Date of Patent: **Sep. 9, 1997

[54] **PREGNANCY TESTER**

[75] Inventors: **Marylou Arnett**, Lebanon; **Dorothy A. Robinson**, Paterson, both of N.J.

[73] Assignee: **Warner-Lambert Company**, Morris Plains, N.J.

[**] Term: **14 Years**

[21] Appl. No.: **52,504**

[22] Filed: **Apr. 1, 1996**

[51] **LOC (6) Cl.** **24-02**

[52] **U.S. Cl.** **D24/223**; D10/81; D24/224; D24/225

[58] **Field of Search** D24/223, 225, D24/224; D10/81; 422/61, 56, 68.1, 58; 435/810, 814, 808, 970

[56] **References Cited**

U.S. PATENT DOCUMENTS

D. 348,522 7/1994 Groothuizen D24/223
D. 348,735 7/1994 Groothuizen ..... D24/223 X
D. 358,218 5/1995 Groothuizen et al. D24/223
D. 361,842 8/1995 Nazareth et al. ..... D24/224 X

Primary Examiner—Louis S. Zarfas
Assistant Examiner—I. Simmons
Attorney, Agent, or Firm—Michael J. Atkins

[57] **CLAIM**

The ornamental design for a pregnancy tester, as shown and described.

DESCRIPTION

FIG. One is a perspective view of a pregnancy tester showing our new design;
FIG. Two is a proximal end view of FIG. One;
FIG. Three is a distal end view of FIG. One, and;
FIG. Four is a right side elevational view of FIG. One;
FIG. Five is a top plan view of FIG. One;
FIG. Six is a left end elevational view of FIG. One; and,
FIG. Seven is a bottom plan view of FIG. One.

1 Claim, 3 Drawing Sheets

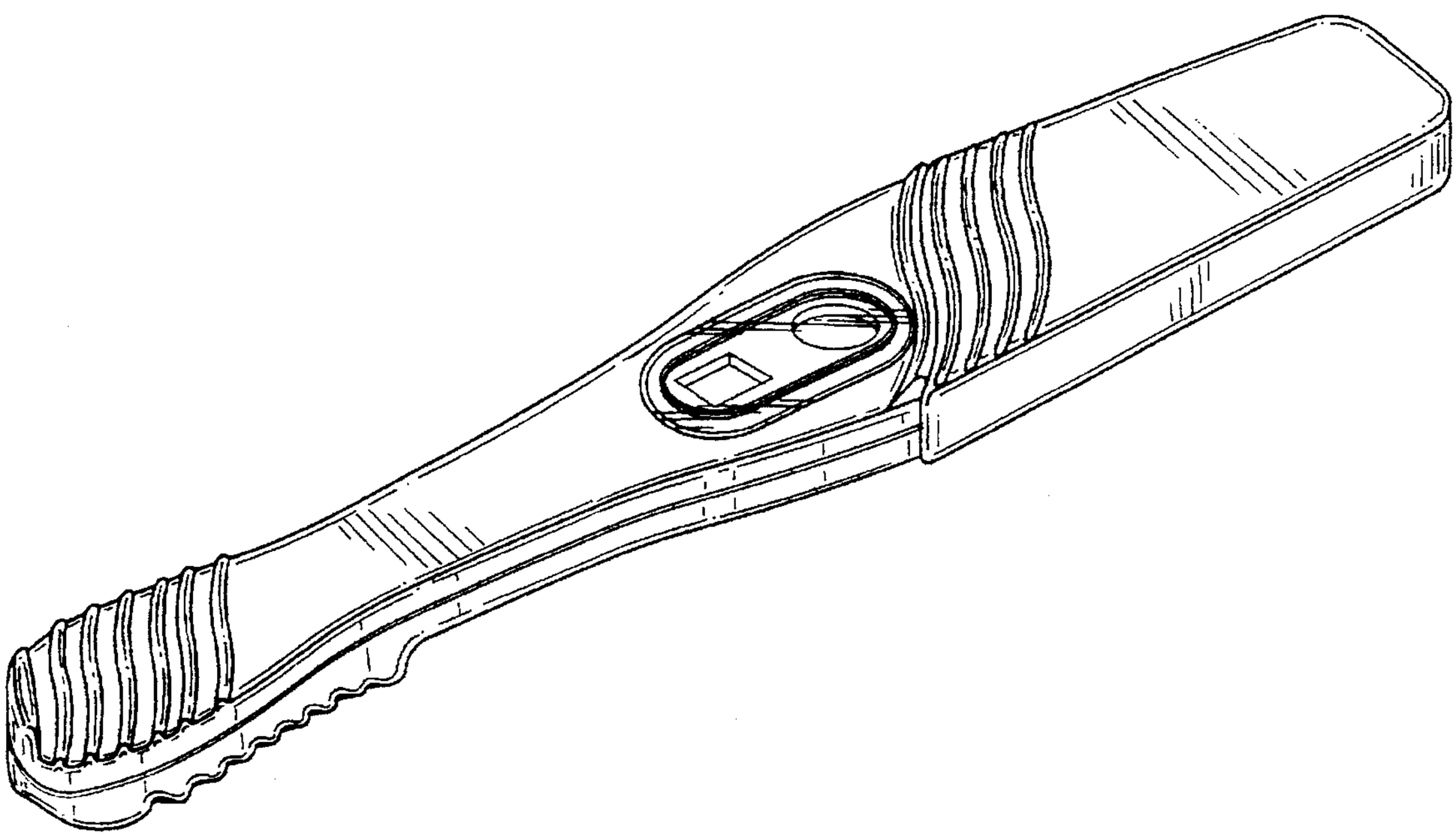

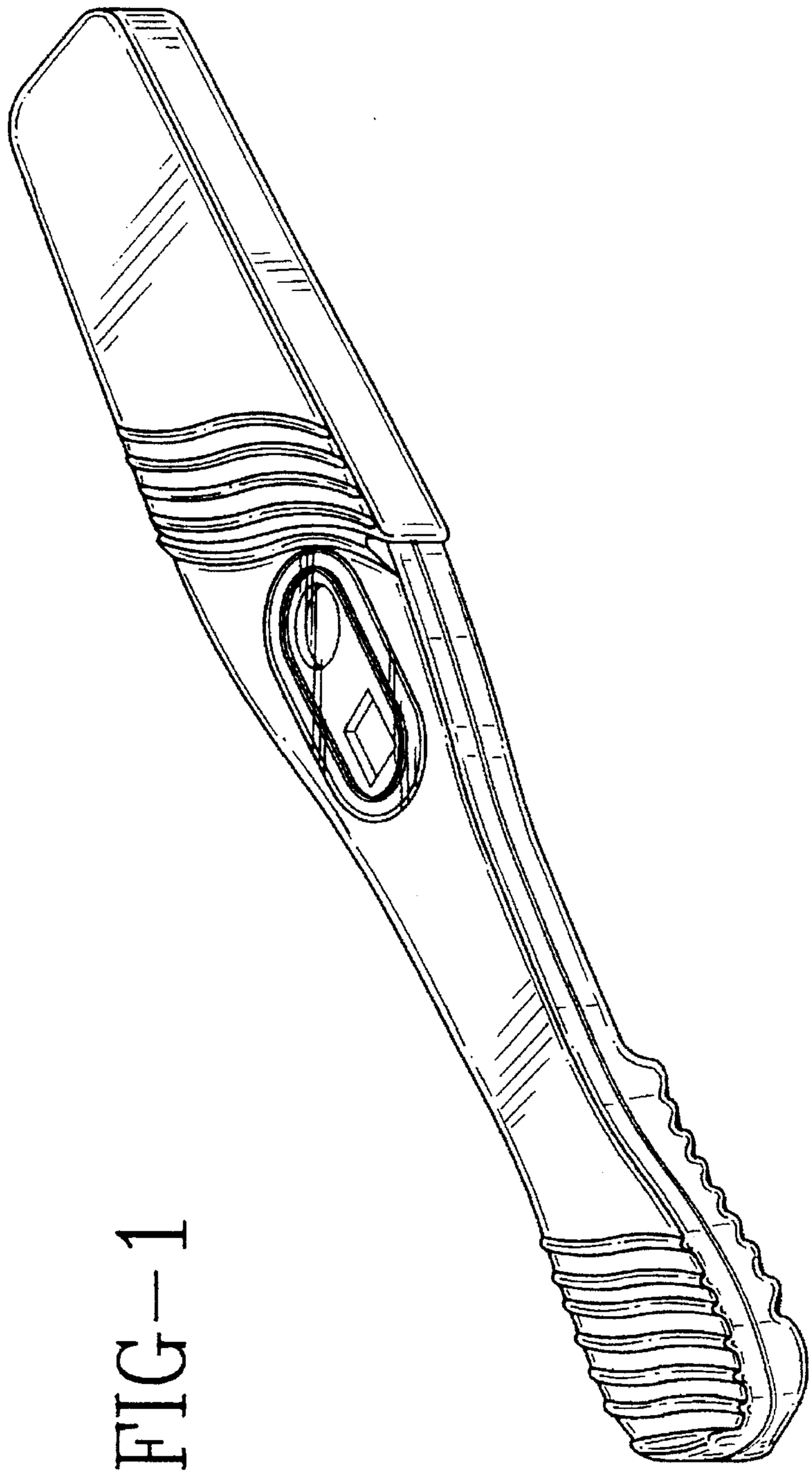

FIG—1

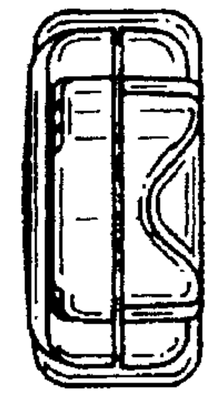

FIG—2

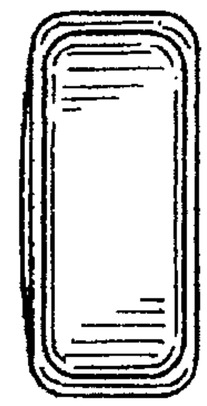

FIG—3

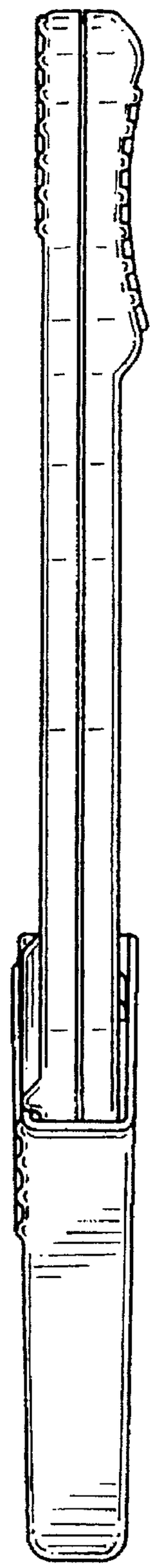

FIG—4

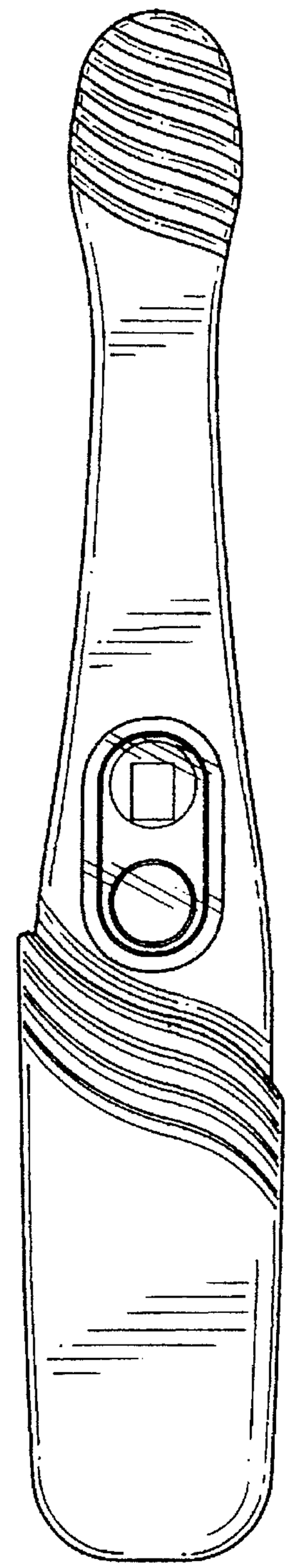

FIG—5

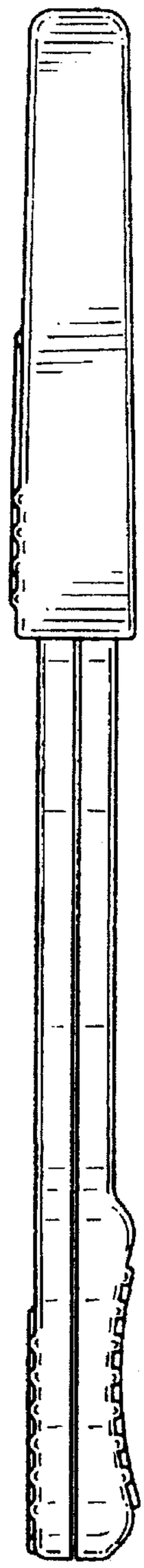

FIG-6

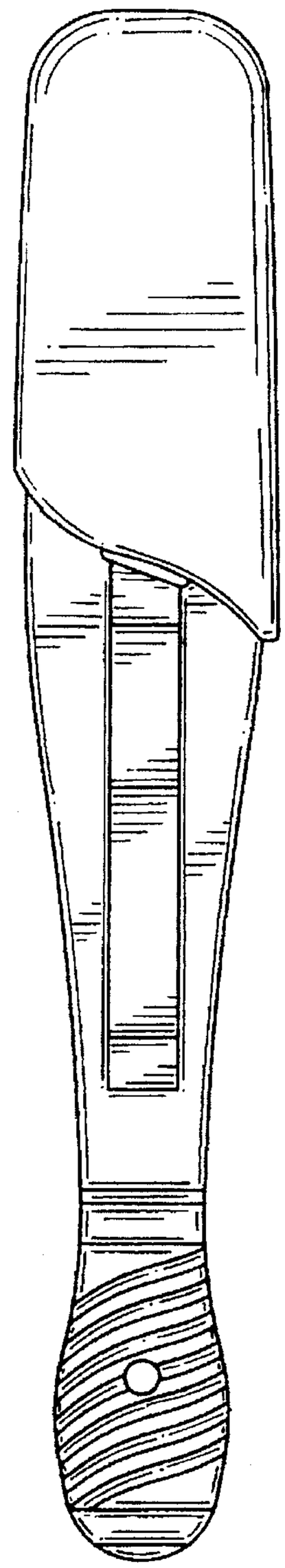

FIG-7