



US00D383547S

United States Patent [19]
Mason et al.

[11] **Patent Number:** **Des. 383,547**
[45] **Date of Patent:** ****Sep. 9, 1997**

[54] **COLD THERAPY PAD WITH MOUNTING STRAPS**

[75] Inventors: **Bradley R. Mason**, Olivenhain; **Jeffrey T. Mason**, Escondido; **Suechyi J. Kuan**, Laguna Hills, all of Calif.

[73] Assignee: **Breg, Inc.**, Vista, Calif.

[**] Term: **14 Years**

[21] Appl. No.: **55,432**

[22] Filed: **Jun. 4, 1996**

[51] LOC (6) Cl. **24-04**

[52] U.S. Cl. **D24/206**

[58] **Field of Search** D24/206, 200;
602/104, 105, 108, 109, 91, 2

[56] **References Cited**

U.S. PATENT DOCUMENTS

- D. 345,609 3/1994 Mason et al. D24/206
- D. 348,106 6/1994 Mason et al. D24/207

- D. 348,518 7/1994 Mason et al. D24/206
- D. 351,472 10/1994 Mason et al. D24/206
- D. 354,138 1/1995 Kelly D24/206
- D. 357,747 4/1995 Kelly D24/206
- 5,086,771 2/1992 Molloy 128/400

Primary Examiner—Stella Reid
Attorney, Agent, or Firm—Rodney F. Brown

[57] **CLAIM**

The ornamental design for a cold therapy pad with mounting straps, as shown.

DESCRIPTION

FIG. 1 is a top perspective view of a cold therapy pad with mounting straps, showing our design;
FIG. 2 is a back elevational view thereof;
FIG. 3 is a front elevational view thereof;
FIG. 4 is a top plan view thereof;
FIG. 5 is a side elevational view thereof;
FIG. 6 is a bottom plan view thereof; and,
FIG. 7 is an opposite side elevational view thereof.

1 Claim, 3 Drawing Sheets

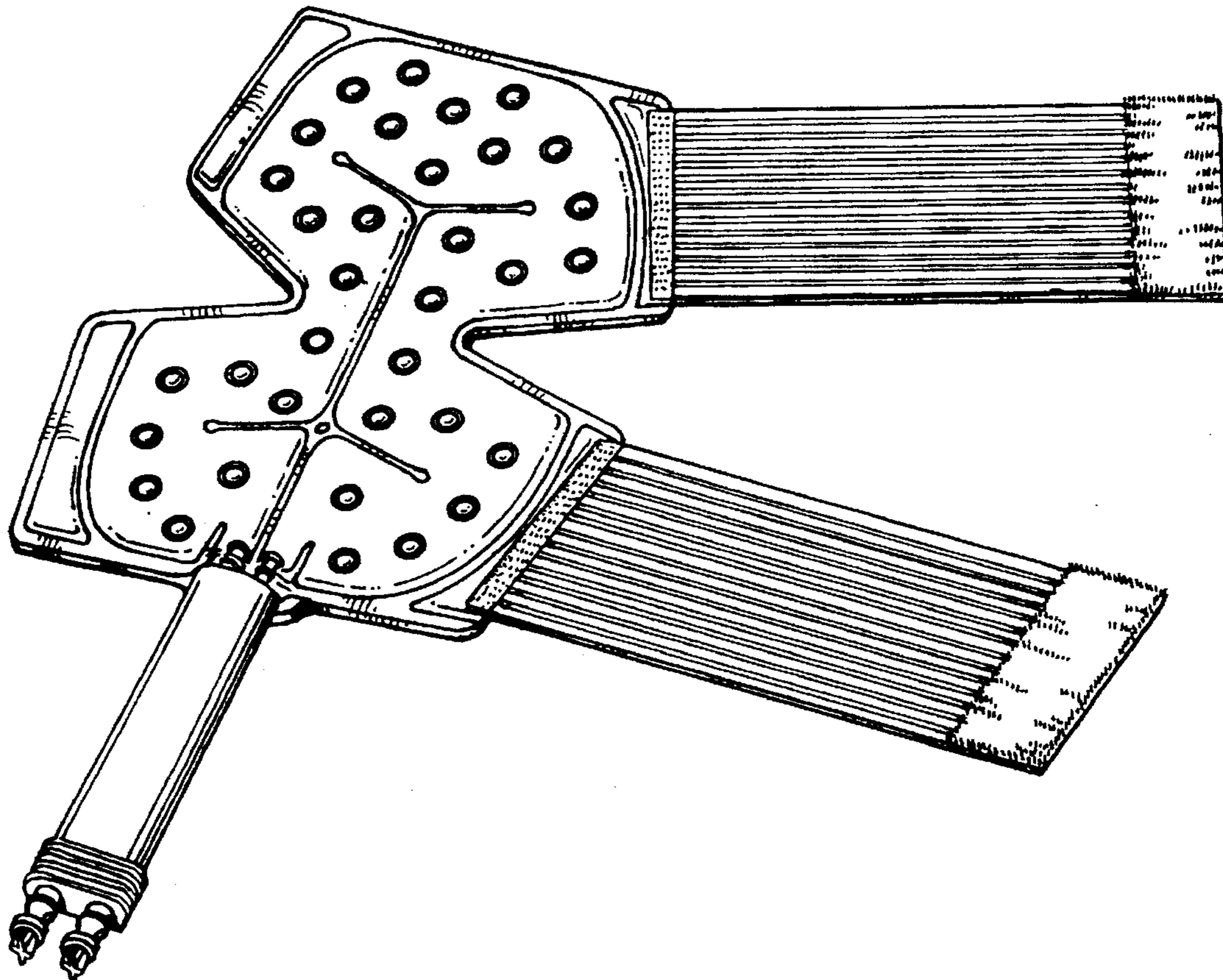


FIG. 1

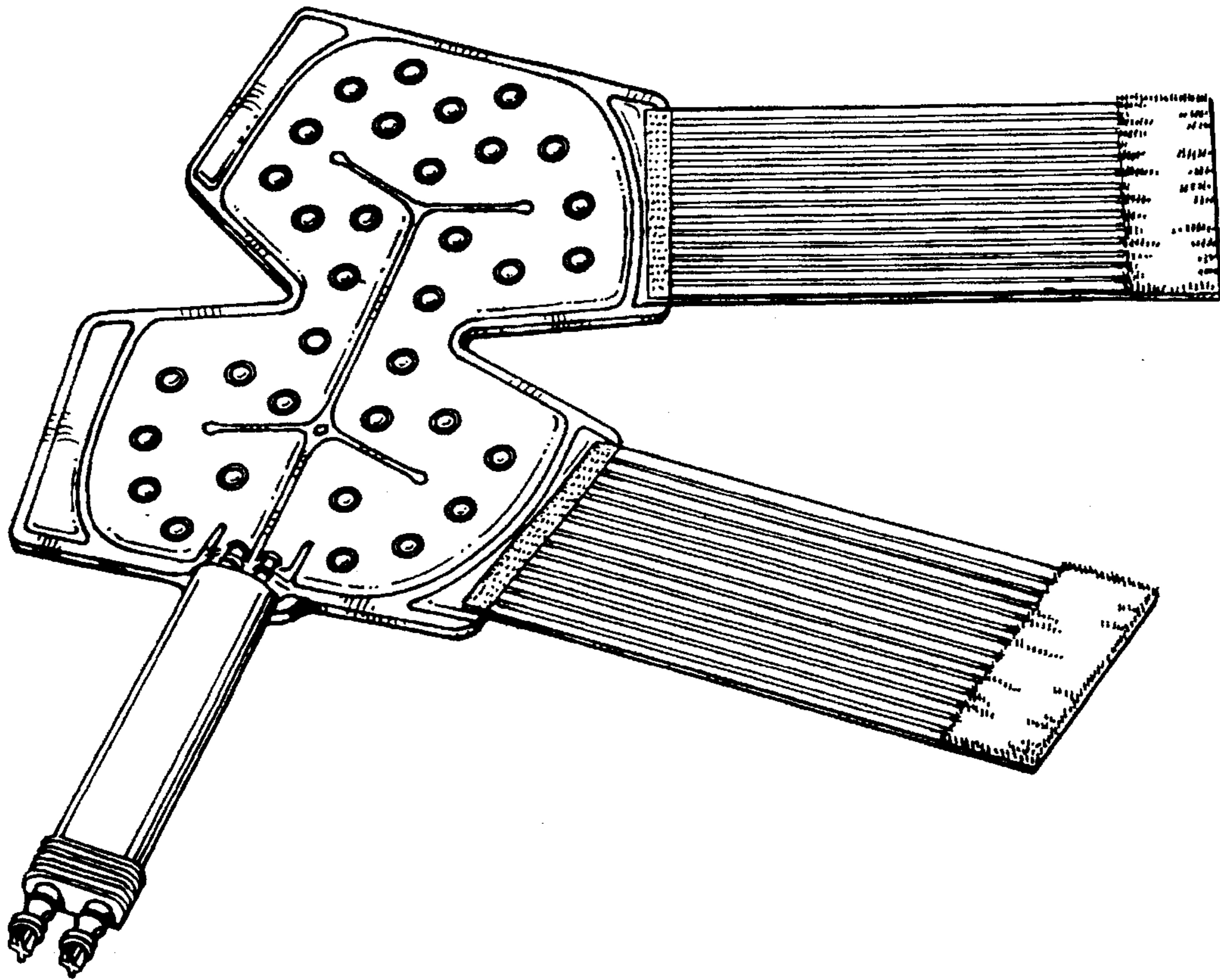


FIG. 2




FIG. 3



FIG. 4

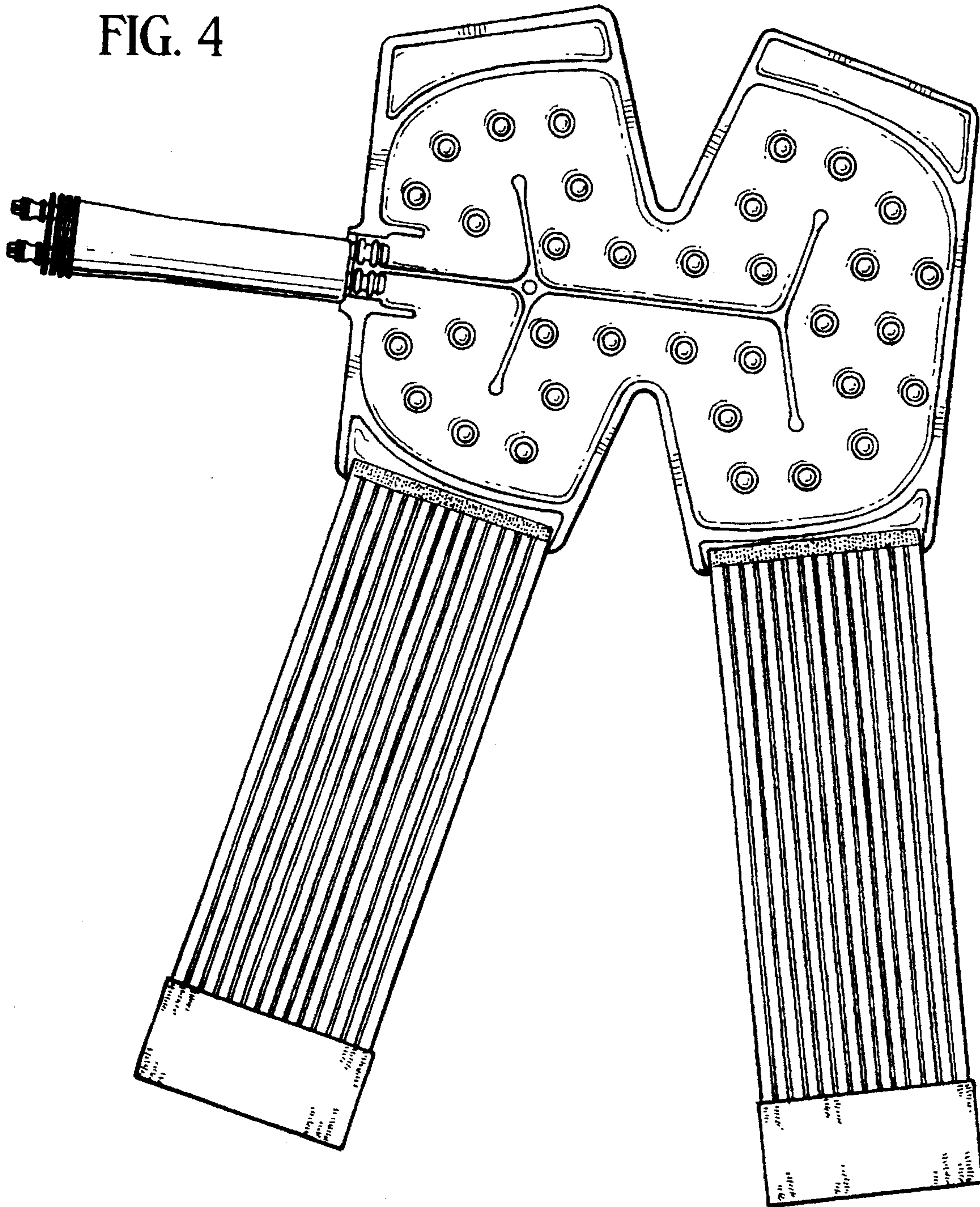


FIG. 5



