



US00D383540S

# United States Patent [19] Woo

[11] Patent Number: Des. 383,540

[45] Date of Patent: \*\*Sep. 9, 1997

[54] **ORAL SCRAPER**

[76] Inventor: **Bosco F. Woo**, 8620 Sorensen Ave.,  
Suite 8, Santa Fe Spring, Calif. 90670

[\*\*] Term: **14 Years**

[21] Appl. No.: **55,305**

[22] Filed: **Jun. 3, 1996**

[51] LOC (6) Cl. .... **24-02**

[52] U.S. Cl. .... **D24/147**

[58] Field of Search ..... D24/146, 147;  
D32/40; D21/212; 606/161

[56] **References Cited**

**U.S. PATENT DOCUMENTS**

D. 34,606	6/1901	Weiler .....	D24/147
D. 285,251	8/1986	Audette .....	D24/147
D. 367,707	3/1996	Baker .....	D24/147
1,811,775	6/1931	Barkwill .....	D24/147 X
2,543,999	3/1951	Voss .....	606/161
5,282,814	2/1994	Shrivastava .....	606/161

*Primary Examiner*—Louis S. Zarfes  
*Assistant Examiner*—I. Simmons  
*Attorney, Agent, or Firm*—Danton K. Mak; Sheldon & Mak, Inc.

[57] **CLAIM**

The ornamental design of an oral scraper, as shown and described.

**DESCRIPTION**

FIG. 1 is a front perspective view of the oral scraper of the subject invention;

FIG. 2 is a rear perspective view of the oral scraper shown in FIG. 1;

FIG. 3 is a front view of the oral scraper thereof;

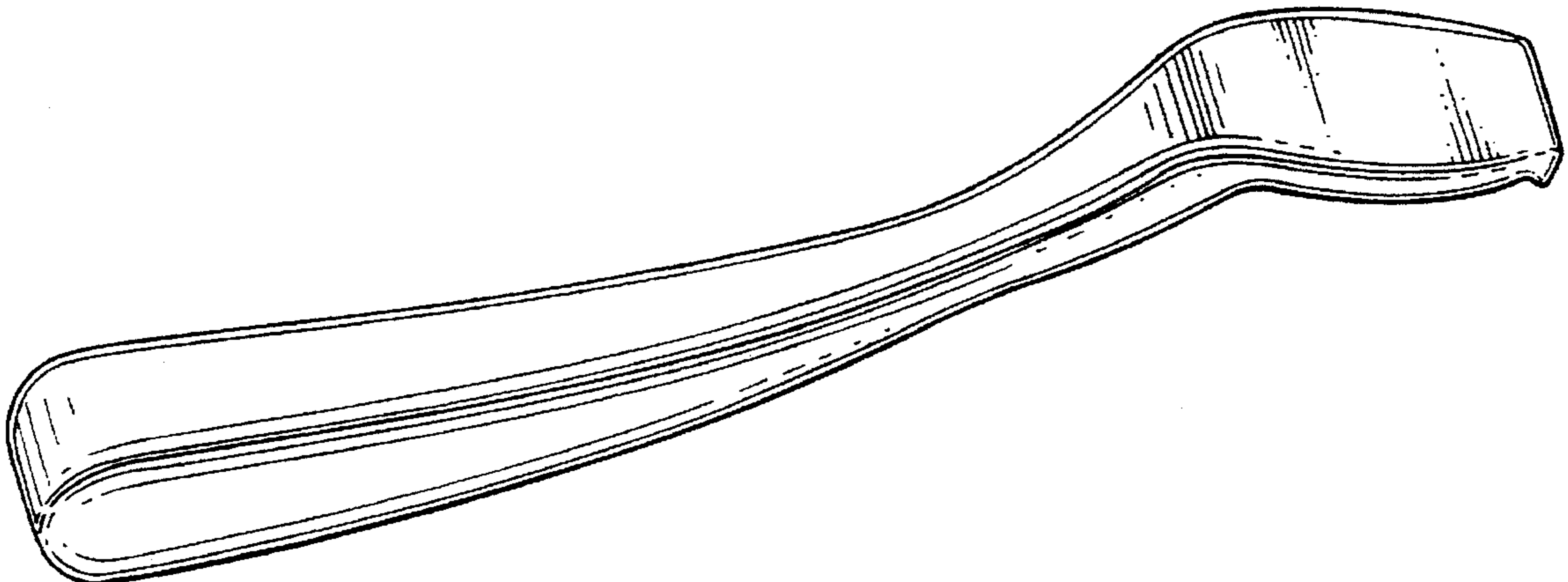
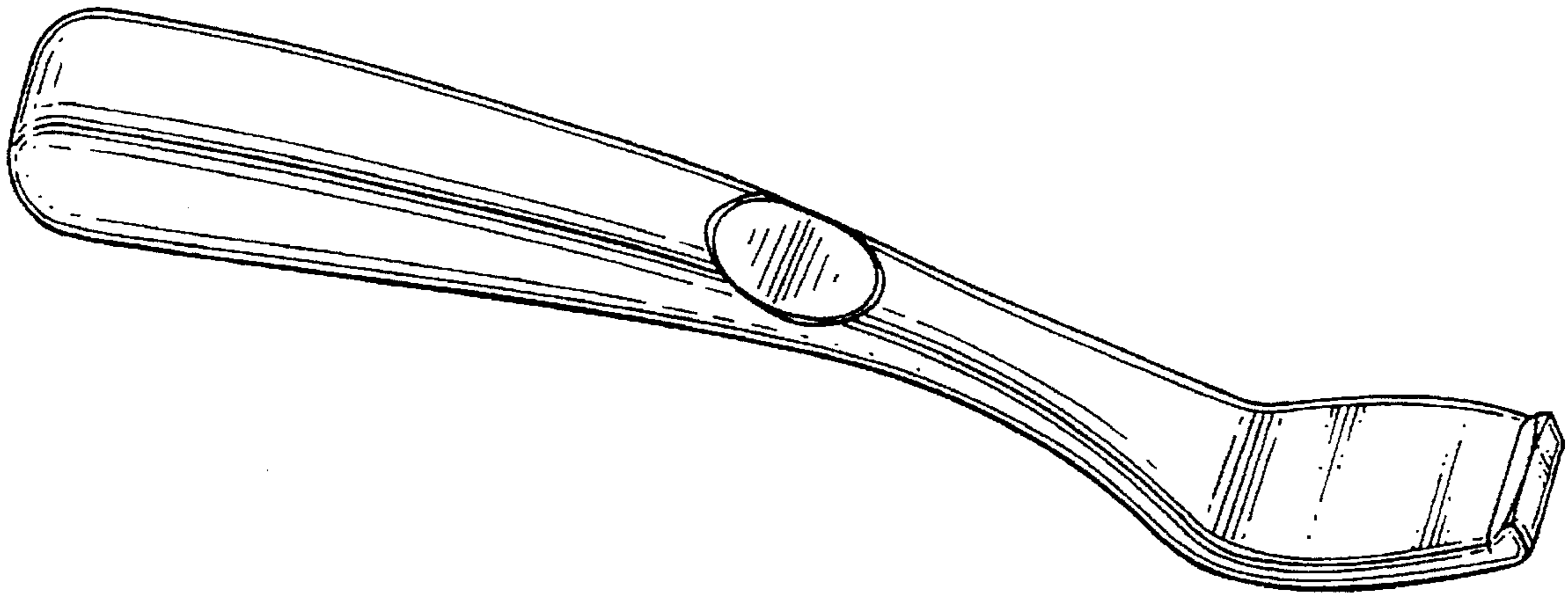
FIG. 4 is a right side view of the oral scraper of FIG. 1; the left side view being a mirror image thereof;

FIG. 5 is a rear view thereof;

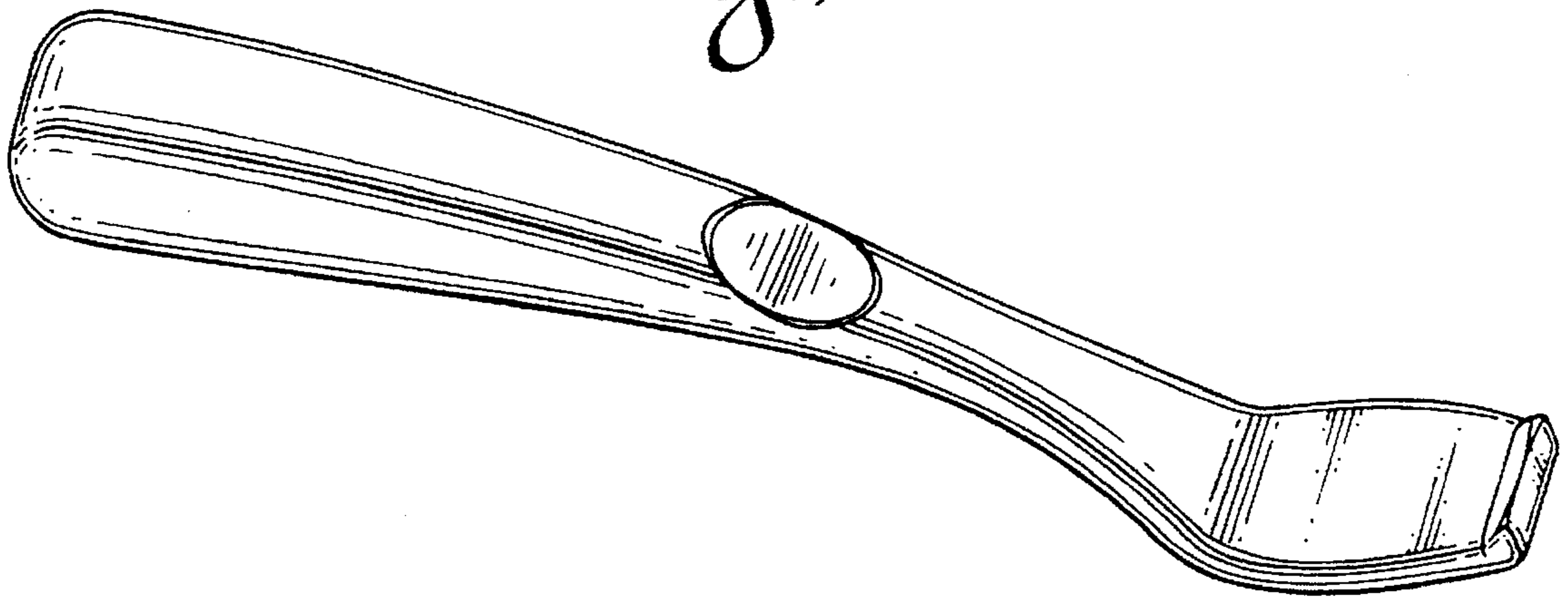
FIG. 6 is a rear elevational view thereof; and,

FIG. 7 is a front elevational view thereof.


**1 Claim, 2 Drawing Sheets**




*Fig. 1*

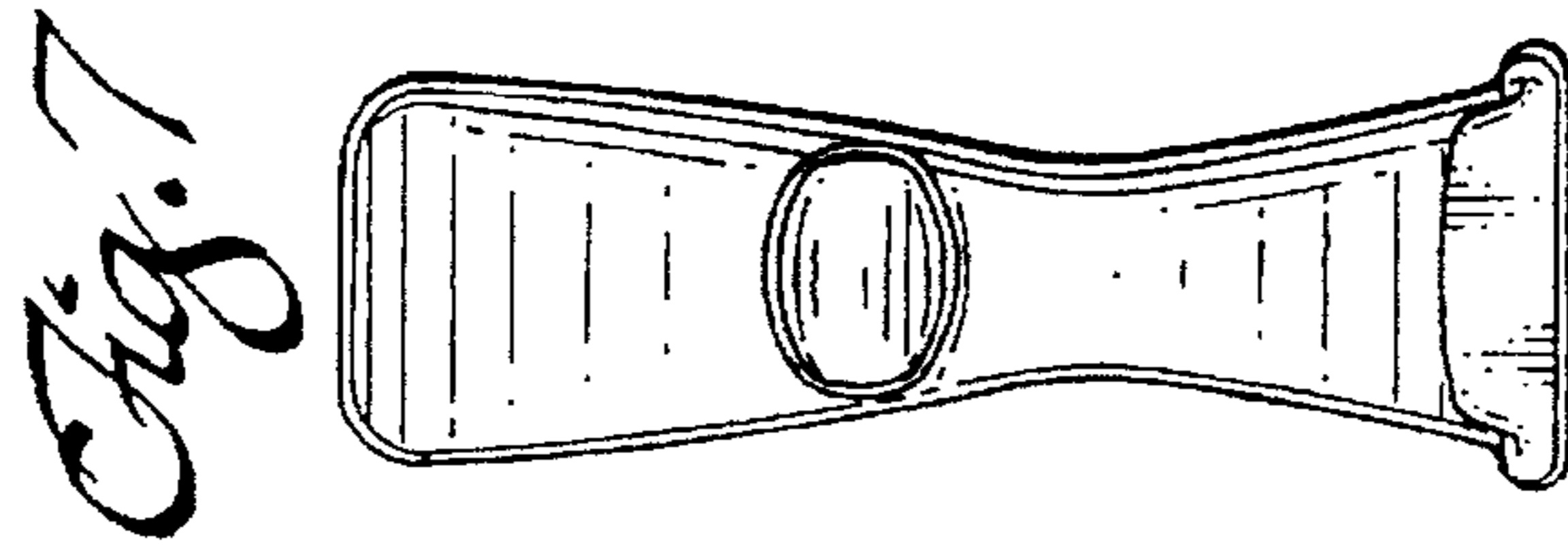


*Fig. 2*






*Fig. 3*



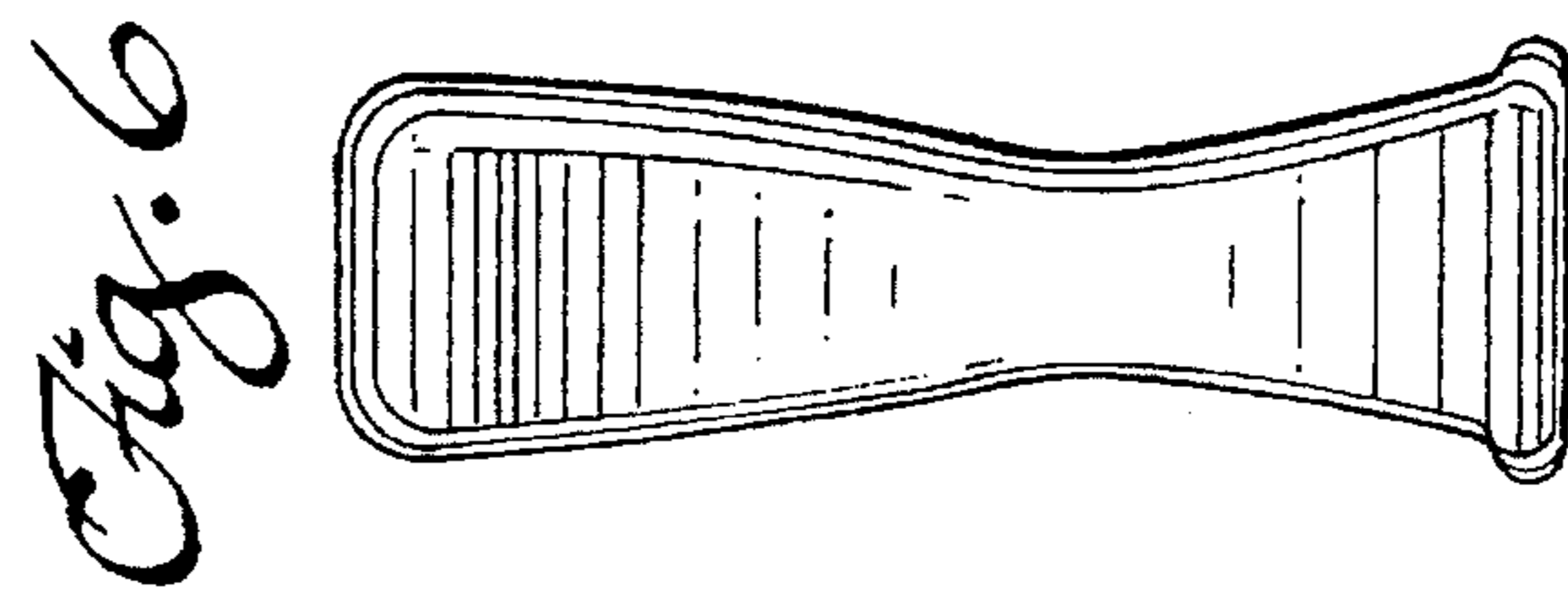
*Fig. 7*



*Fig. 4*



*Fig. 5*



*Fig. 6*