



US00D383534S

**United States Patent** [19]  
**Jushchyshyn et al.**

[11] **Patent Number:** **Des. 383,534**  
[45] **Date of Patent:** **\*\*Sep. 9, 1997**

[54] **PHARMACEUTICAL TABLET**  
[75] **Inventors:** **John Michael Jushchyshyn,**  
**Lansdowne; Ricky Holland,**  
**Norristown, both of Pa.**  
[73] **Assignee:** **SmithKline Beecham Corporation,**  
**King of Prussia, Pa.**  
[\*\*] **Term:** **14 Years**  
[21] **Appl. No.:** **51,883**  
[22] **Filed:** **Mar. 12, 1996**  
[51] **LOC (6) Cl.** ..... **28-01**  
[52] **U.S. Cl.** ..... **D24/103**  
[58] **Field of Search** ..... **D24/100-104;**  
**424/451, 457, 464, 468, 469, 470, 472,**  
**474; D28/8.1, 8.2; D1/100, 106, 115, 121,**  
**127, 128, 130, 199**

D. 283,739 5/1986 Tovey .  
D. 283,931 5/1986 Baum .  
D. 285,259 8/1986 Tovey .  
D. 285,363 8/1986 Tovey .  
D. 285,364 8/1986 Tovey .  
D. 285,490 9/1986 Tovey .  
D. 285,491 9/1986 Tovey .  
D. 285,492 9/1986 Tovey .  
D. 285,493 9/1986 Tovey .  
D. 285,494 9/1986 Tovey .  
D. 285,729 9/1986 Tovey .  
D. 286,085 10/1986 Tovey .  
D. 286,086 10/1986 Tovey .  
D. 286,449 10/1986 Tovey .  
D. 286,450 10/1986 Tovey .  
D. 372,082 7/1996 Sauer ..... D24/103  
4,493,822 1/1985 Tovey .

*Primary Examiner*—Kay H. Chin  
*Attorney, Agent, or Firm*—Mary E. McCarthy; Stephen Venetianer; Edward T. Lentz

[56] **References Cited**  
**U.S. PATENT DOCUMENTS**

D. 269,711 7/1983 Tovey .  
D. 269,712 7/1983 Tovey .  
D. 269,713 7/1983 Tovey .  
D. 269,714 7/1983 Tovey .  
D. 269,715 7/1983 Tovey .  
D. 269,716 7/1983 Tovey .  
D. 269,717 7/1983 Tovey .  
D. 269,718 7/1983 Tovey .  
D. 269,719 7/1983 Tovey .  
D. 269,720 7/1983 Tovey .  
D. 269,721 7/1983 Tovey .  
D. 269,722 7/1983 Tovey .  
D. 269,723 7/1983 Tovey .

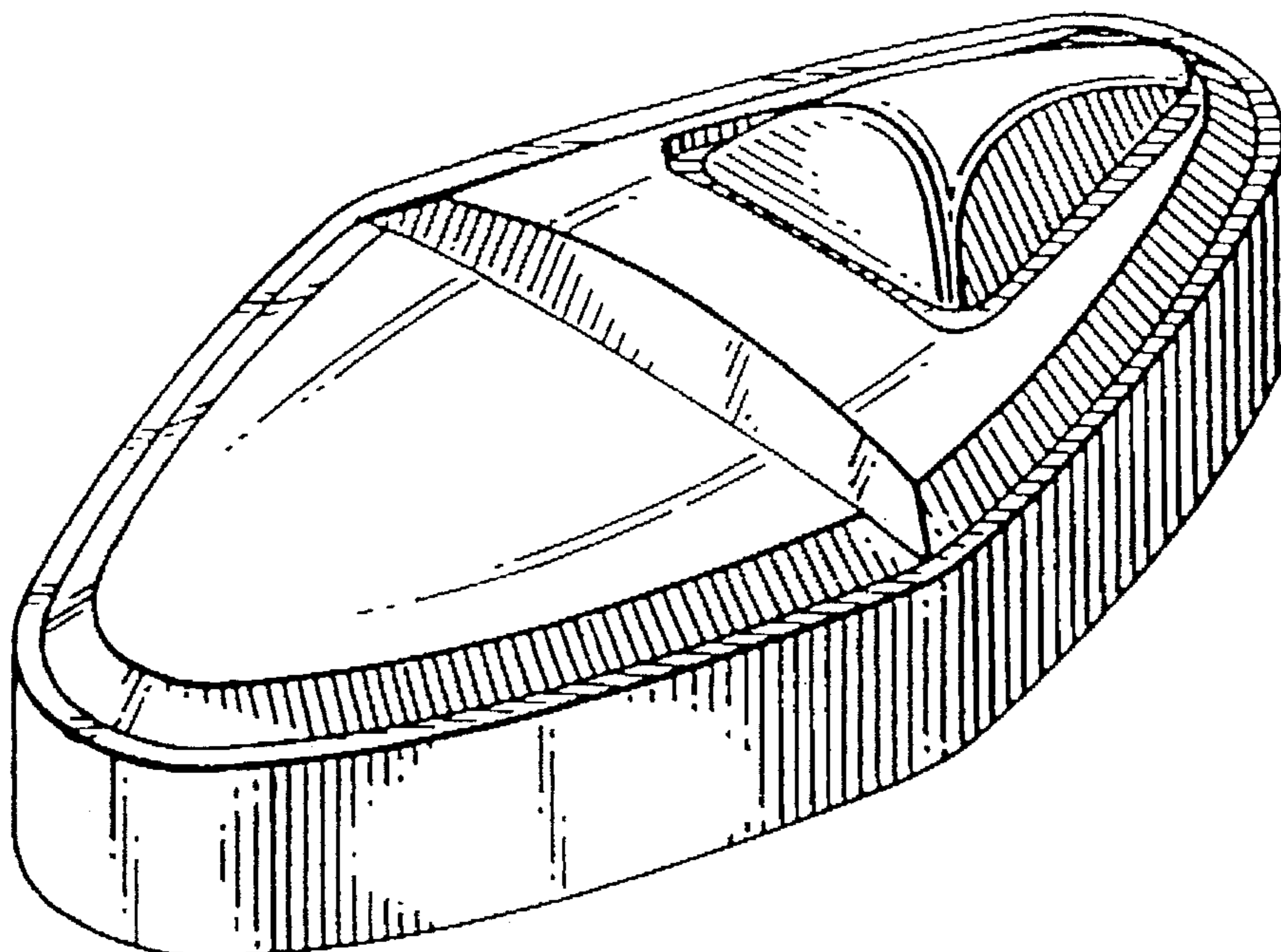
[57] **CLAIM**

The ornamental design for a pharmaceutical tablet, as shown and described.

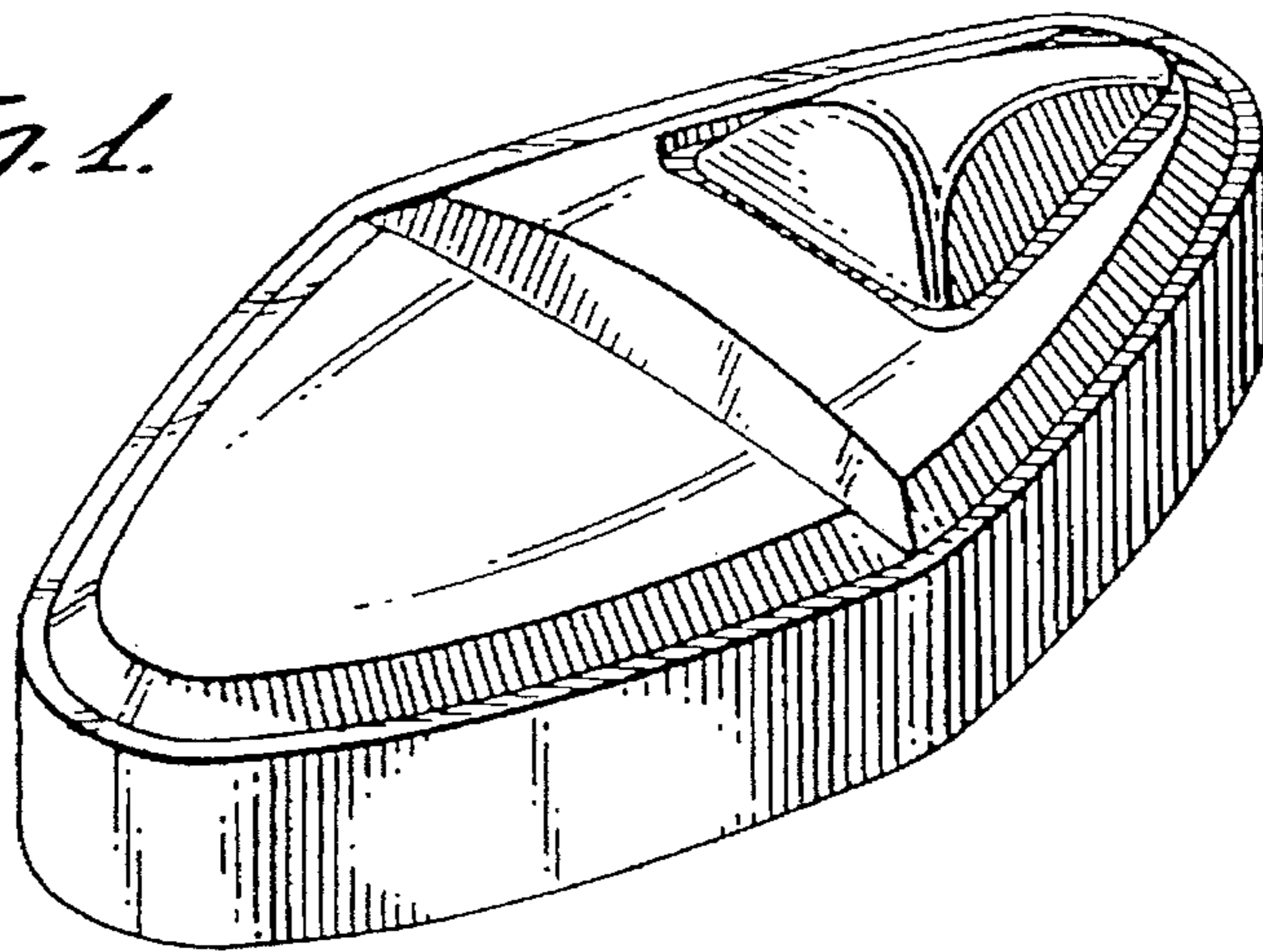
**DESCRIPTION**

FIG. 1 is a top, front perspective view of a pharmaceutical table showing our design;  
FIG. 2 is a side elevational view thereof;  
FIG. 3 is a top plan view thereof, the bottom view being a mirror image of that shown;  
FIG. 4 is an elevation view thereof, the opposite end being a mirror image of that shown; and,  
FIG. 5 is a bottom plan view thereof.

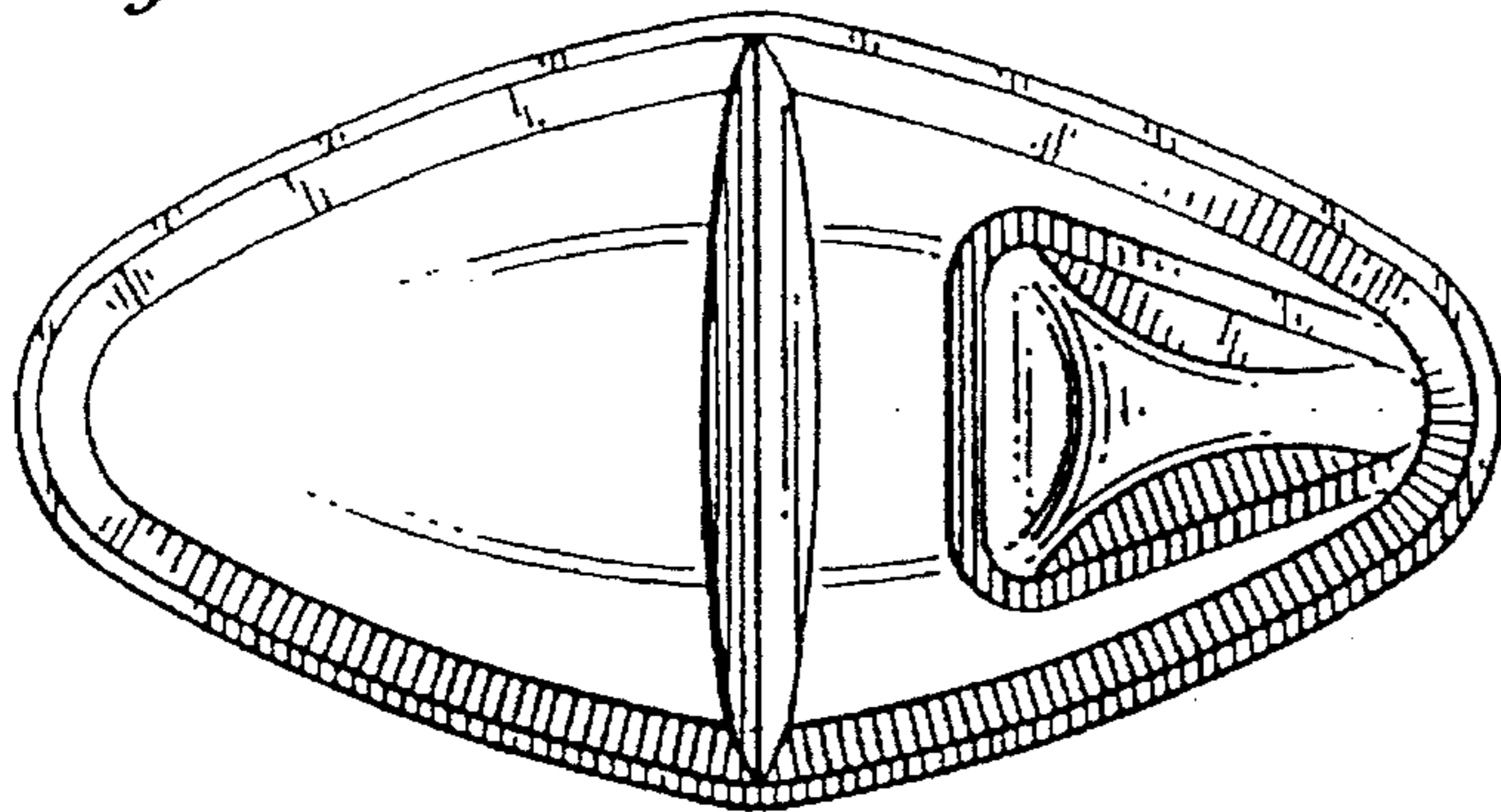
**1 Claim, 1 Drawing Sheet**



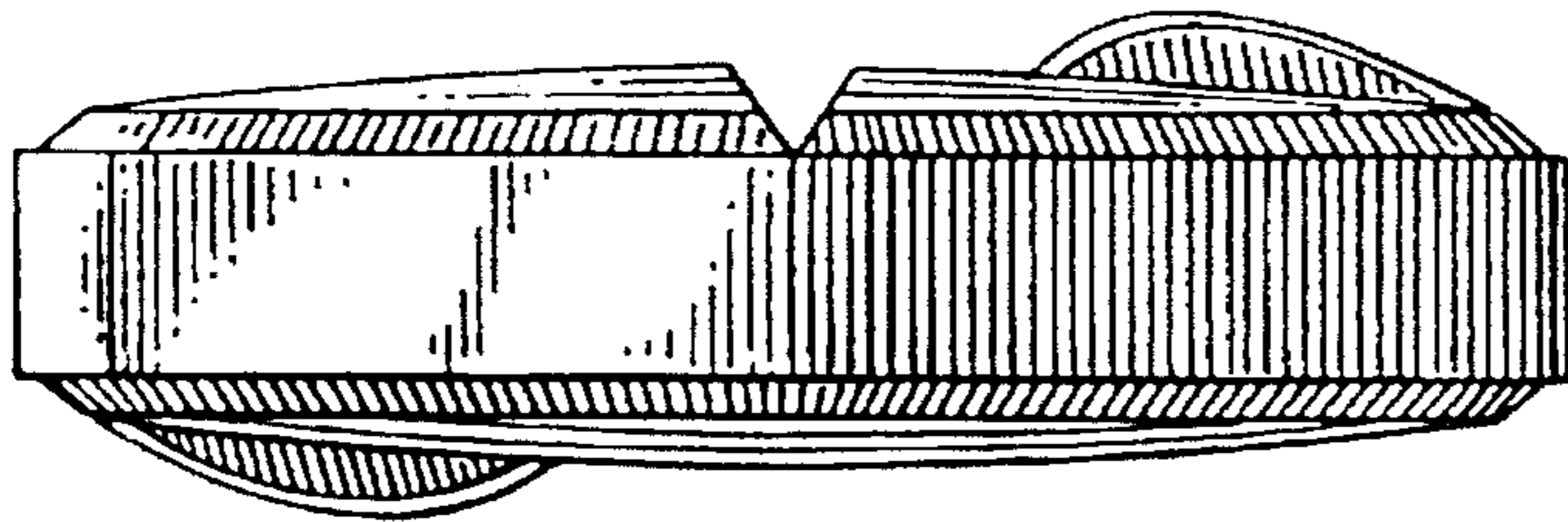
*Fig. 1.*



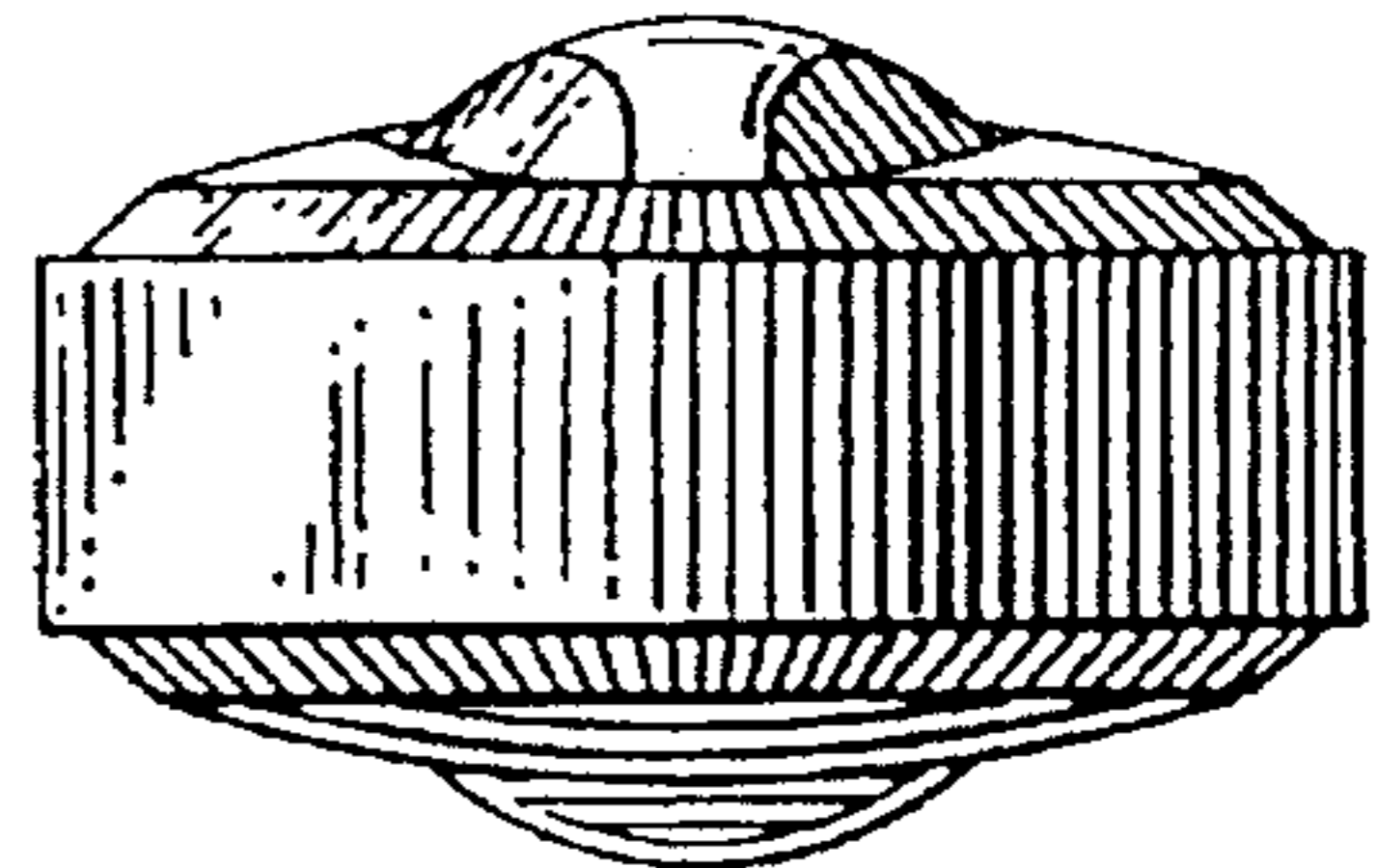
*Fig. 3.*



*Fig. 2.*



*Fig. 4.*



*Fig. 5.*

