

US00D383526S

United States Patent [19] Spaine

[11] Patent Number: **Des. 383,526**
[45] Date of Patent: ****Sep. 9, 1997**

[54] **CONSOLE HUMIDIFIER TANK ENCLOSURE**
[75] Inventor: **Peter D. Spaine**, Wakefield, R.I.
[73] Assignee: **Duracraft Corp.**, Southborough, Mass.
[**] Term: **14 Years**
[21] Appl. No.: **24,737**
[22] Filed: **Jun. 20, 1994**
[51] LOC (6) CL **23-04**
[52] U.S. Cl. **D23/358; D23/356**
[58] Field of Search **D23/356-363;**
422/120, 123; 261/92; 392/386, 394, 402,
403, 405; D6/446

5,086,494 2/1992 Wang .
5,108,663 4/1992 Chiu .
5,131,070 7/1992 Chiu et al. .
5,133,044 7/1992 Chiu .
5,143,460 9/1992 Wang .
5,143,655 9/1992 Chiu et al. .
5,143,656 9/1992 Marino et al. .
5,162,088 11/1992 Peng et al. .
5,210,818 5/1993 Wang .
5,215,685 6/1993 Marino .
5,228,107 7/1993 Marino .
5,247,604 9/1993 Chiu .
5,291,579 3/1994 Marino .
5,339,383 8/1994 Marino .

FOREIGN PATENT DOCUMENTS

59-62784 4/1984 Japan .

OTHER PUBLICATIONS

Washington Post Nov. 3, 1985 Advertising Supplement, p. 10, Console Humidifier C, right middle side of page.
Washington Post Sep. 23, 1971, E4, Adv., Humidifier A, top right side of page.
Pace Industries Inc. Cat., ©1979, p. 4, Cabinet (b), top right side of page.
Sunbeam Corp. Advertisement, Humidifiers (A) and (B), bottom left and middle right side of page.
Merchandising Week, Jul. 10, 1972, p. 66, Humidifier (C), bottom right side of page.
Pre-Season Humidifier Sale (Washington Post, Sep. 23, 1971, E4).
Housewares Coalition (Merchandising Week, Jul. 1972, p. 66).
Sunbeam Automatic Humidifiers Easy-Care Design (Sunbeam Corp. Adv.
Washington Post, Nov. 3, 1995, Advertising Supplement.

Primary Examiner—Lisa Lichtenstein
Attorney, Agent, or Firm—Morgan & Finnegan

[57] CLAIM

The ornamental design for a console humidifier tank enclosure, as shown and described.

DESCRIPTION

FIG. 1 is a front view of the design for a console humidifier tank enclosure in accordance with the present invention;

[56] References Cited

U.S. PATENT DOCUMENTS

D. 84,470 6/1931 French .
D. 84,471 6/1931 French .
D. 86,047 1/1932 Olson .
D. 236,267 8/1975 Kemnitzer .
D. 243,335 2/1977 Trombley .
D. 243,336 2/1977 Painter .
D. 306,063 2/1990 Chiu et al. .
D. 307,653 5/1990 Weirsmann et al. .
D. 307,654 5/1990 Weirsmann et al. .
D. 320,071 9/1991 Cook .
D. 320,440 10/1991 Chiu .
D. 322,121 12/1991 Chiu .
D. 328,341 7/1992 Chiu .
D. 330,074 10/1992 Wang et al. .
D. 335,340 5/1993 Marvin, Jr. .
D. 335,341 5/1993 O'Grady .
D. 336,511 6/1993 Chiu et al. .
D. 348,728 7/1994 O'Grady et al. .
D. 349,334 8/1994 O'Grady et al. .
D. 349,566 8/1994 O'Grady .
3,253,820 5/1966 Seil .
3,914,349 10/1975 Súpanuk .
3,917,757 11/1975 Hoag .
4,822,533 4/1989 Steiner et al. .
4,865,775 9/1989 Steiner et al. .
4,921,639 5/1990 Chiu .
5,034,162 7/1991 Chiu .
5,067,169 11/1991 Chiu .
5,073,967 12/1991 Marino .

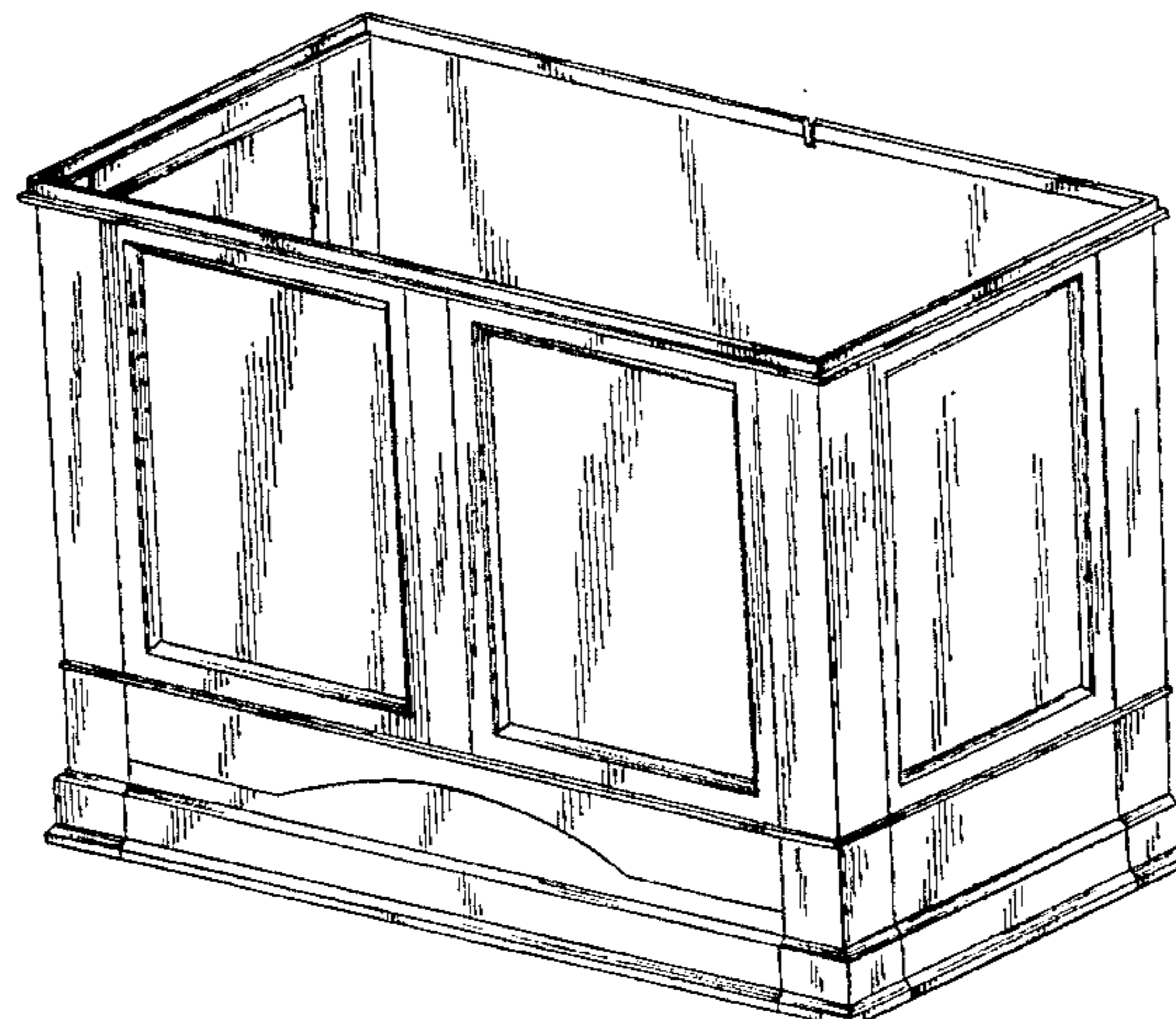


FIG. 2 is a side view thereof, the opposite side being a mirror image of that shown;
FIG. 3 is a rear view thereof;
FIG. 4 is a top view thereof; and,

FIG. 5 is a perspective view thereof.
The bottom of the design is flat and unornamented.

1 Claim, 3 Drawing Sheets

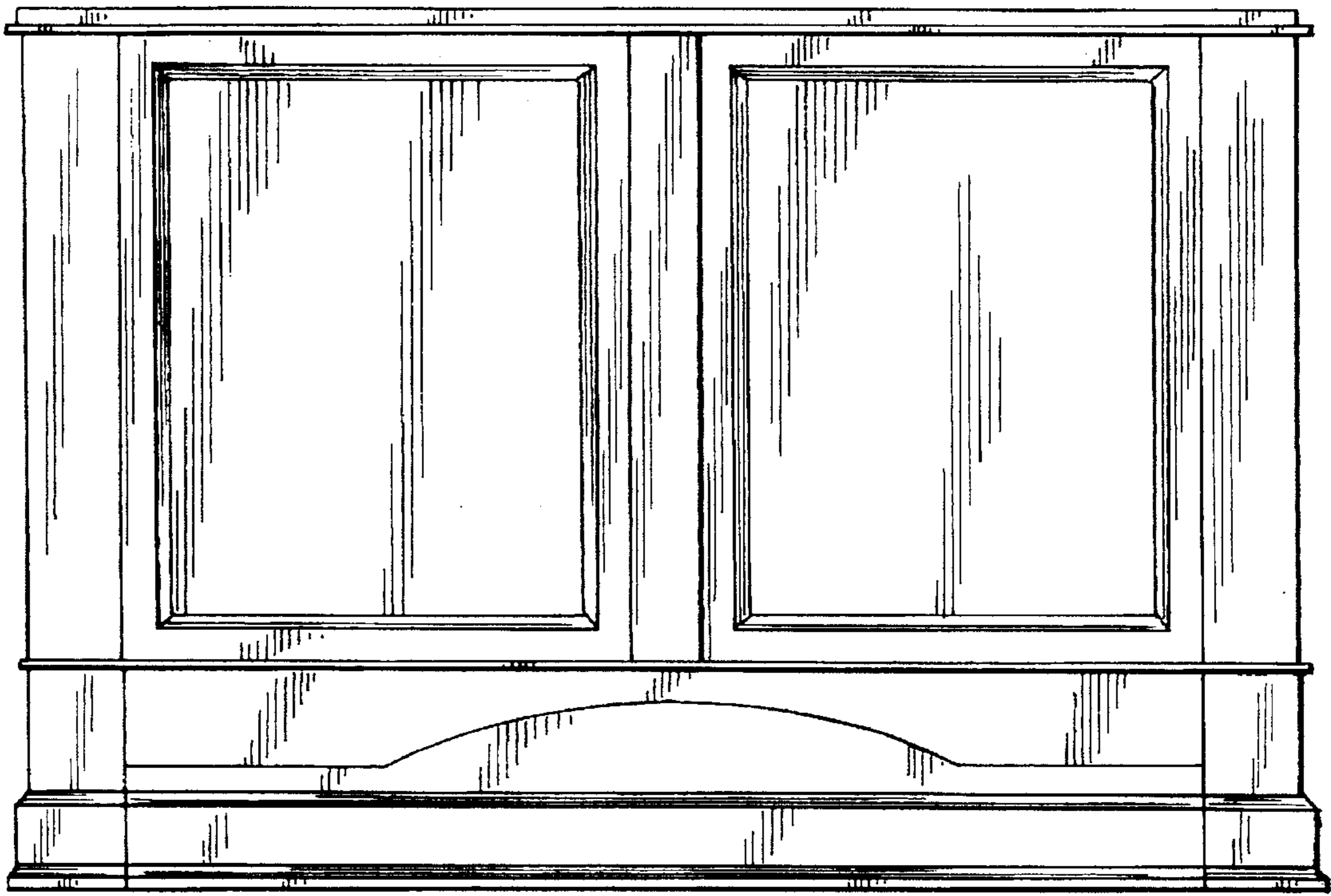


FIG. 1

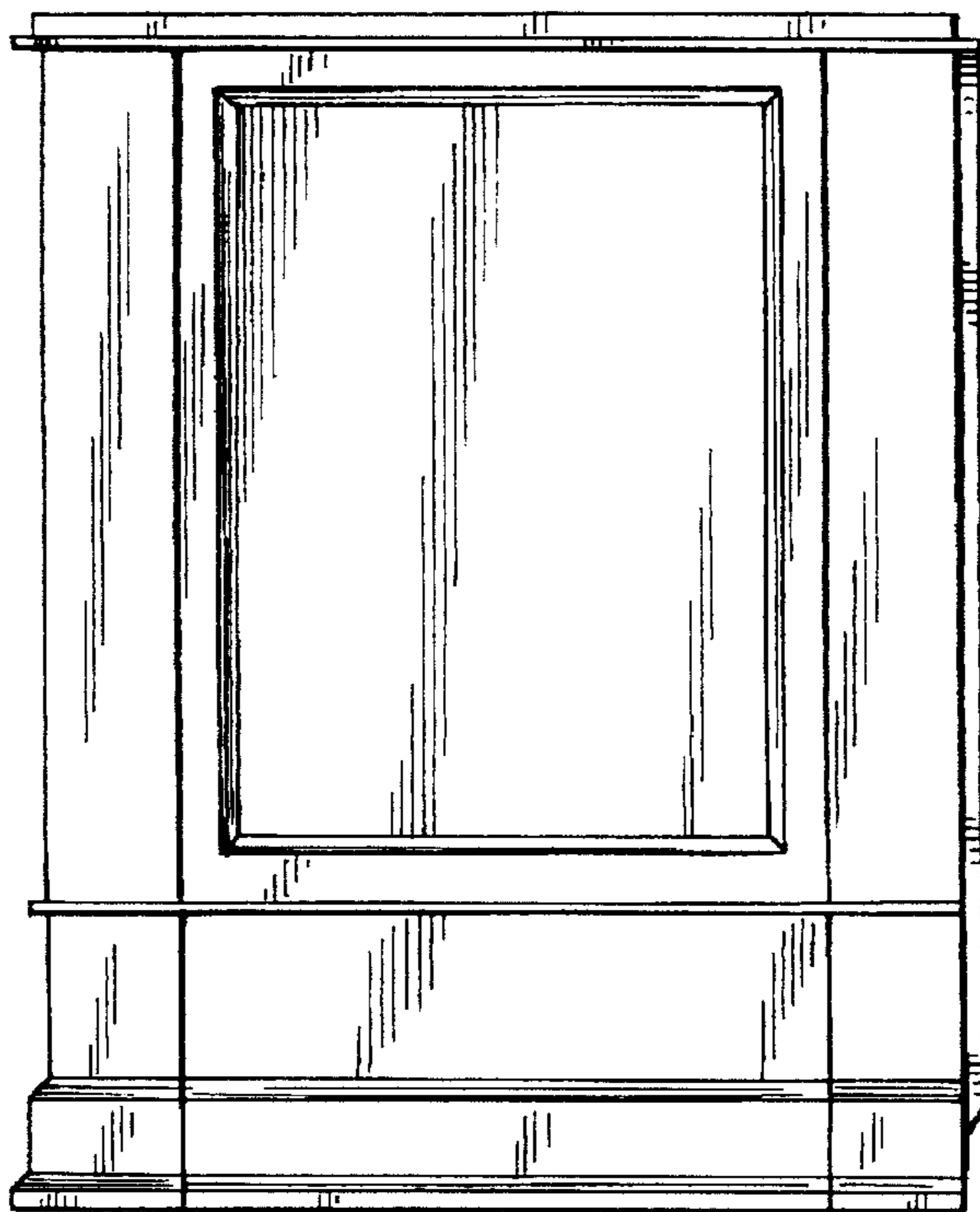


FIG. 2




FIG.3

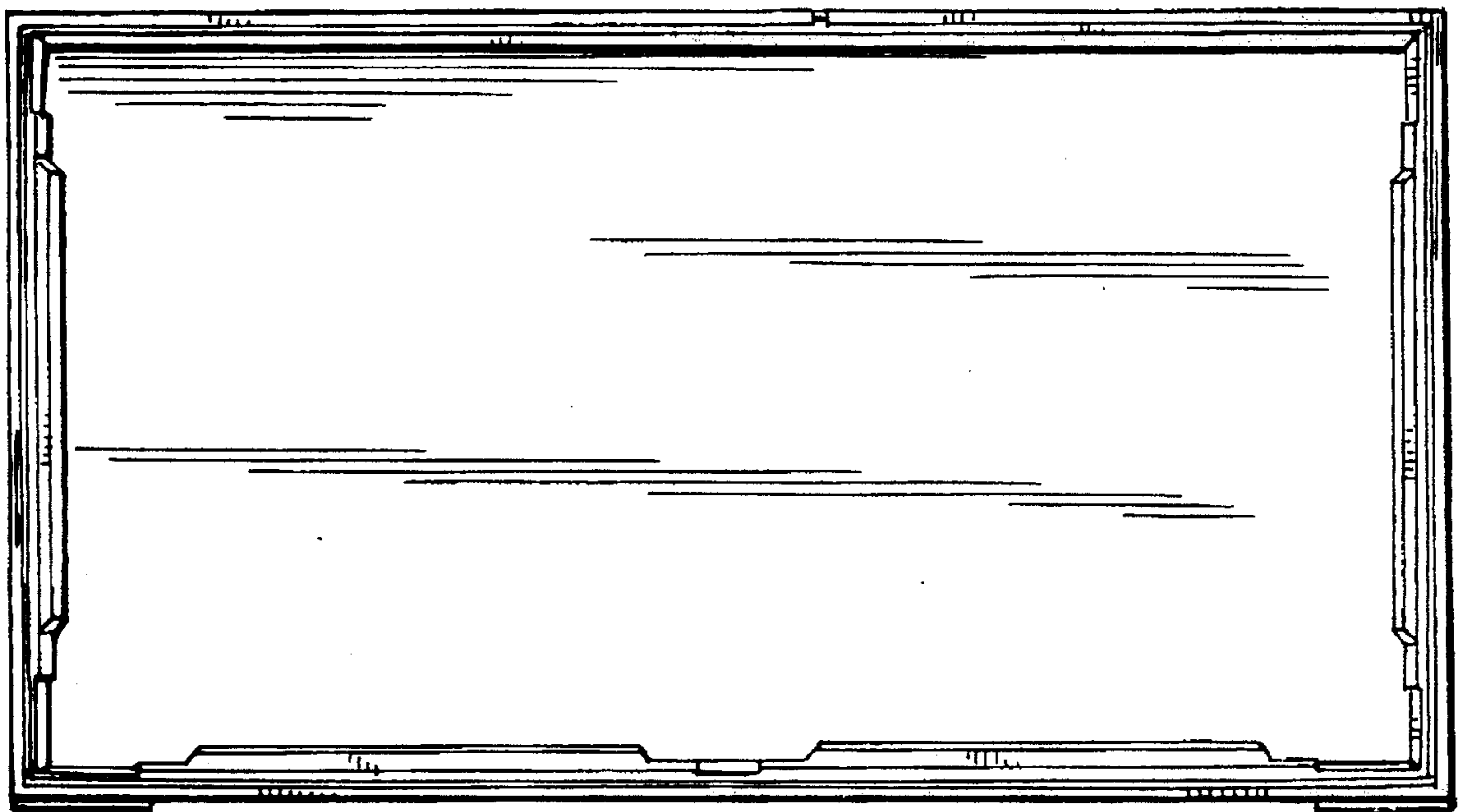


FIG.4

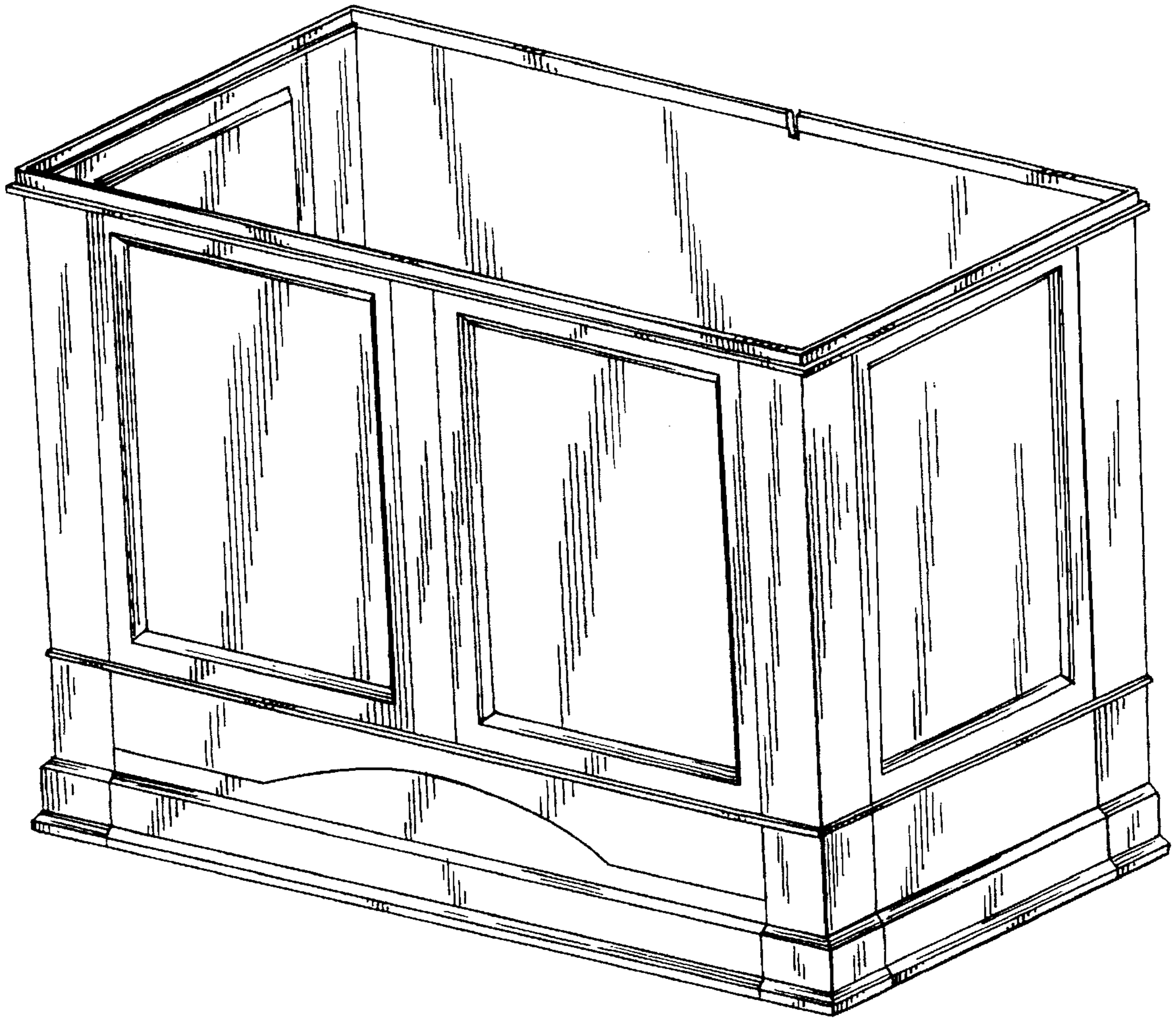


FIG. 5