



US00D383520S

United States Patent [19]
Gatzemeyer et al.

[11] **Patent Number:** **Des. 383,520**
[45] **Date of Patent:** ****Sep. 9, 1997**

[54] **ELECTRIC FUMIGATOR**
[75] Inventors: **John J. Gatzemeyer**, Racine; **Scott W. Demarest**, Caledonia, both of Wis.
[73] Assignee: **S. C. Johnson & Son, Inc.**, Racine, Wis.
[**] Term: **14 Years**
[21] Appl. No.: **53,096**
[22] Filed: **Apr. 16, 1996**
[51] **LOC (6) Cl.** **22-06**
[52] **U.S. Cl.** **D22/123; D22/119**
[58] **Field of Search** **D22/119, 122, D22/123; D23/366; 43/129, 127, 112; 239/58, 55, 60, 57**

2,513,919 7/1950 Costello 392/390
2,813,187 11/1957 Rovira .
3,778,924 12/1973 Okui 43/129
4,687,904 8/1987 Melanson et al. 43/129 X
4,703,155 10/1987 Suhajda 43/129 X
4,959,925 10/1990 Nelson et al. D22/122 X

Primary Examiner—Doris V. Coles

[57] **CLAIM**

The ornamental design for an electric fumigator, as shown and described.

DESCRIPTION


FIG. 1 is a front perspective view of the electric fumigator of the invention;
FIG. 2 is a front elevation view of FIG. 1;
FIG. 3 is a back elevation view of FIG. 1;
FIG. 4 is a left side elevation view of FIG. 1;
FIG. 5 is a right side elevation view of FIG. 1;
FIG. 6 is a top plan view of FIG. 1; and,
FIG. 7 is a bottom plan view of FIG. 1.

[56] **References Cited**

U.S. PATENT DOCUMENTS

D. 257,788 1/1981 Suhajda D23/366
D. 369,395 4/1996 Dewberry D22/120

1 Claim, 3 Drawing Sheets






FIG. 1

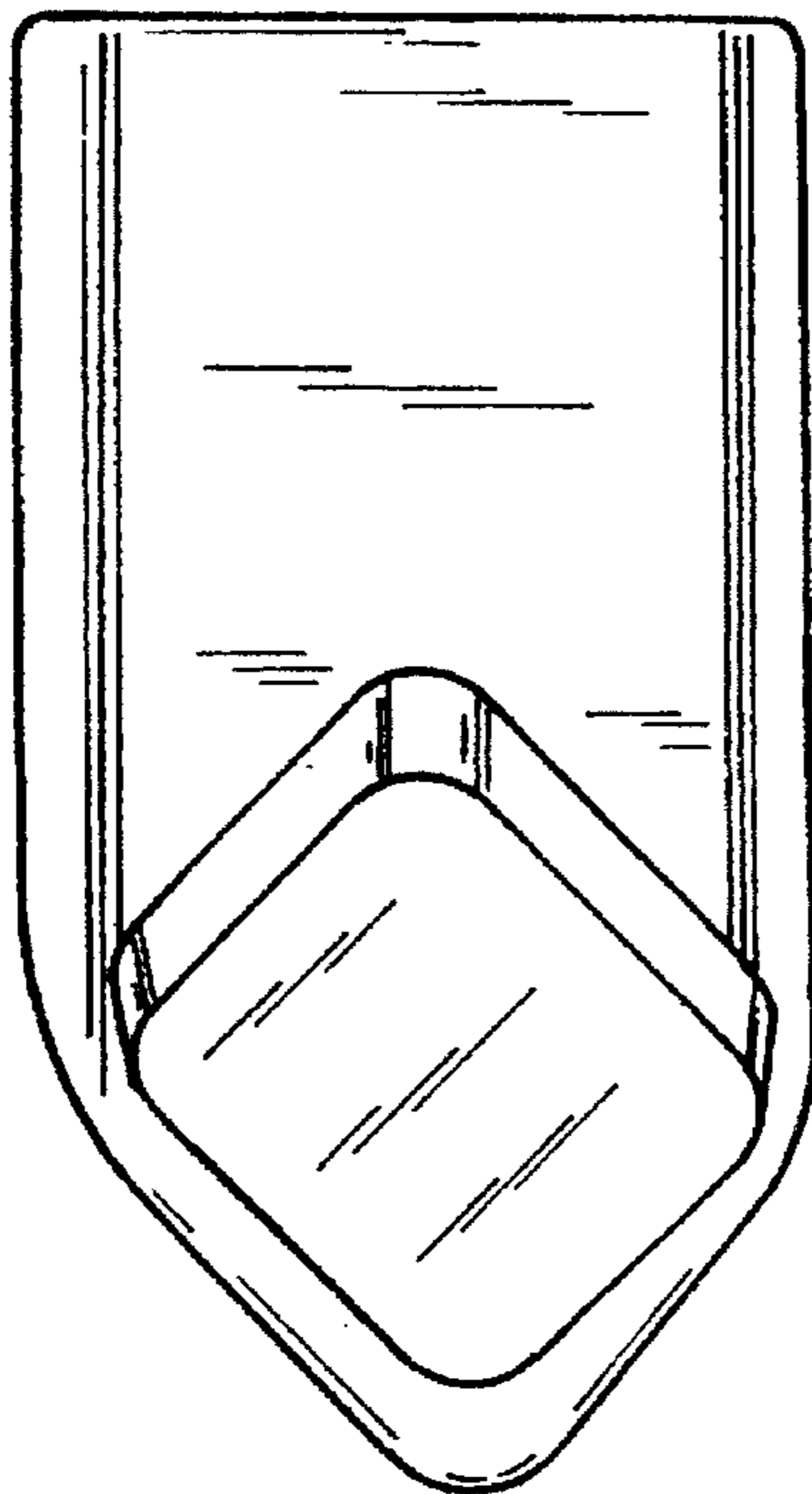


FIG. 2

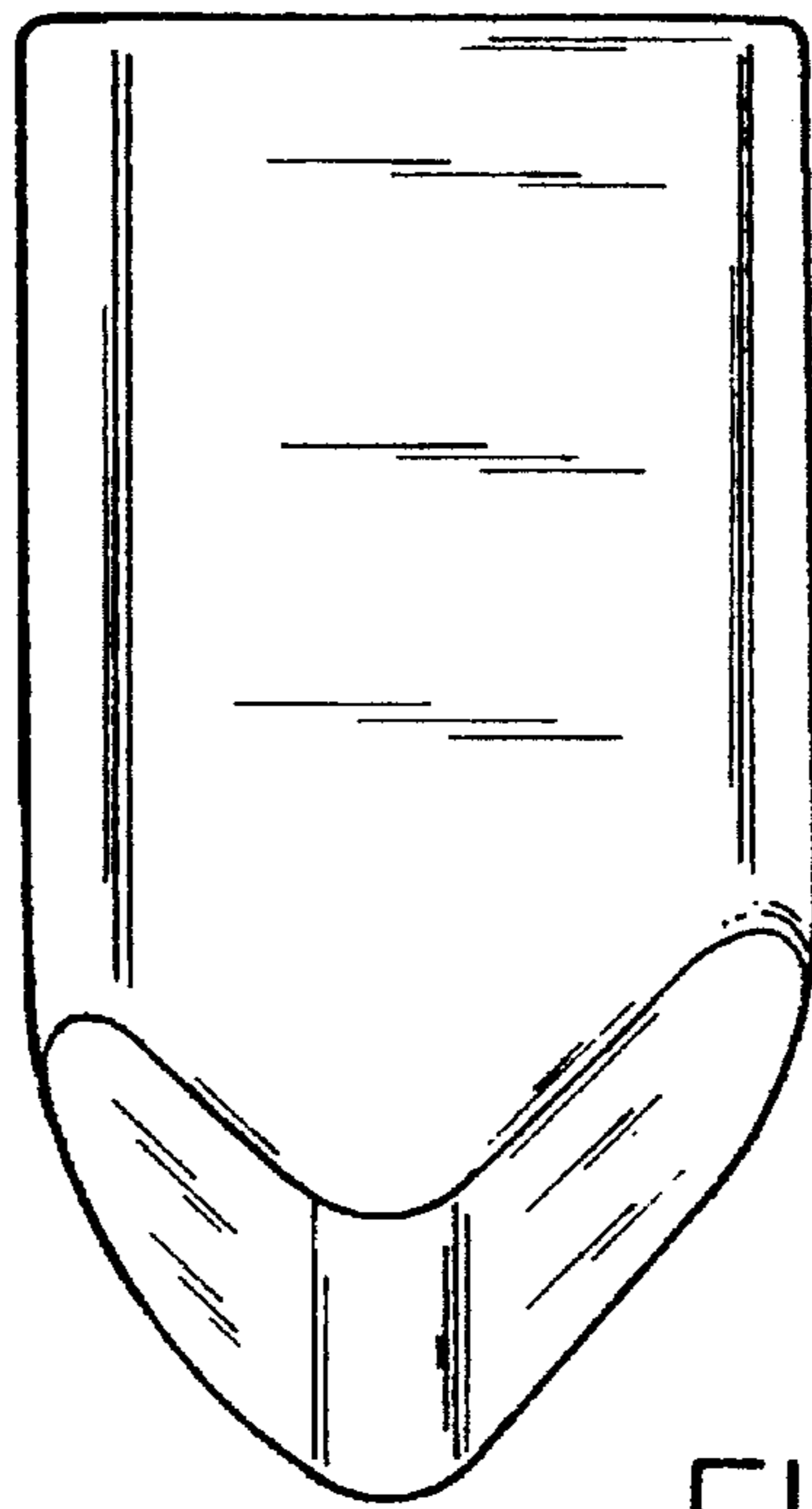


FIG. 3




FIG. 4




FIG. 5

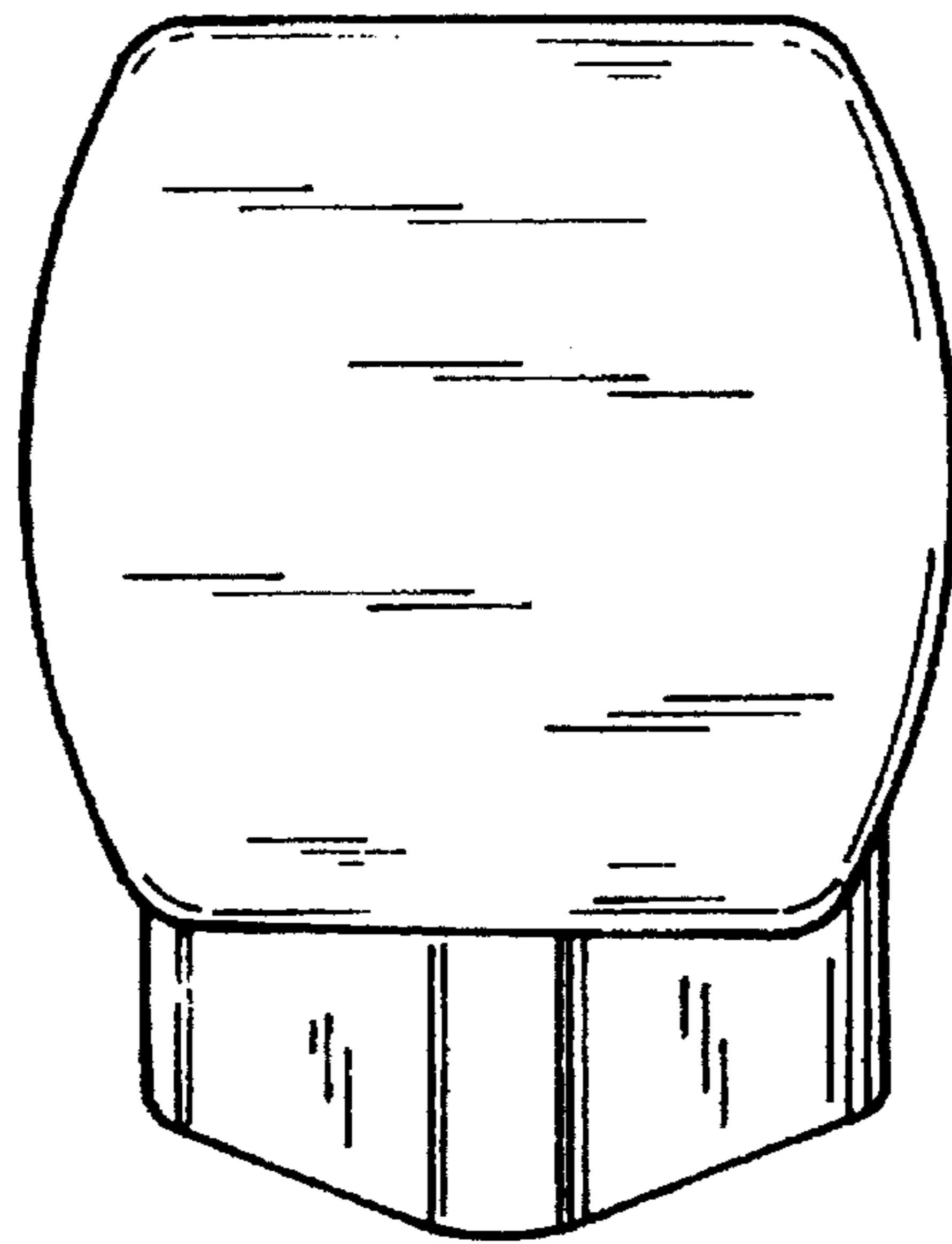


FIG. 6

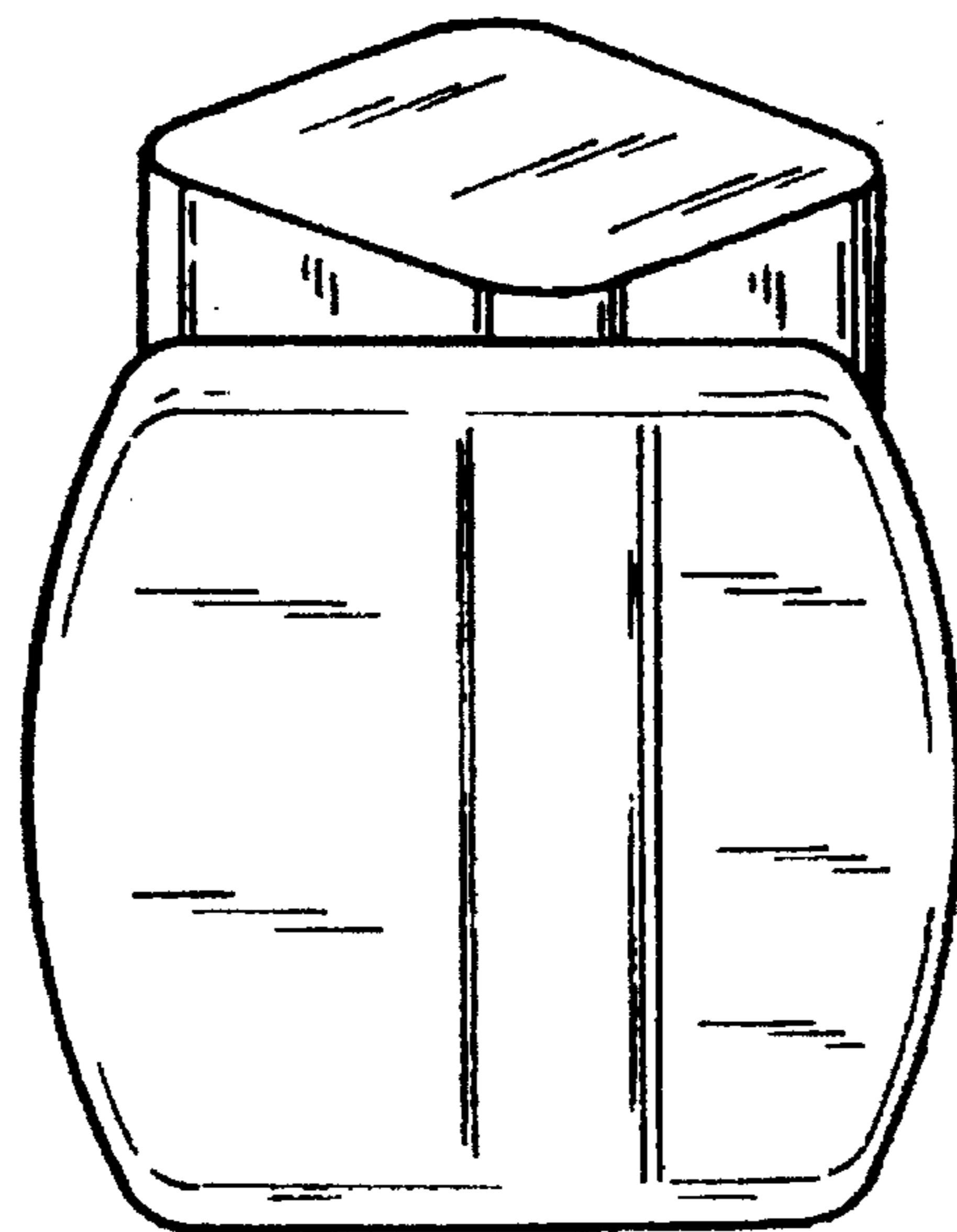


FIG. 7