



US00D383514S

United States Patent [19]
Cavasin

[11] **Patent Number:** **Des. 383,514**
[45] **Date of Patent:** ****Sep. 9, 1997**

[54] **IN-LINE ROLLER SKATE**
[75] **Inventor:** **Massimo Cavasin**, Montebelluna, Italy
[73] **Assignee:** **Roces S.R.L.**, Montebelluna, Italy
[**] **Term:** **14 Years**

D. 365,866 1/1996 Cheng D21/226
D. 366,921 2/1996 Losi, II D21/226
5,408,763 4/1995 Sartor et al. 280/11.22
5,462,297 10/1995 Lee 280/11.22
5,475,936 12/1995 Cavasin 280/11.22

Primary Examiner—Raphael Barkai
Attorney, Agent, or Firm—McAulay Fisher Nissen
Goldberg & Kiel, LLP

[21] **Appl. No.:** **47,821**
[22] **Filed:** **Dec. 8, 1995**

[57] **CLAIM**

The ornamental design for an in-line roller skate, as shown and described.

[30] **Foreign Application Priority Data**

Jul. 19, 1995 [XH] Hague Agreement DM033571

DESCRIPTION

[51] **LOC (6) Cl.** **21-02**
[52] **U.S. Cl.** **D21/226**
[58] **Field of Search** D21/224-226;
D2/904; 280/11.19, 11.2, 11.22, 11.27

FIG. 1 is a perspective view of the in-line roller skate;
FIG. 2 is a left hand side view of the in-line roller skate;
FIG. 3 is a right hand side view thereof;
FIG. 4 is a front view thereof;
FIG. 5 is a rear view thereof;
FIG. 6 is a top view thereof; and,
FIG. 7 is a bottom view of the in-line roller skate.

[56] **References Cited**

U.S. PATENT DOCUMENTS

D. 341,863 11/1993 Cavasin D21/226

1 Claim, 3 Drawing Sheets





Fig. 1




Fig. 2




FIG. 3




FIG. 4

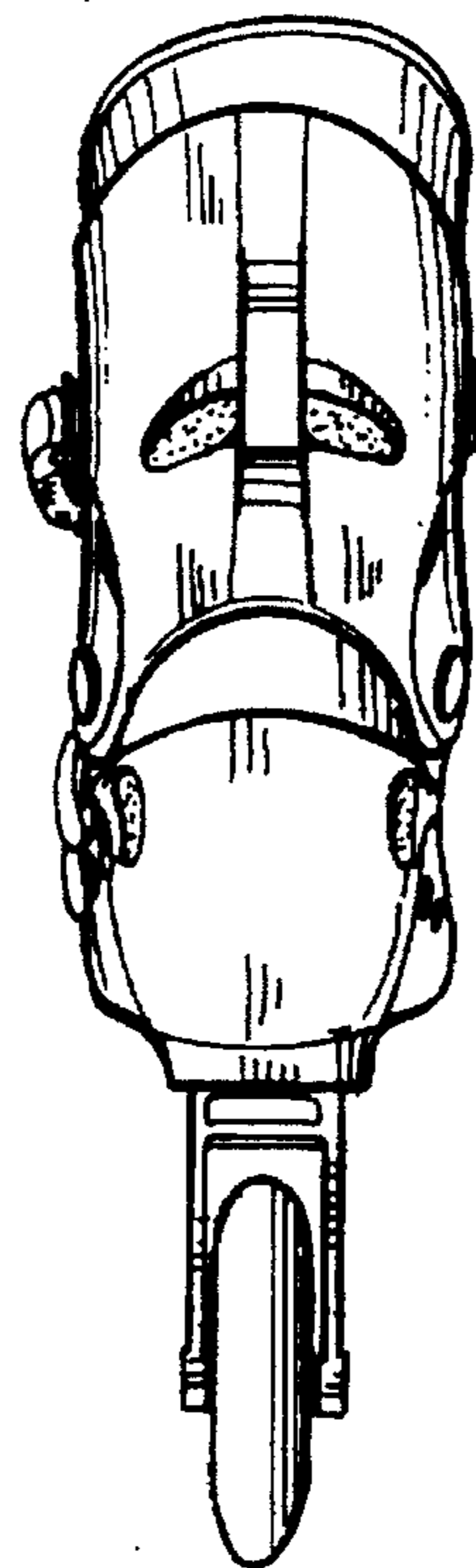


FIG. 5

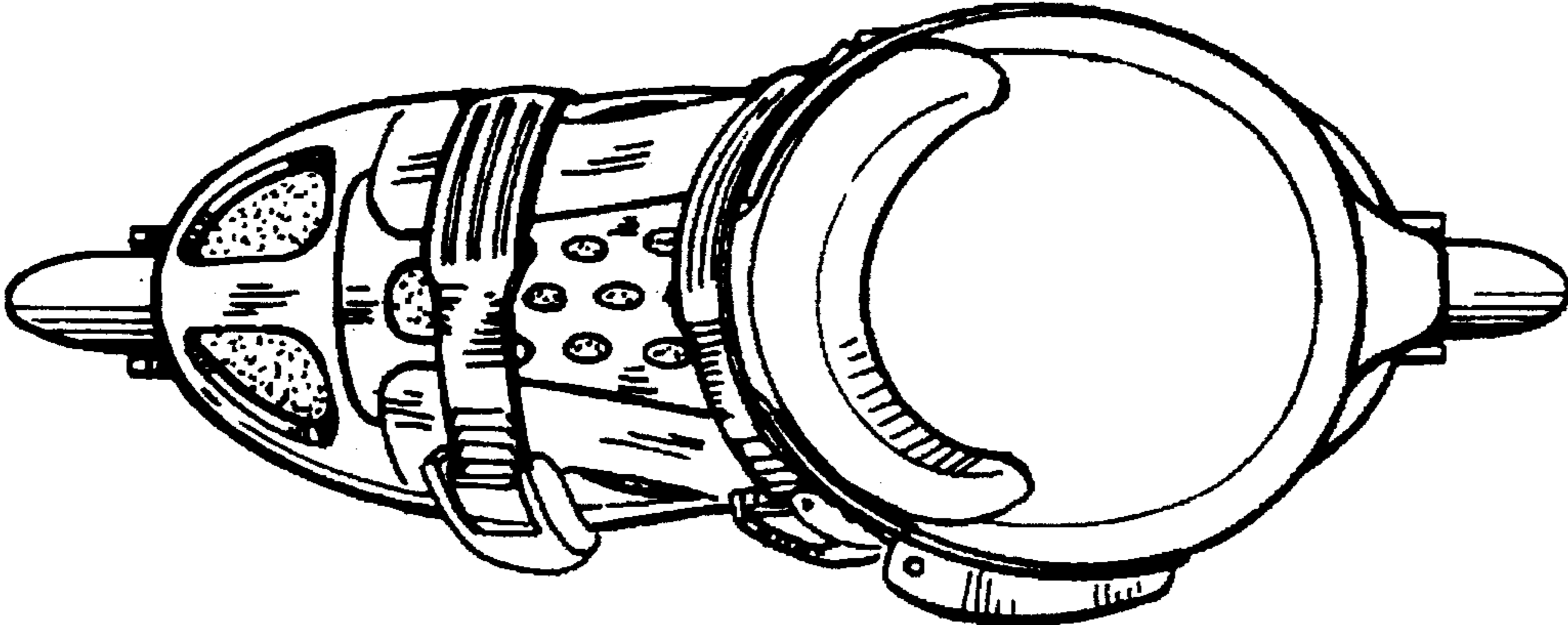


FIG. 6

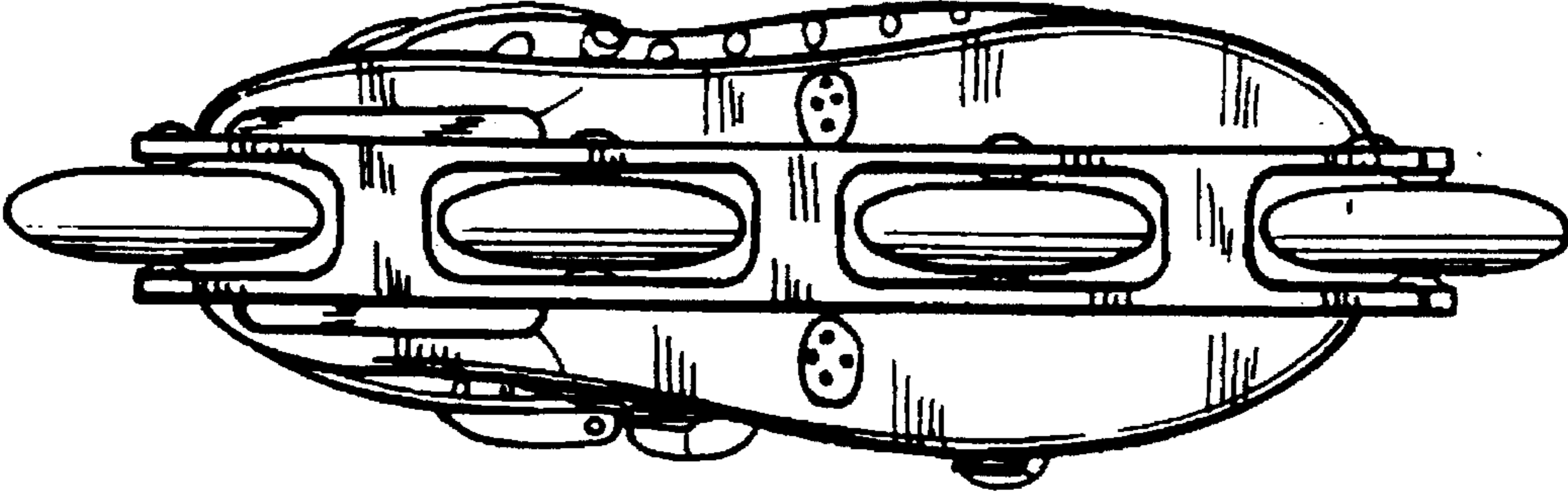


FIG. 7