



US00D383502S

United States Patent [19]

[11] Patent Number: **Des. 383,502**

Schmidt, Jr. et al.

[45] Date of Patent: ****Sep. 9, 1997**

[54] **LOTTO MARKING GUIDE**

5,154,422 10/1992 Highsmith, Sr. et al. 273/148 R
5,158,294 10/1992 Piro 273/148 R

[76] Inventors: **Robert August Schmidt, Jr.**, 1004
Ardmore St., San Angelo, Tex. 76905;
James David Weeks, 3420 Millbrook,
San Angelo, Tex. 76904

Primary Examiner—Ted Shooman
Assistant Examiner—Mitchell I. Siegel
Attorney, Agent, or Firm—John D. Gugliotta

[**] Term: **14 Years**

[57] **CLAIM**

[21] Appl. No.: **49,956**

The ornamental design for a lotto marking guide, as shown and described.

[22] Filed: **Feb. 5, 1996**

DESCRIPTION

[51] **LOC (6) Cl.** **21-02**

[52] **U.S. Cl.** **D21/37**

[58] **Field of Search** D21/37-41; 273/148 R,
273/269

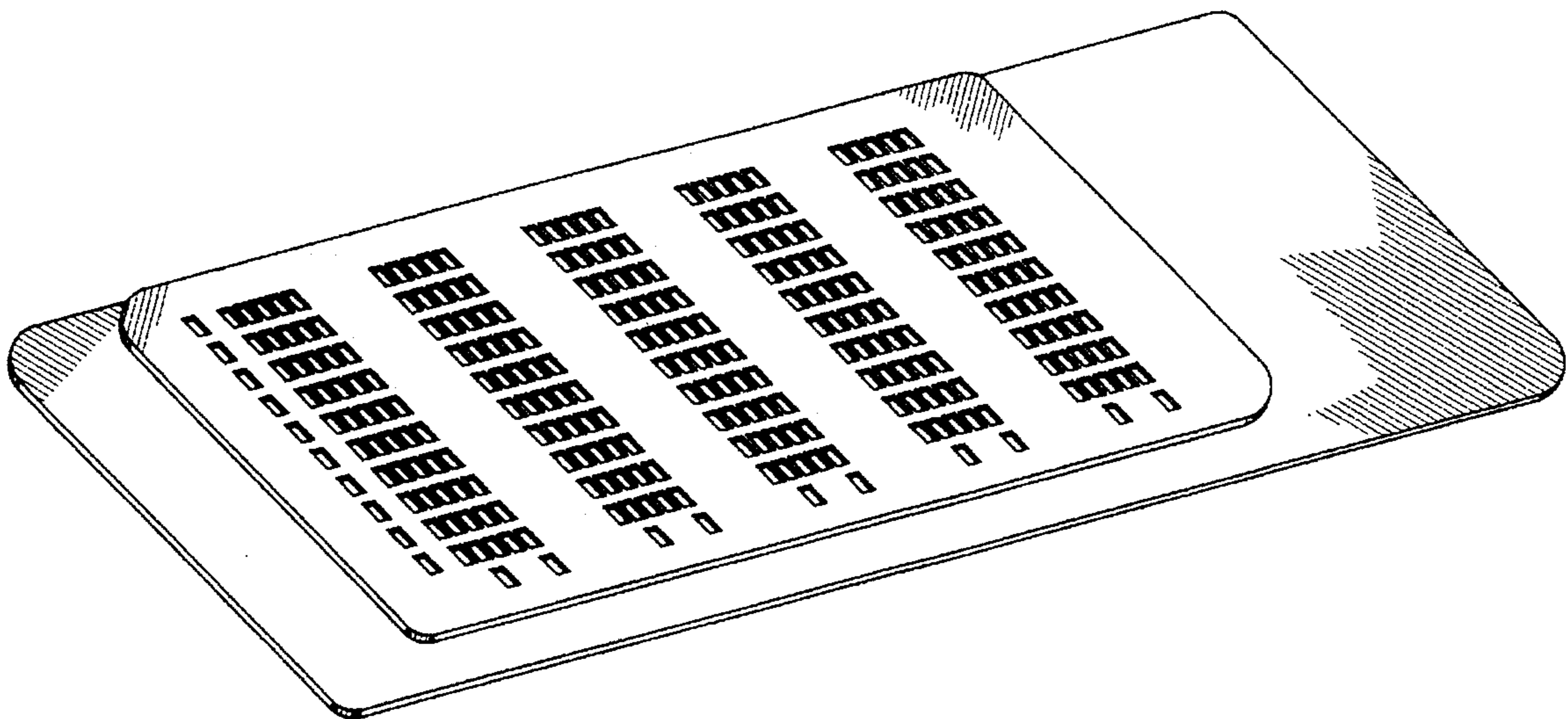
FIG. 1 is a perspective view of a lotto marking guide showing my new design;
FIG. 2 is a top plan view thereof;
FIG. 3 is a left side elevational view thereof, the opposite side being a mirror image;
FIG. 4 is a front elevational view thereof;
FIG. 5 is a back elevational view thereof; and,
FIG. 6 is a bottom plan view thereof.

[56] **References Cited**

U.S. PATENT DOCUMENTS

D. 359,767 6/1995 Scott D21/37
4,586,906 5/1986 Buccieri, Jr. 273/148 X
4,752,073 6/1988 Thompson D21/37 X

1 Claim, 2 Drawing Sheets



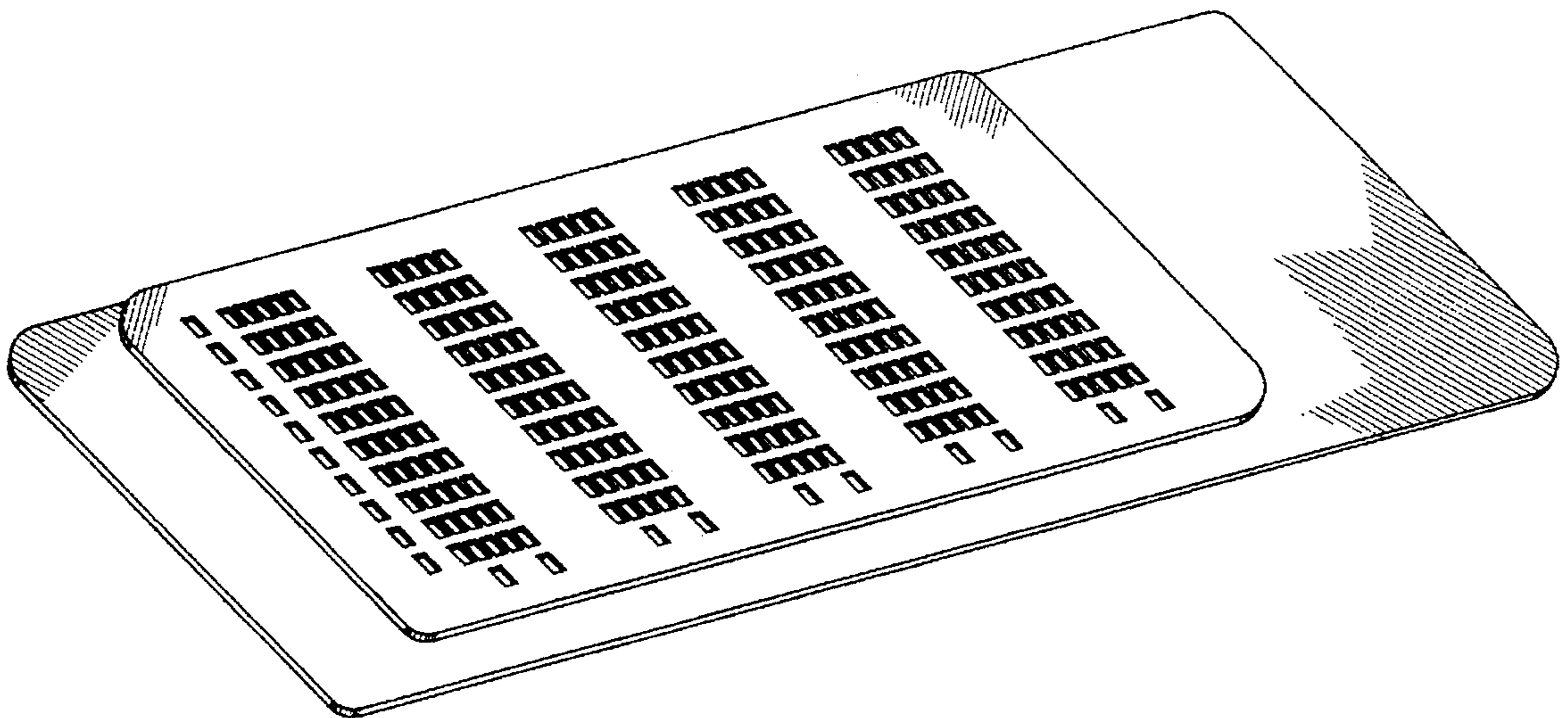


FIG. 1

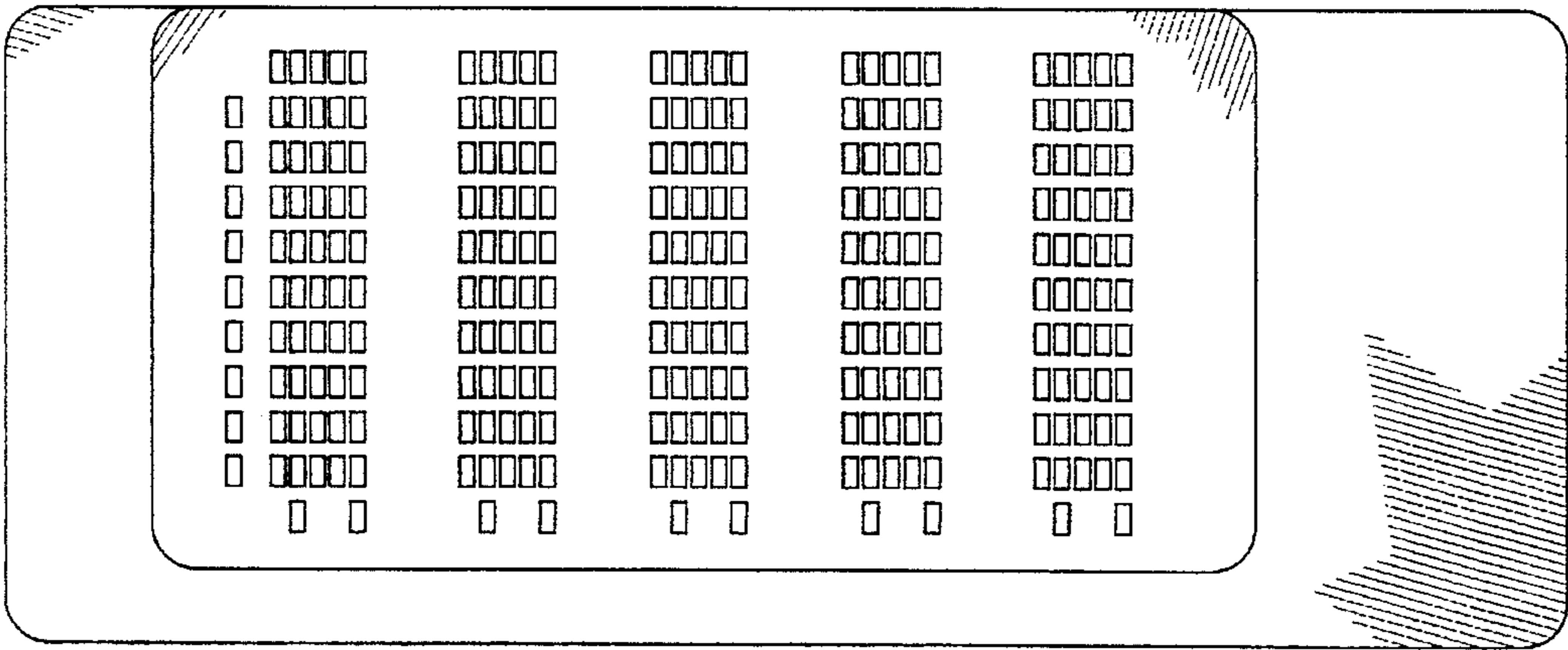


FIG. 2



FIG. 3

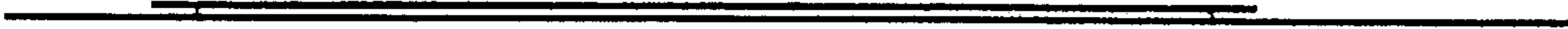


FIG. 4




FIG. 5




FIG. 6