



US00D383501S

United States Patent [19]

[11] Patent Number: **Des. 383,501**

Andre et al.

[45] Date of Patent: ****Sep. 9, 1997**

[54] **EXIT LIGHT**

[75] Inventors: **Gary Stephen Andre**, Conyers;
Richard Born, Grayston, both of Ga.

[73] Assignee: **National Service Industries, Inc.**,
Atlanta, Ga.

[**] Term: **14 Years**

[21] Appl. No.: **50,923**

[22] Filed: **Feb. 29, 1996**

[51] LOC (6) Cl. **20-02**

[52] U.S. Cl. **D20/42**

[58] Field of Search D20/10, 12, 19,
D20/42; 40/563, 544, 541, 570, 584, 617,
1, 545, 575, 547; D18/26; 362/812

[56] **References Cited**

U.S. PATENT DOCUMENTS

3,309,806	3/1967	Gallagher	40/570
4,466,208	8/1984	Logan, Jr. et al.	40/544
5,018,290	5/1991	Kozek et al.	40/570
5,247,756	9/1993	Johnstone	40/570
5,428,912	7/1995	Grondal et al.	40/570

OTHER PUBLICATIONS

Copies of five photographs of previously sold "Exit" sign featuring white base.

Copies of five photographs of previously sold "Exit" sign featuring black base.

Primary Examiner—Susan J. Lucas

Assistant Examiner—Jennifer A. Register

Attorney, Agent, or Firm—James L. Ewing, IV; Kilpatrick & Cody, L.L.P.

[57] **CLAIM**

The ornamental design for an exit light, as shown and described.

DESCRIPTION

FIG. 1 is a perspective view of an exit light according to the present design;

FIG. 2 is a front view thereof;


FIG. 3 is a bottom view thereof;

FIG. 4 is a top plan view thereof;

FIG. 5 is a left side elevational view thereof; and,

FIG. 6 is a right side elevation view thereof.

1 Claim, 2 Drawing Sheets






FIG 1




FIG 2

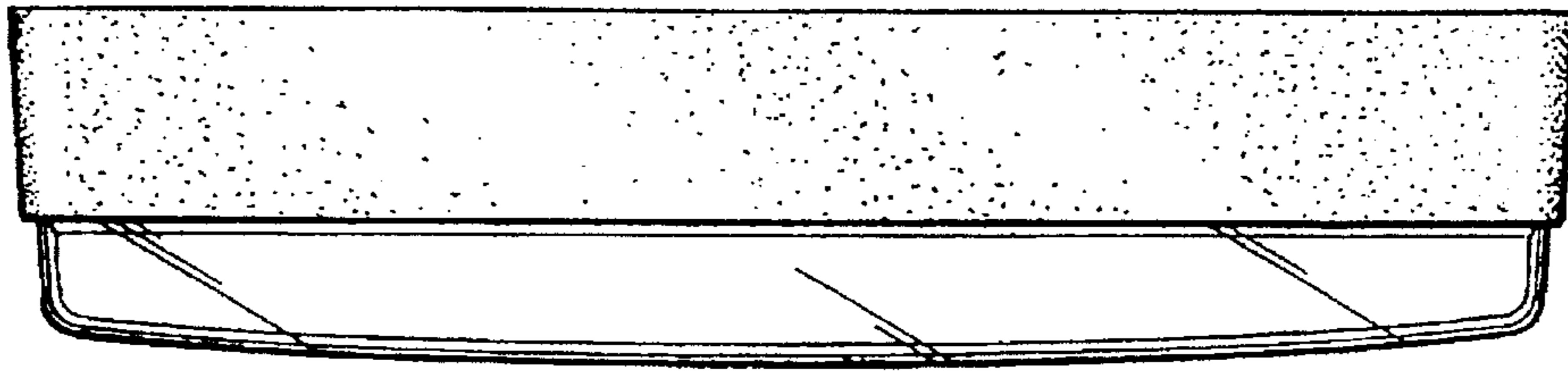


FIG 3

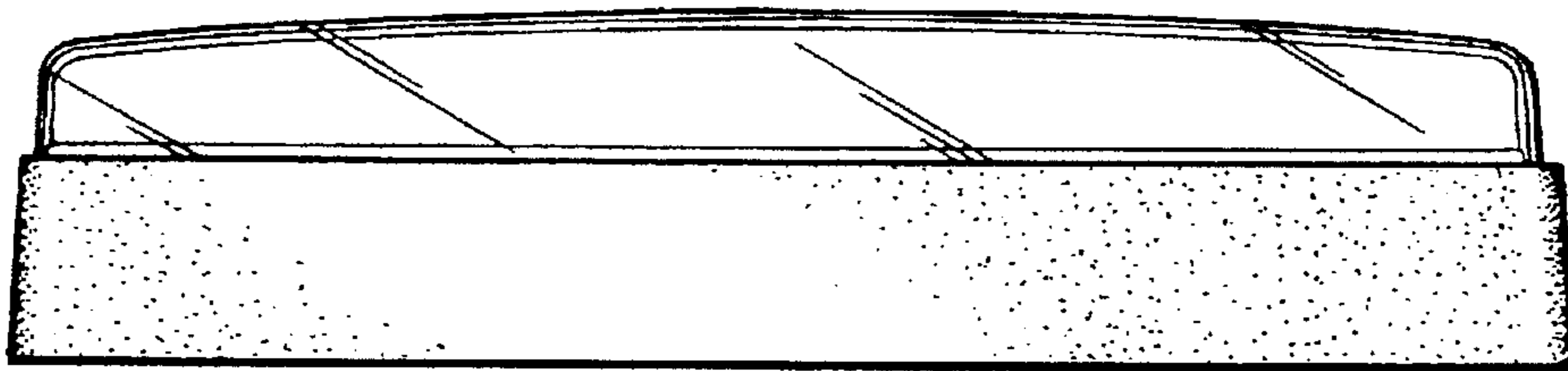


FIG 4



FIG 5

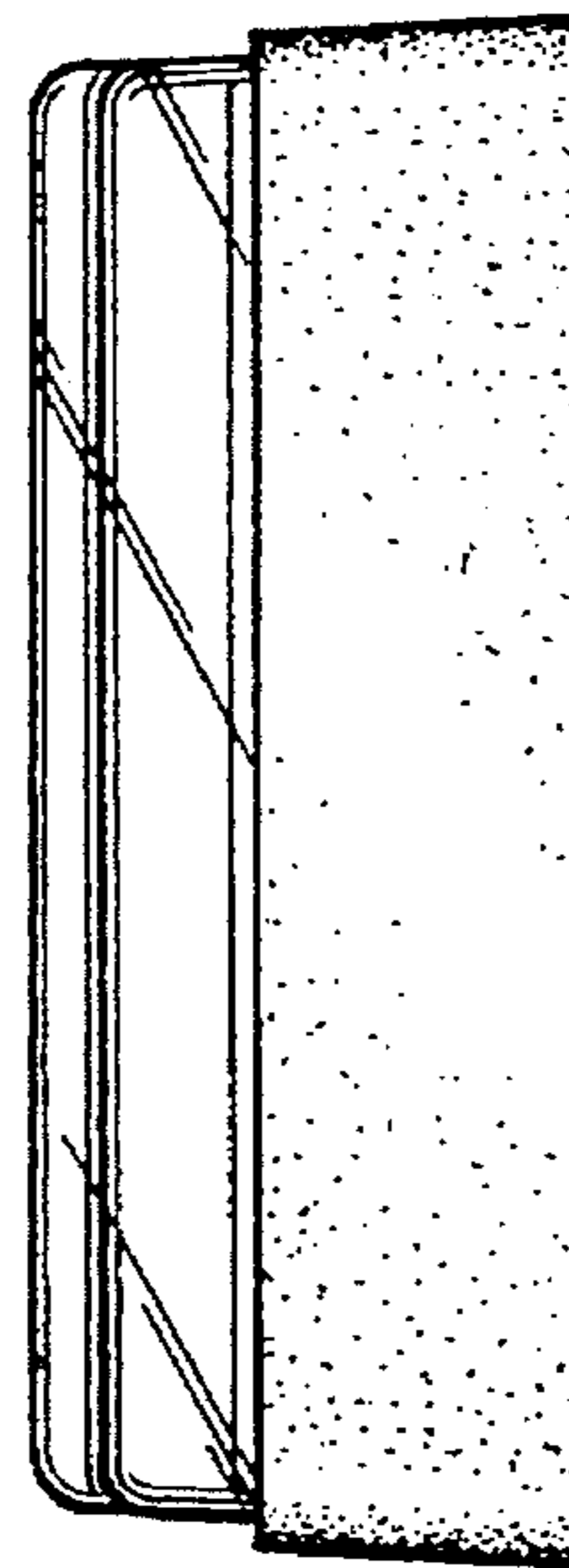


FIG 6