



US00D383496S

United States Patent [19]

[11] Patent Number: **Des. 383,496**

Siegel et al.

[45] Date of Patent: ****Sep. 9, 1997**

[54] **HANDHELD CLIPBOARD**

[75] Inventors: **Polly S. K. Siegel**, Los Altos; **Eric A. Jensen**, Saratoga; **Rick H. Kojima**, Campbell; **Thomas Overthun**, San Francisco; **Vae E. Sun**, Palo Alto, all of Calif.; **Margaret L. Hetfield**, East Northport, N.Y.

[73] Assignee: **Hewlett-Packard Company**, Palo Alto, Calif.

[**] Term: **14 Years**

[21] Appl. No.: **53,810**

[22] Filed: **Apr. 23, 1996**

[51] LOC (6) Cl. **19-02**

[52] U.S. Cl. **D19/88; D19/90; D19/91; D18/2**

[58] Field of Search **D18/2; D19/65, D19/75, 78, 86, 88, 90, 91, 52; 248/441.1, 452, 453; 40/341-349; 281/44, 45; D10/2; 364/706-710.2**

[56] **References Cited**

U.S. PATENT DOCUMENTS

D. 218,720 9/1970 Shahan D19/88 X

D. 240,621	7/1976	Houser	D19/88
D. 243,688	3/1977	Keyko et al.	D19/88
D. 313,819	1/1991	Craft, Jr. et al.	D19/88
D. 341,626	11/1993	Rosmarin, Jr. et al.	D18/2
D. 354,772	1/1995	Flickinger et al.	D19/90 X
5,180,133	1/1993	Chang	248/452

Primary Examiner—Martie Thompson

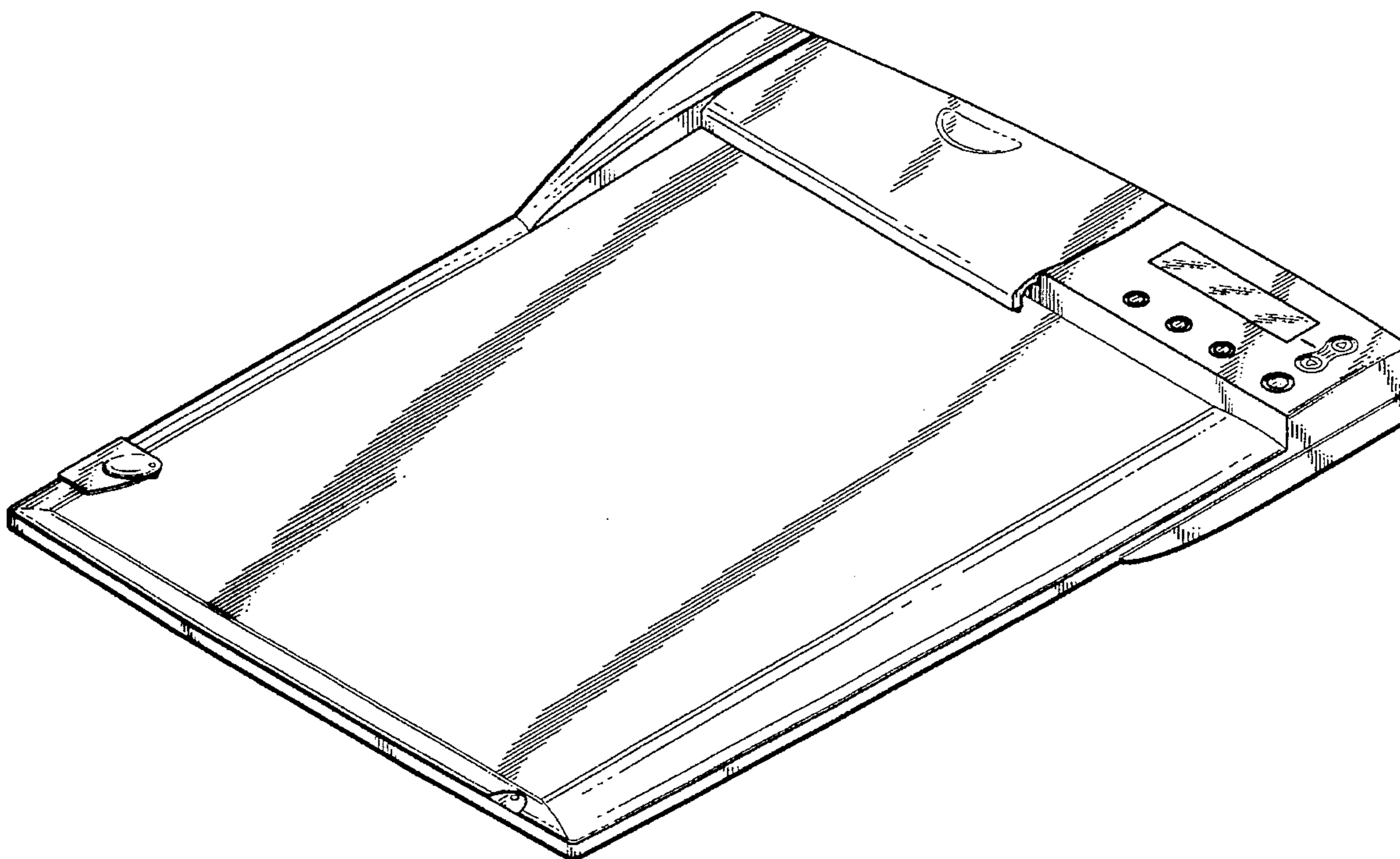
[57] **CLAIM**

The ornamental design for a handheld clipboard, as shown and described.

DESCRIPTION

FIG. 1 is a perspective view of a handheld clipboard showing the design of the present invention;
 FIG. 2 is a plan view of the top of the clipboard of FIG. 1;
 FIG. 3 is a plan view of the bottom of the clipboard of FIG. 1;
 FIG. 4 is a plan view of the left side of the clipboard of FIG. 1;
 FIG. 5 is a plan view of the right side of the clipboard of FIG. 1;
 FIG. 6 is a plan view of the top end of the clipboard of FIG. 1; and,
 FIG. 7 is a plan view of the bottom end of the clipboard of FIG. 1.

1 Claim, 5 Drawing Sheets



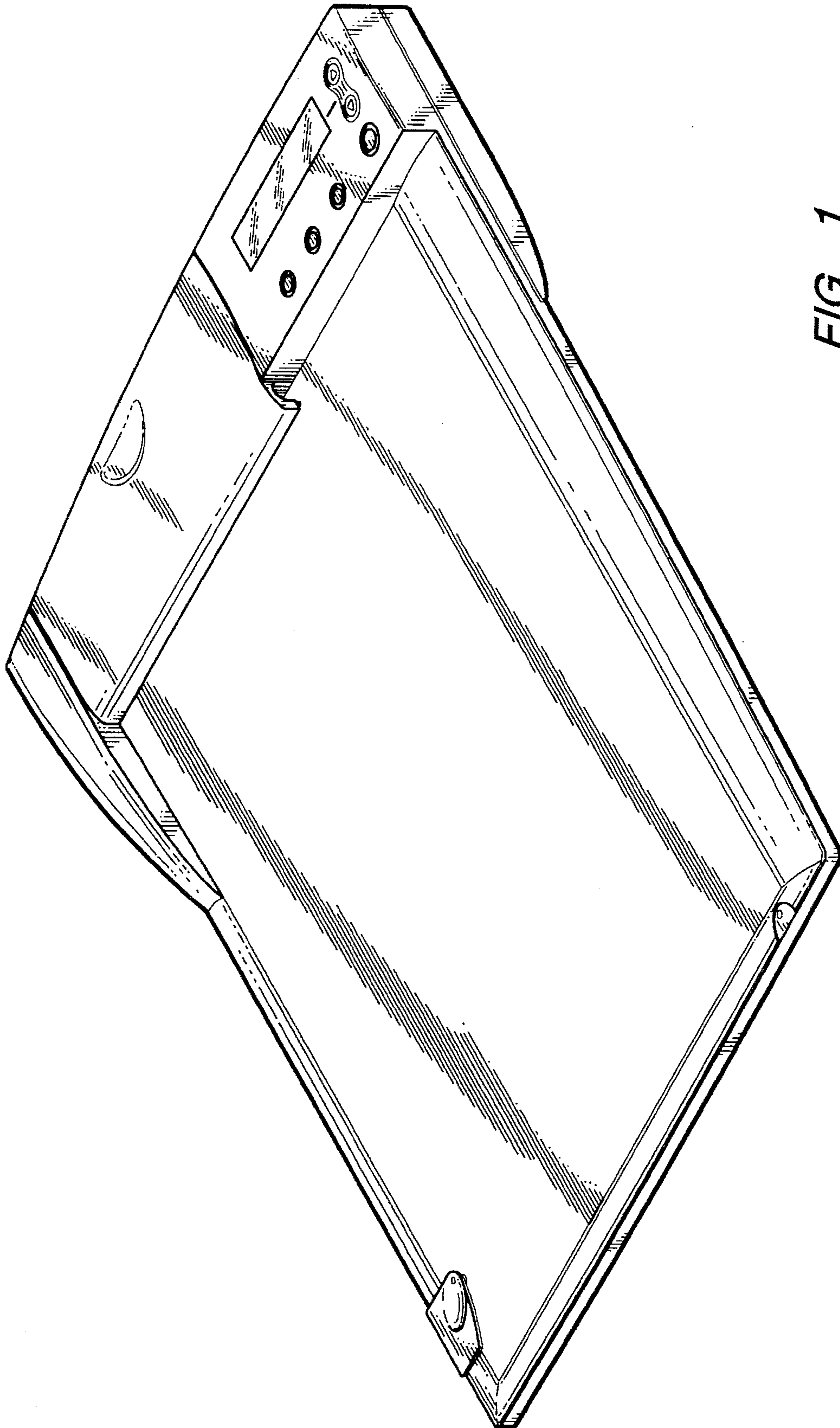


FIG. 1

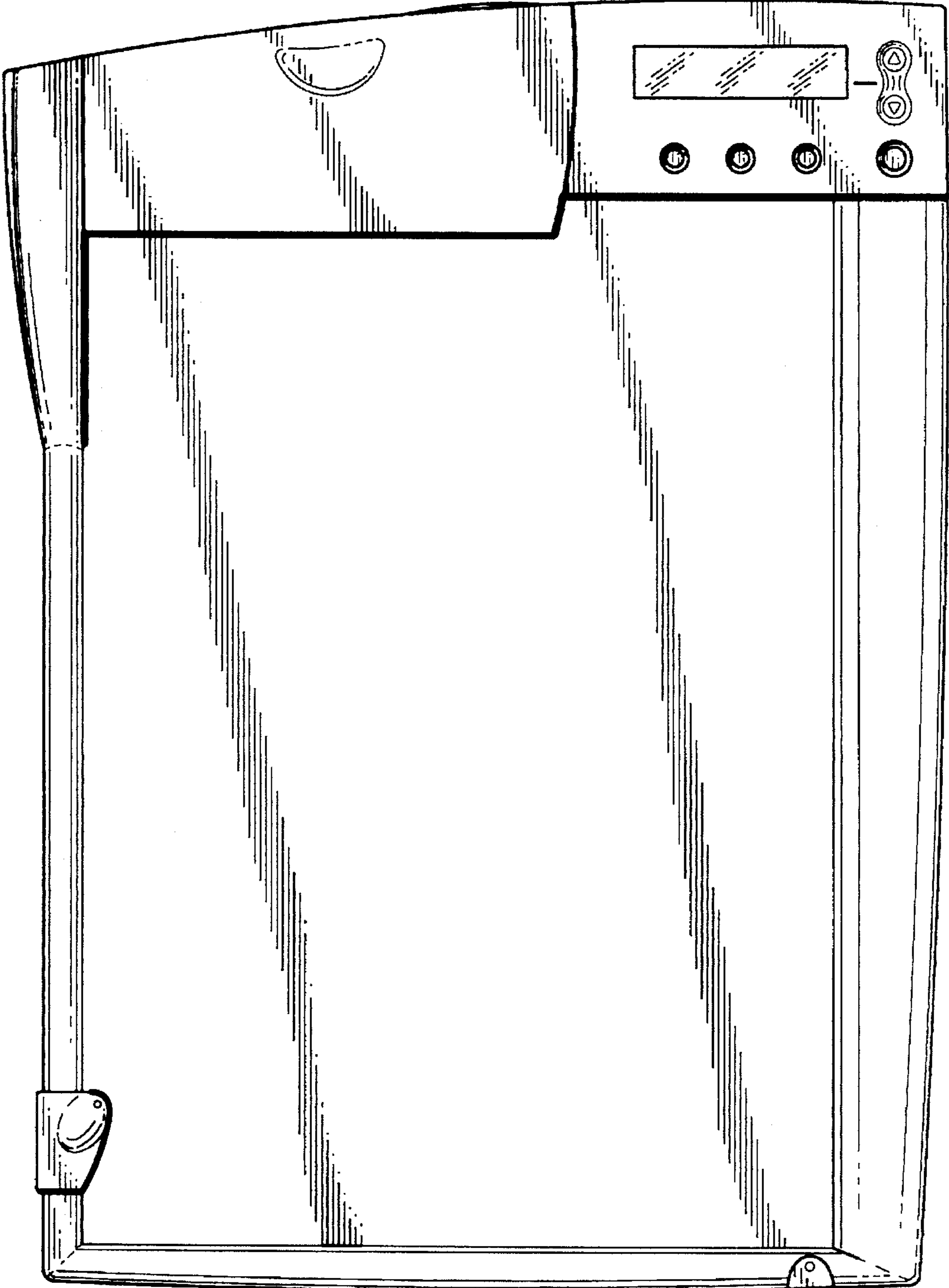


FIG. 2

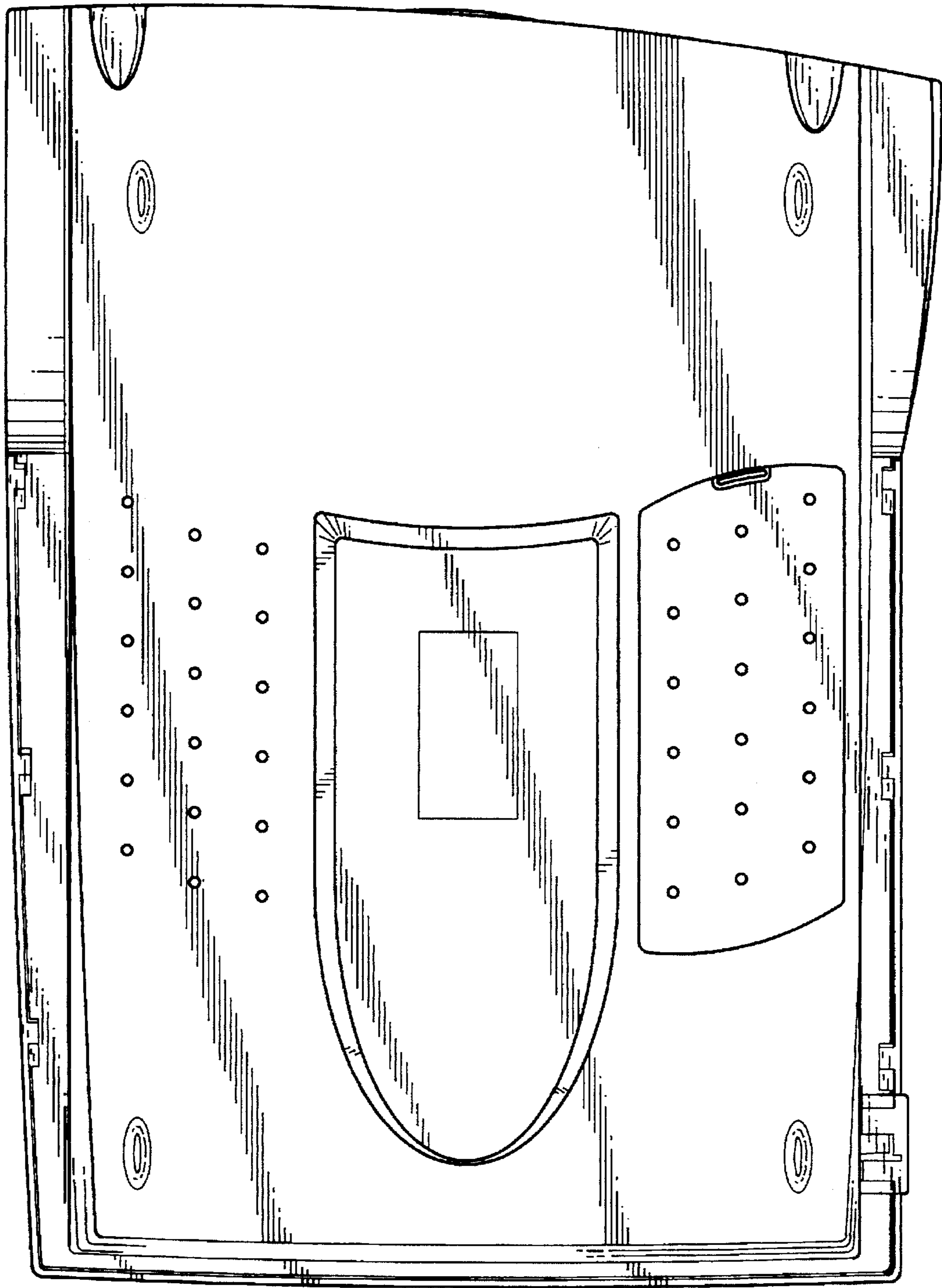


FIG. 3

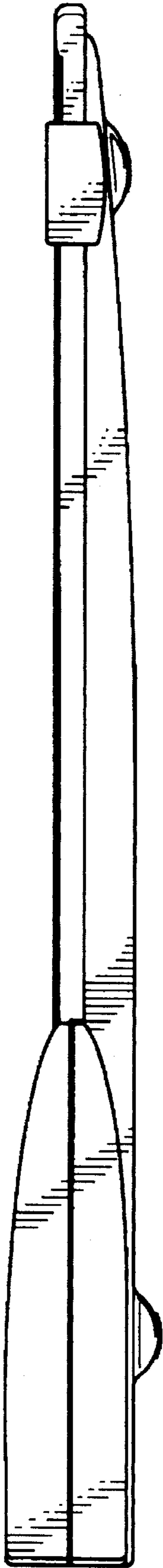


FIG. 4

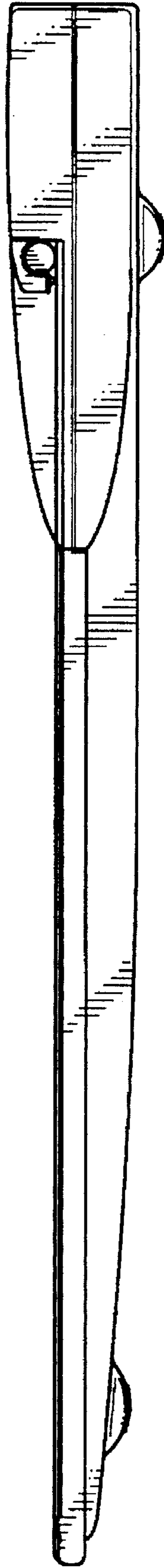


FIG. 5

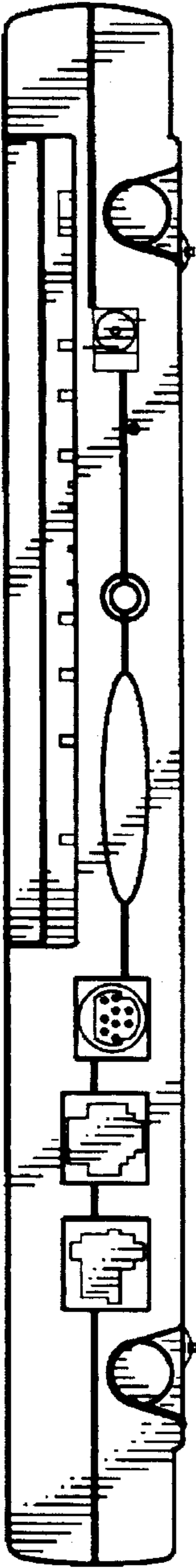


FIG. 6



FIG. 7