



US00D383495S

United States Patent [19]

Mollet

[11] Patent Number: **Des. 383,495**

[45] Date of Patent: ****Sep. 9, 1997**

[54] **CASING FOR BALLPOINT PENS**
[76] Inventor: **Paul Mollet**, Rue Laurent Vandenhoven
59, 1040 Bruxelles, Belgium

[**] Term: **14 Years**

[21] Appl. No.: **50,414**

[22] Filed: **Feb. 16, 1996**

[30] **Foreign Application Priority Data**

Aug. 16, 1995 [XH] Hague Agreement DM/033-851

[51] LOC (6) Cl. **19-06**

[52] U.S. Cl. **D19/85; D27/186; D19/77;
D3/224; D3/228**

[58] **Field of Search** D3/206, 224, 228;
D19/35, 65, 75, 77, 81-85; 206/214, 224,
371; 211/69, 69.1-69.9; 224/250-252, 253,
255, 269, 248, 904, 914, 922

[56] **References Cited**

U.S. PATENT DOCUMENTS

D. 131,029 1/1942 Russell D3/228
D. 240,226 6/1976 Sjostrand D3/224

D. 280,676 9/1985 Williams D3/224
D. 305,777 1/1990 Lee D19/85
D. 345,052 3/1994 Stokke et al. D3/228
D. 365,850 1/1996 Romans D19/84 X
863,036 8/1907 Mieden 206/371 X
2,412,938 12/1946 Anoth 211/69.9 X
2,812,563 11/1957 Barber 211/69.8 X

Primary Examiner—Martie Thompson
Attorney, Agent, or Firm—Panitch Schwarze Jacobs &
Nadel, P.C.

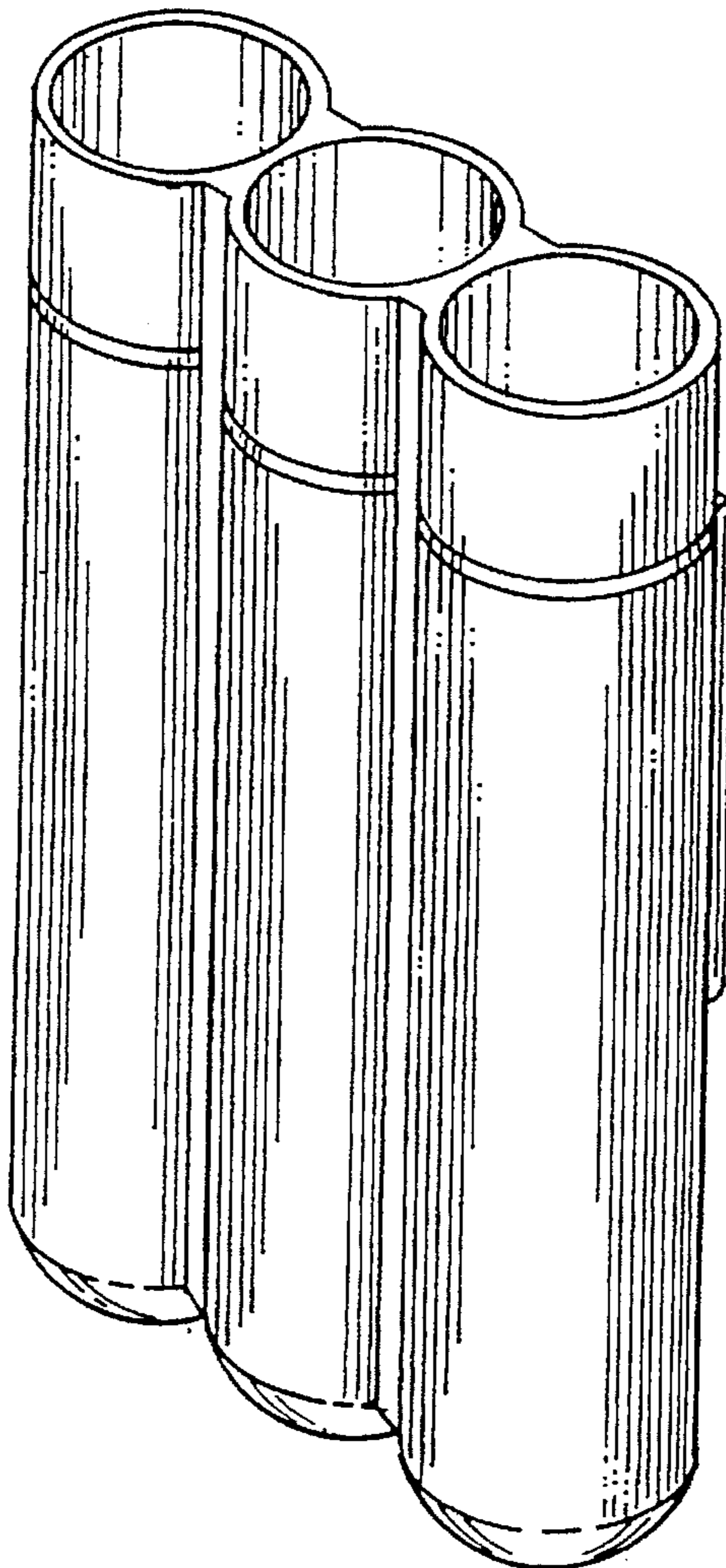
[57] **CLAIM**

The ornamental design for a casing for ballpoint pens, as shown and described.

DESCRIPTION

FIG. 1 is a front elevational view of a casing for ballpoint pens in accordance with my new design;
FIG. 2 is a rear elevational view thereof;
FIG. 3 is a top plan view thereof;
FIG. 4 is a bottom plan view thereof;
FIG. 5 is a left side elevational view thereof;
FIG. 6 is a right side elevational view thereof; and,
FIG. 7 is a perspective view thereof.

1 Claim, 2 Drawing Sheets



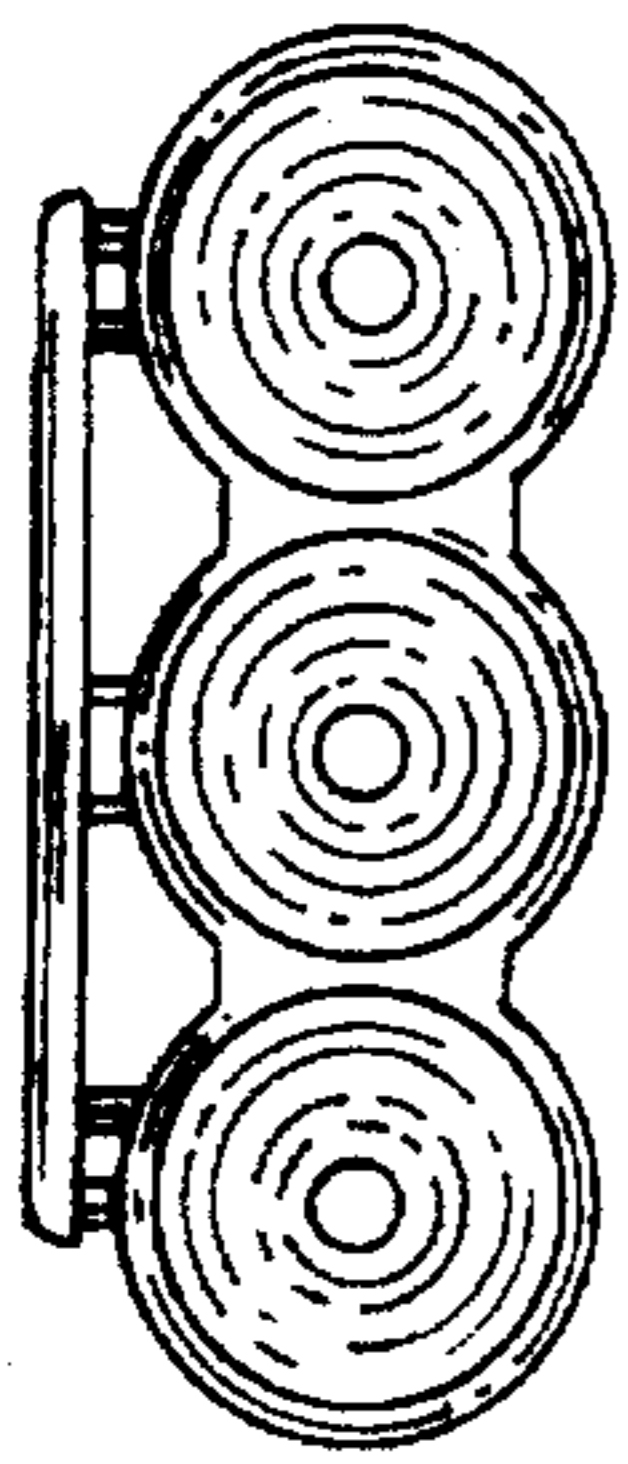


Fig. 3




Fig. 1

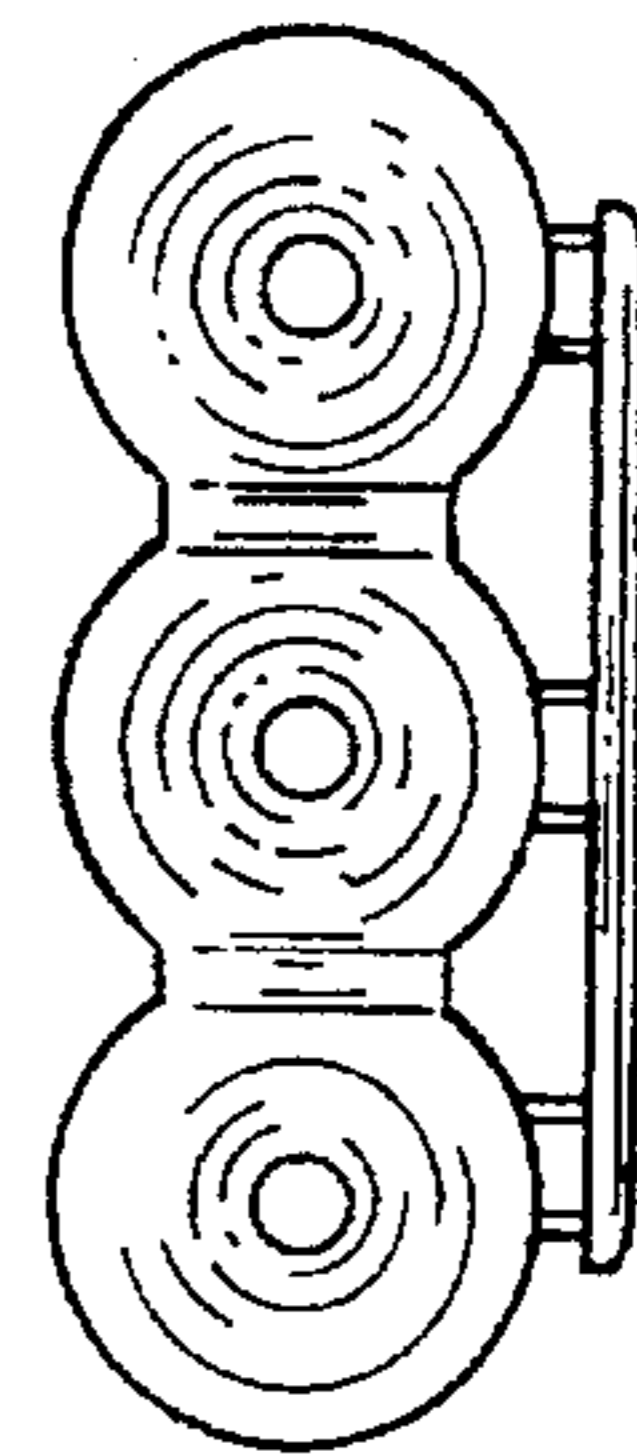


Fig. 4




Fig. 5




Fig. 6

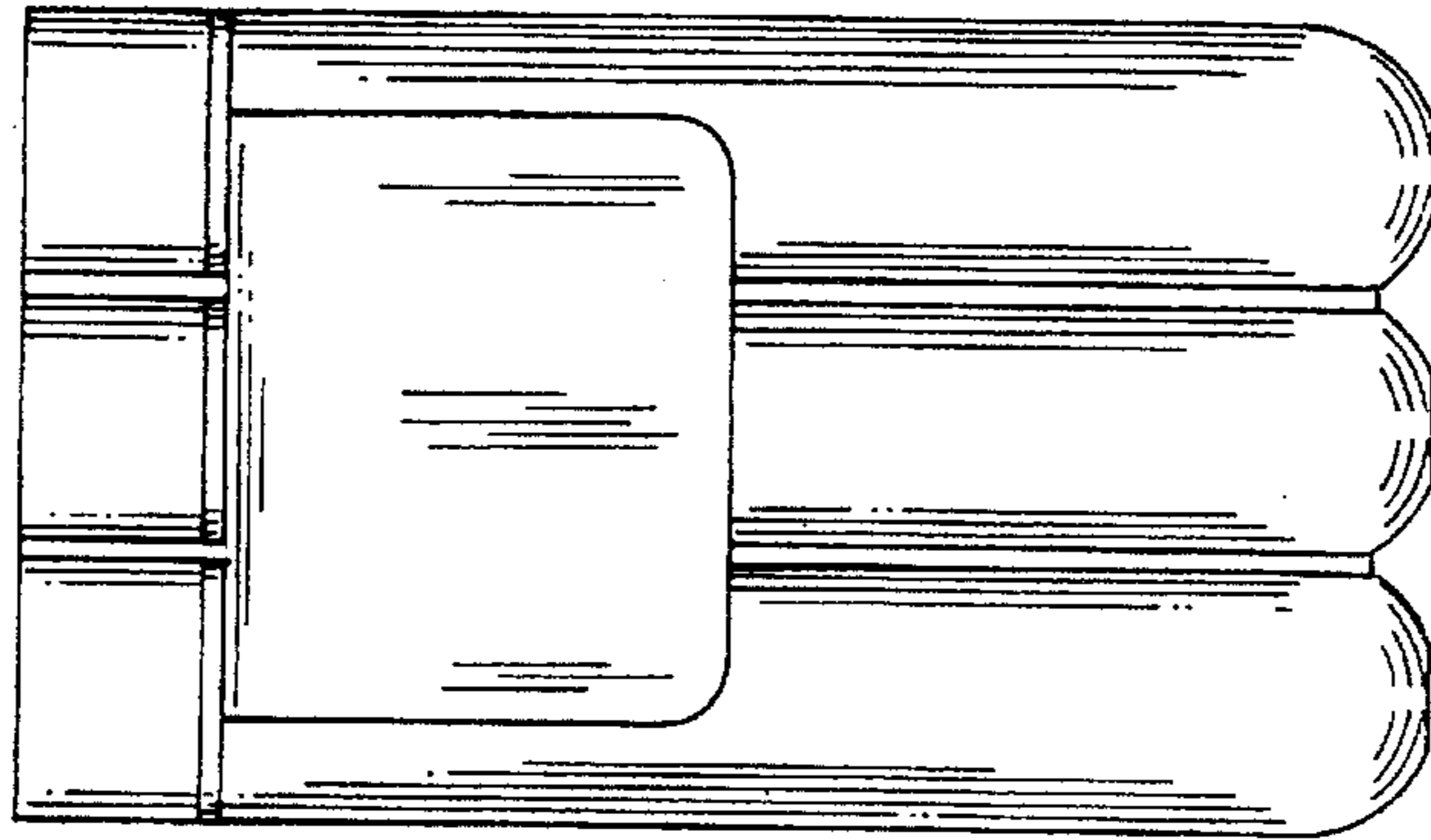


Fig. 2

Fig. 7

