



US00D383494S

United States Patent [19]
Polenberg

[11] **Patent Number:** **Des. 383,494**
[45] **Date of Patent:** ****Sep. 9, 1997**

[54] **WRITING INSTRUMENT**
[75] **Inventor:** **Myron Polenberg**, New York, N.Y.
[73] **Assignee:** **Swiss Army Brand, Ltd.**, Shelton, Conn.
[**] **Term:** **14 Years**
[21] **Appl. No.:** **52,648**
[22] **Filed:** **Apr. 4, 1996**
[51] **LOC (6) Cl.** **19-06**
[52] **U.S. Cl.** **D19/48; D19/51; D19/56**
[58] **Field of Search** **D19/35, 36, 41-51, D19/53-58, 81-85; 401/99, 100, 103, 104, 209**

D. 362,020 9/1995 Waldinger D19/48
D. 362,460 9/1995 Young D19/48
D. 364,641 11/1995 Osterhout D19/36
D. 365,364 12/1995 Tseng D19/50
D. 367,887 3/1996 Compte D19/51

Primary Examiner—Martie Thompson
Attorney, Agent, or Firm—McAulay Fisher Nissen Goldberg & Kiel, LLP

[57] **CLAIM**

The ornamental design for a writing instrument, as shown and described.

DESCRIPTION

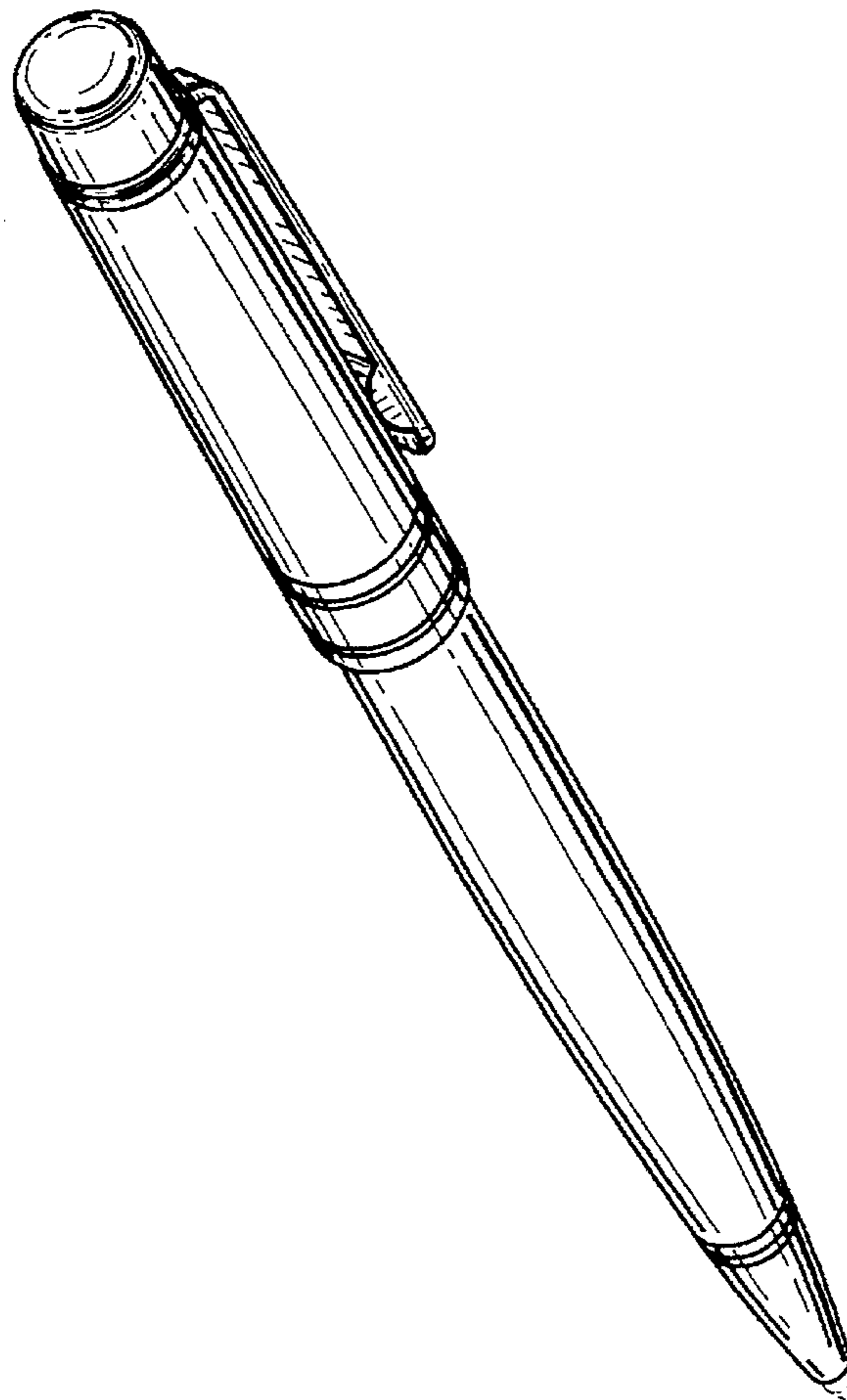
FIG. 1 is a left side elevational view of a writing instrument showing my new design;
FIG. 2 is a top plan view;
FIG. 3 is a bottom plan view;
FIG. 4 is a front elevational view;
FIG. 5 is a right side elevational view; and,
FIG. 6 is a perspective view thereof.
The writing instrument tip depicted by means of broken lines in FIGS. 1 and 3 through 6 has been shown for illustrative purposes only and forms no part of the claimed design.

[56] **References Cited**

U.S. PATENT DOCUMENTS

D. 286,649 11/1986 Hamel D19/48
D. 323,189 1/1992 Tu D19/48
D. 324,067 2/1992 Katami D19/51
D. 330,217 10/1992 Booker D19/51 X
D. 339,378 9/1993 Verhaegue D19/51
D. 352,311 11/1994 Waldinger D19/51
D. 355,441 2/1995 Rosenbaum D19/57 X

1 Claim, 2 Drawing Sheets



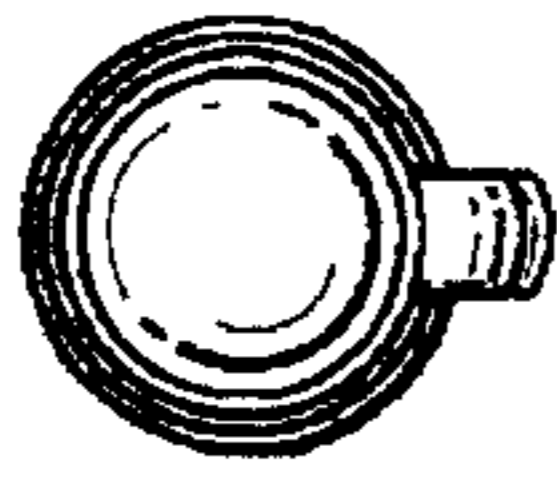


FIG. 2




FIG. 1

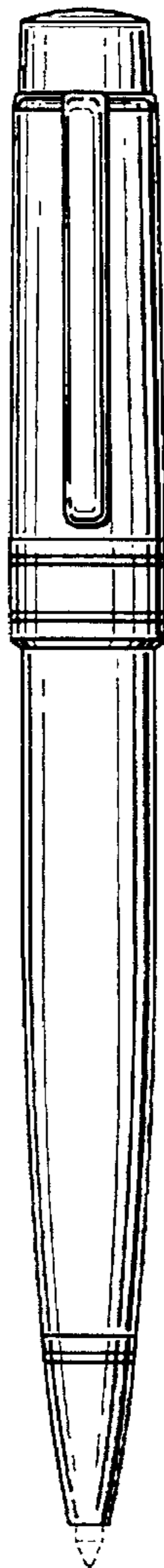


FIG. 4

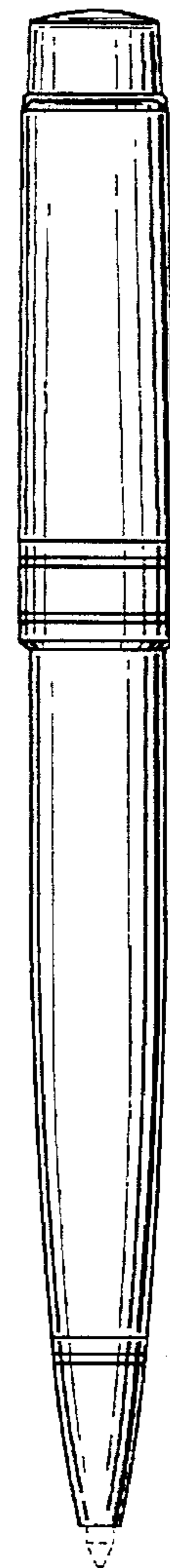


FIG. 5

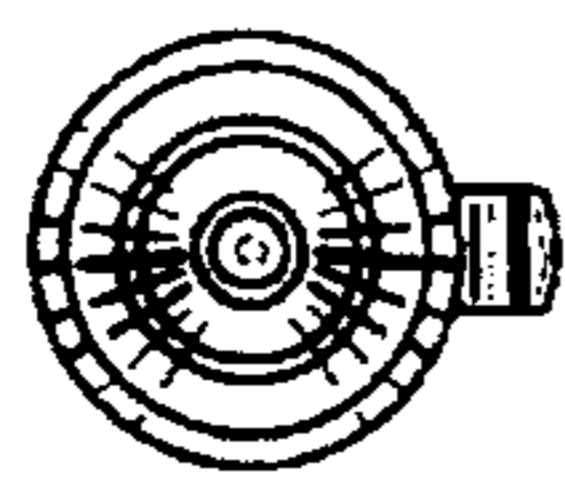


FIG. 3

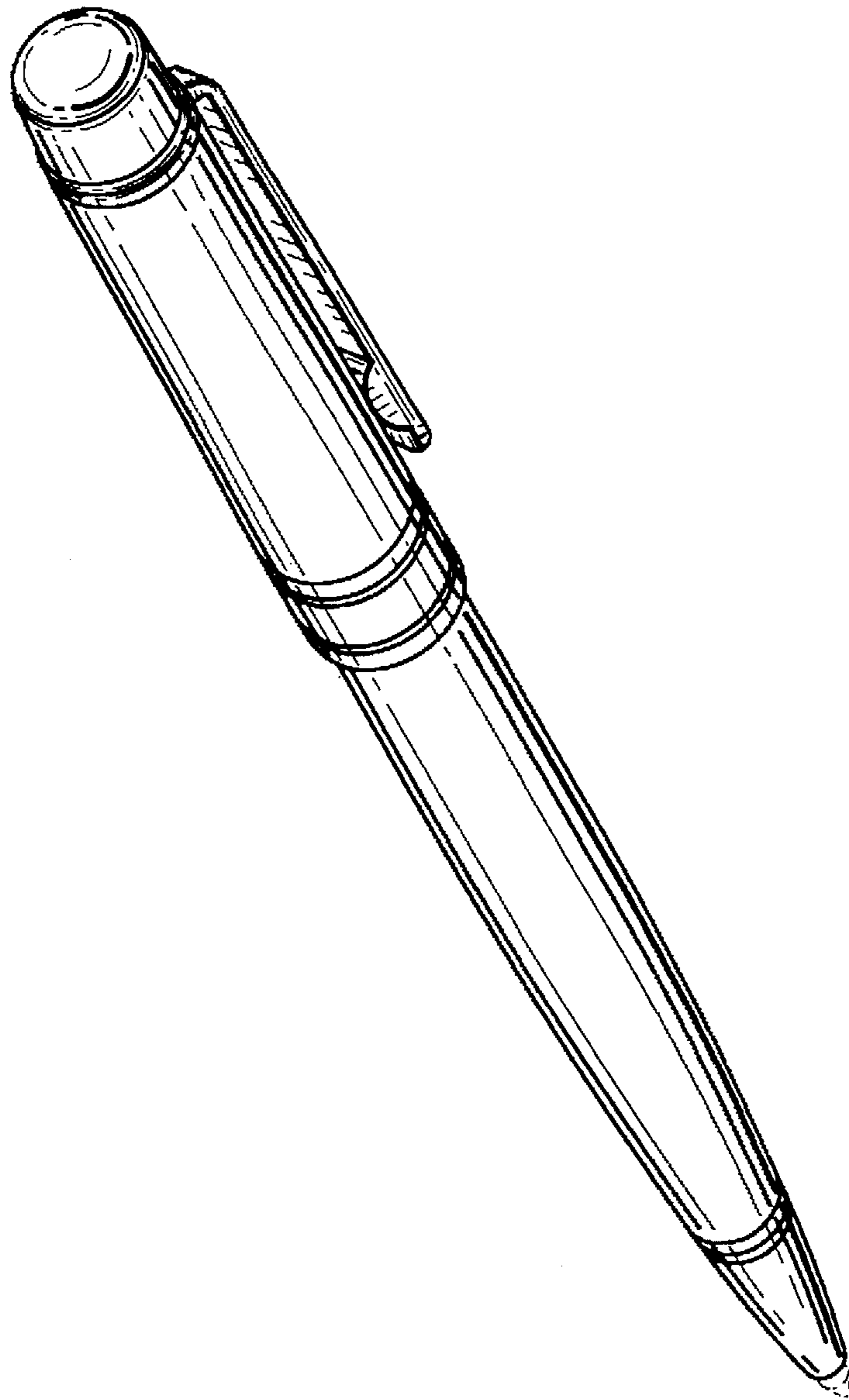


FIG. 6