



US00D383479S

United States Patent [19]
Guo

[11] **Patent Number: Des. 383,479**
[45] **Date of Patent: **Sep. 9, 1997**

[54] **EYEGLOSS TEMPLE**

[76] Inventor: **Jin-Shoei Guo**, No. 19, Alley 2, Lane
279 Chung Cheng Road, Yung Kang,
Tainan, Taiwan

[**] Term: **14 Years**

[21] Appl. No.: **51,600**

[22] Filed: **Mar. 14, 1996**

[51] **LOC (6) Cl.** **16-06**

[52] **U.S. Cl.** **D16/335; D16/321**

[58] **Field of Search** D16/300, 306-310,
D16/313-317, 321, 323-330, 335-338,
341, 342; 351/41, 44, 51-52, 111, 113,
117-119, 158; D11/160

[56] **References Cited**

U.S. PATENT DOCUMENTS

D. 142,827 11/1945 Barrett et al. D16/335

D. 179,605 1/1957 Kono D16/335
D. 183,096 6/1958 Hirschman D16/335
D. 183,827 11/1958 Coval D16/335

Primary Examiner—Raphael Barkai
Attorney, Agent, or Firm—Pro-Techtor International

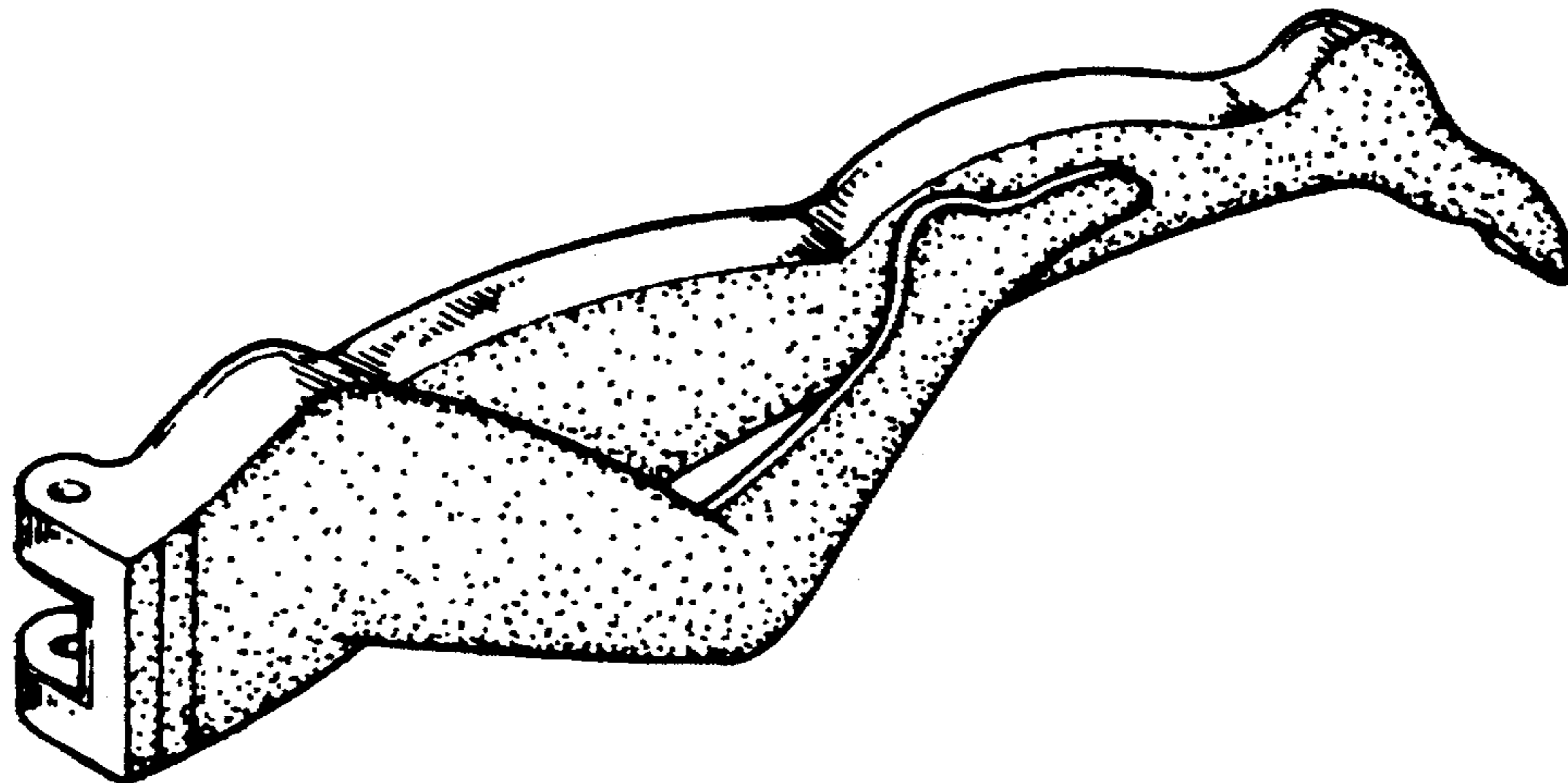
[57] **CLAIM**

The ornamental design for an eyeglass temple, as shown.

DESCRIPTION

FIG. 1 is a perspective view of an eyeglass temple showing my new design;
FIG. 2 is a front elevational view of the design;
FIG. 3 is a rear elevational view of the design;
FIG. 4 is a top plan view of the design;
FIG. 5 is a bottom plan view of the design;
FIG. 6 is a left side elevational view of the design; and,
FIG. 7 is a right side elevational view of the design.

1 Claim, 2 Drawing Sheets



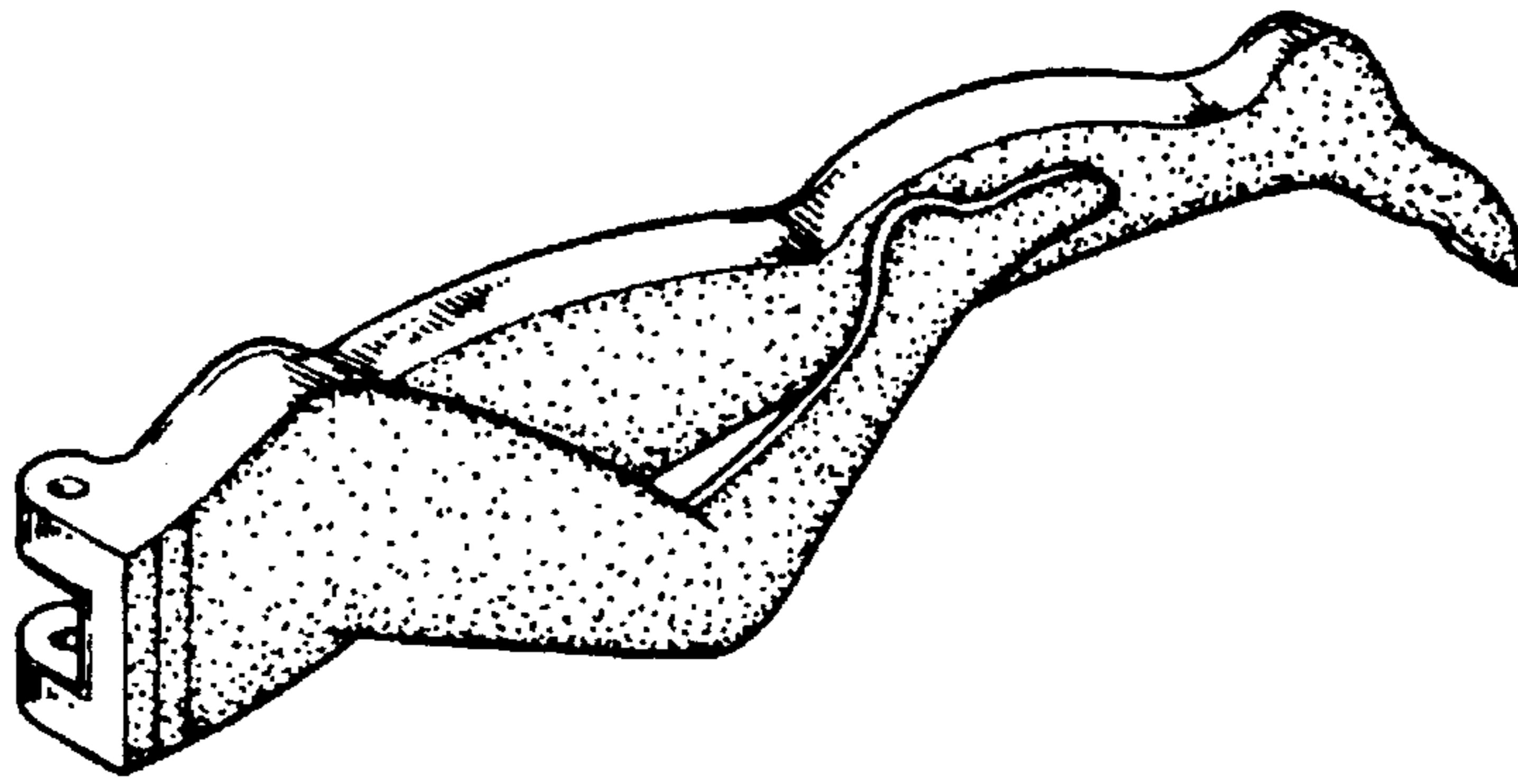


FIG. 1

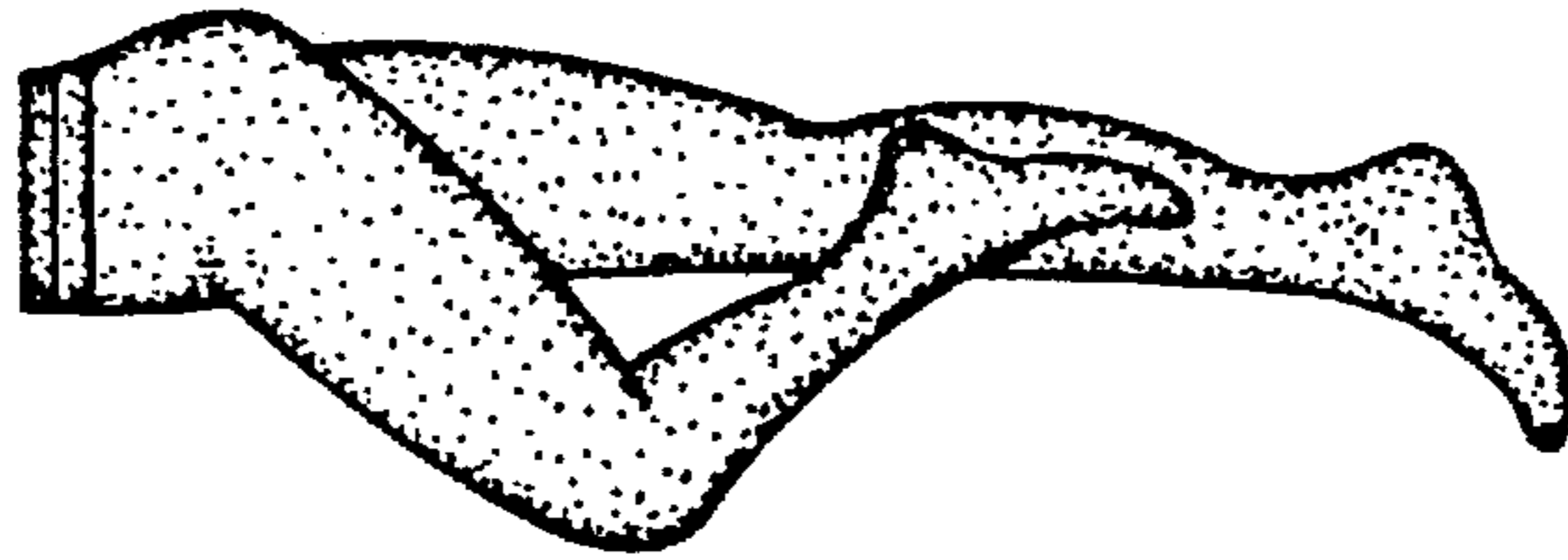


FIG. 2



FIG. 3

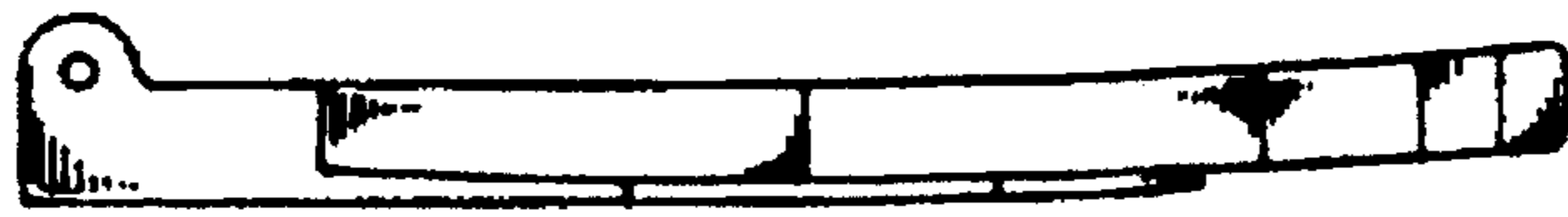


FIG. 4




FIG. 5

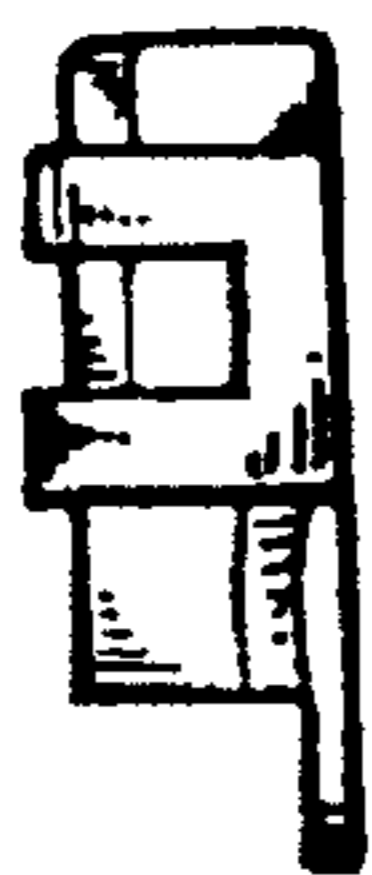


FIG. 6



FIG. 7