



US00D383432S

United States Patent [19]

Starr et al.

[11] **Patent Number: Des. 383,432**

[45] **Date of Patent: **Sep. 9, 1997**

[54] **TRUCK BOX CAP EXTERIOR SURFACE**

5,056,855 10/1991 Moravsky 296/100 X
5,209,543 5/1993 Harkins, Jr. 296/100

[75] Inventors: **John R. Starr**, Woodhaven; **Joseph A. Papai**, Bloomfield Township, both of Mich.

Primary Examiner—Doris V. Coles
Assistant Examiner—Catherine R. Oliver
Attorney, Agent, or Firm—Mark P. Calcaterra

[73] Assignee: **Chrysler Corporation**, Auburn Hills, Mich.

[57] **CLAIM**

[**] Term: **14 Years**

The ornamental design for a truck cap box exterior surface, as shown and described.

[21] Appl. No.: **46,887**

DESCRIPTION

[22] Filed: **Nov. 20, 1995**

FIG. 1 is a front and left side perspective view of a truck cap box exterior surface showing our new design;
FIG. 2 is a rear and left side perspective view thereof;
FIG. 3 is a left side view thereof, it being understood that the side opposite to that shown is a mirror image thereof;
FIG. 4 is a front view thereof;
FIG. 5 is a rear view thereof; and,
FIG. 6 is a top view thereof.

[51] **LOC (6) CL. 12-16**

[52] **U.S. Cl. D12/404**

[58] **Field of Search D12/404, 403, D12/402, 401; 296/99.1, 100, 102, 104, 105, 10, 26, 27**

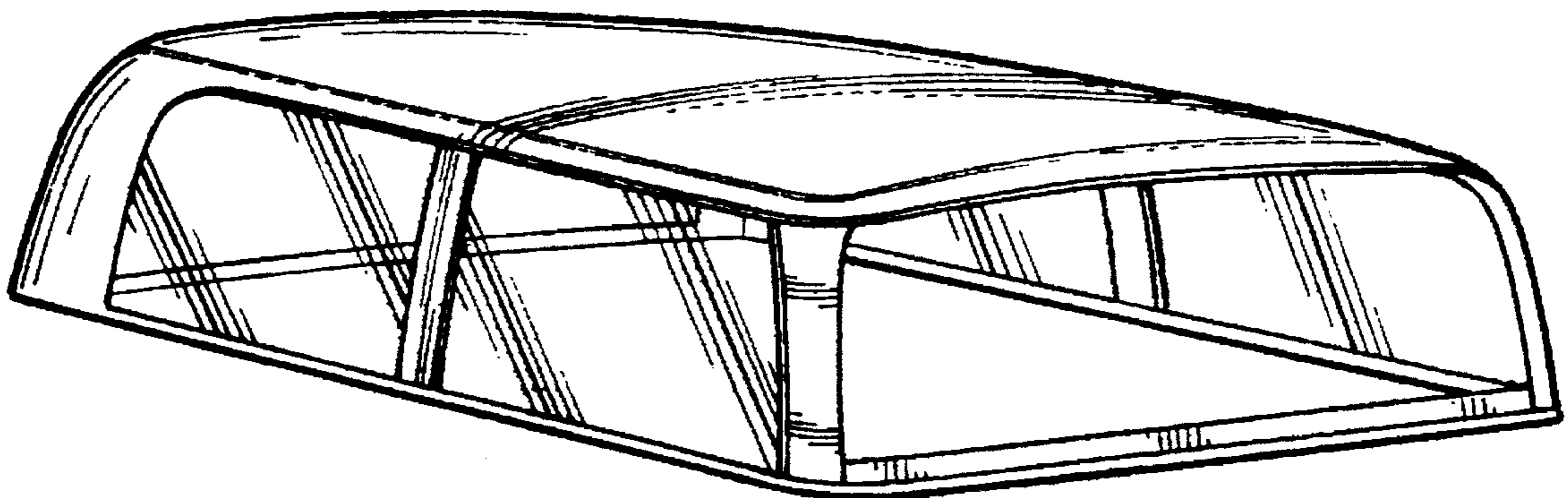
The broken line showing throughout the drawings is for illustration only and forms no part of the subject design. It will be understood that the bottom of the truck box cap exterior surface is plain and unornamented.

[56] **References Cited**

U.S. PATENT DOCUMENTS

D. 316,843	5/1991	Oldham	D12/404
D. 328,049	7/1992	Sturtevant	D12/404
D. 352,024	11/1994	Hebets	D12/401
5,016,935	5/1991	Semple	296/100 X

1 Claim, 2 Drawing Sheets



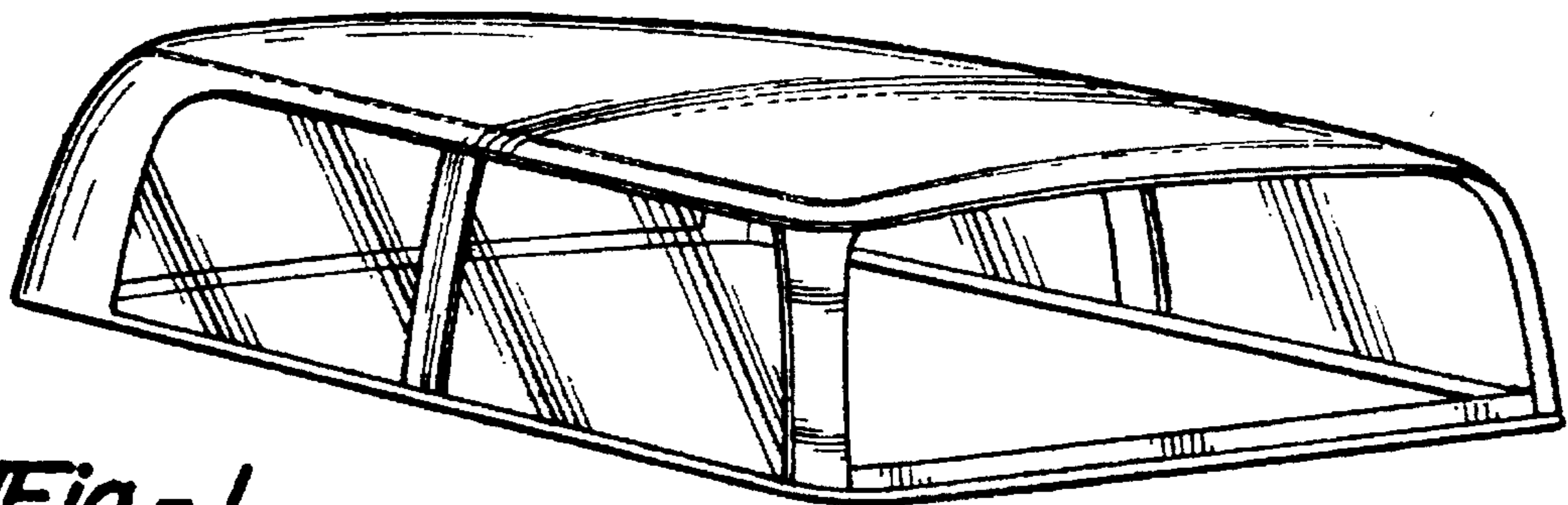


Fig - 1

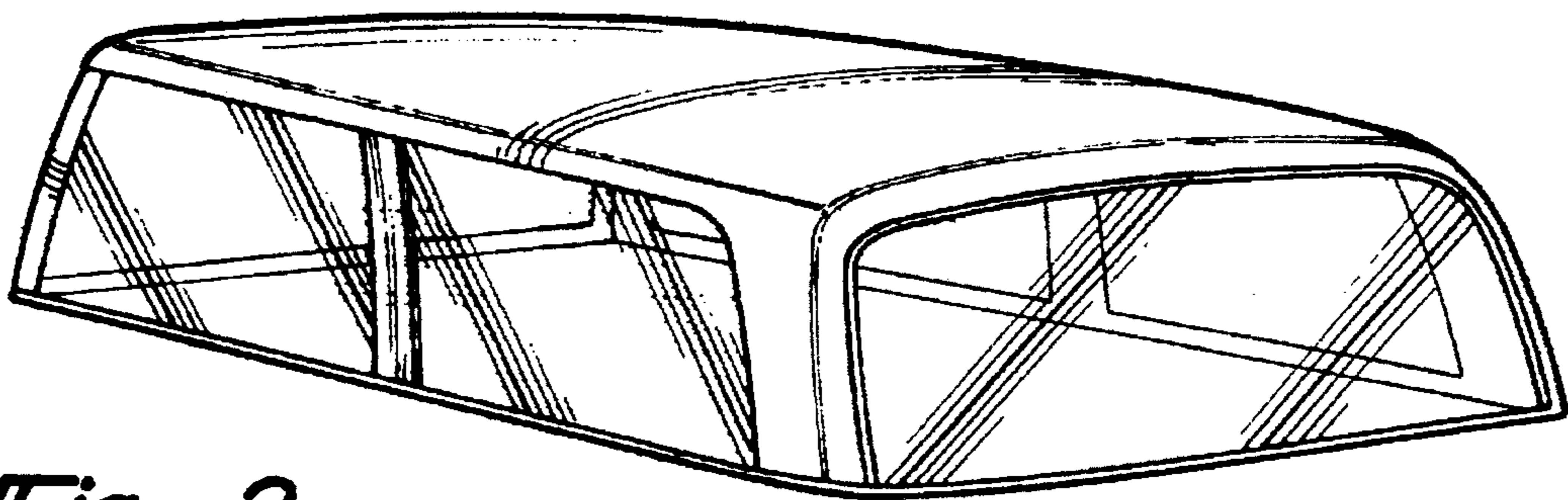


Fig - 2




Fig - 3

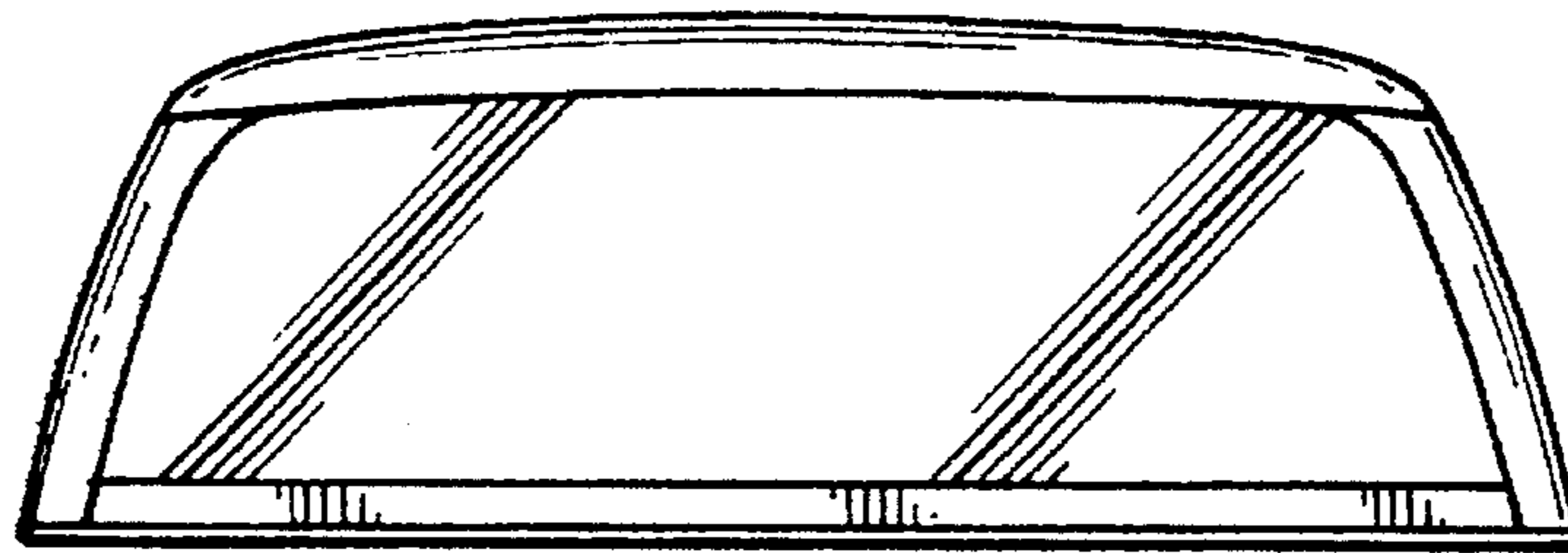


Fig - 4




Fig - 5

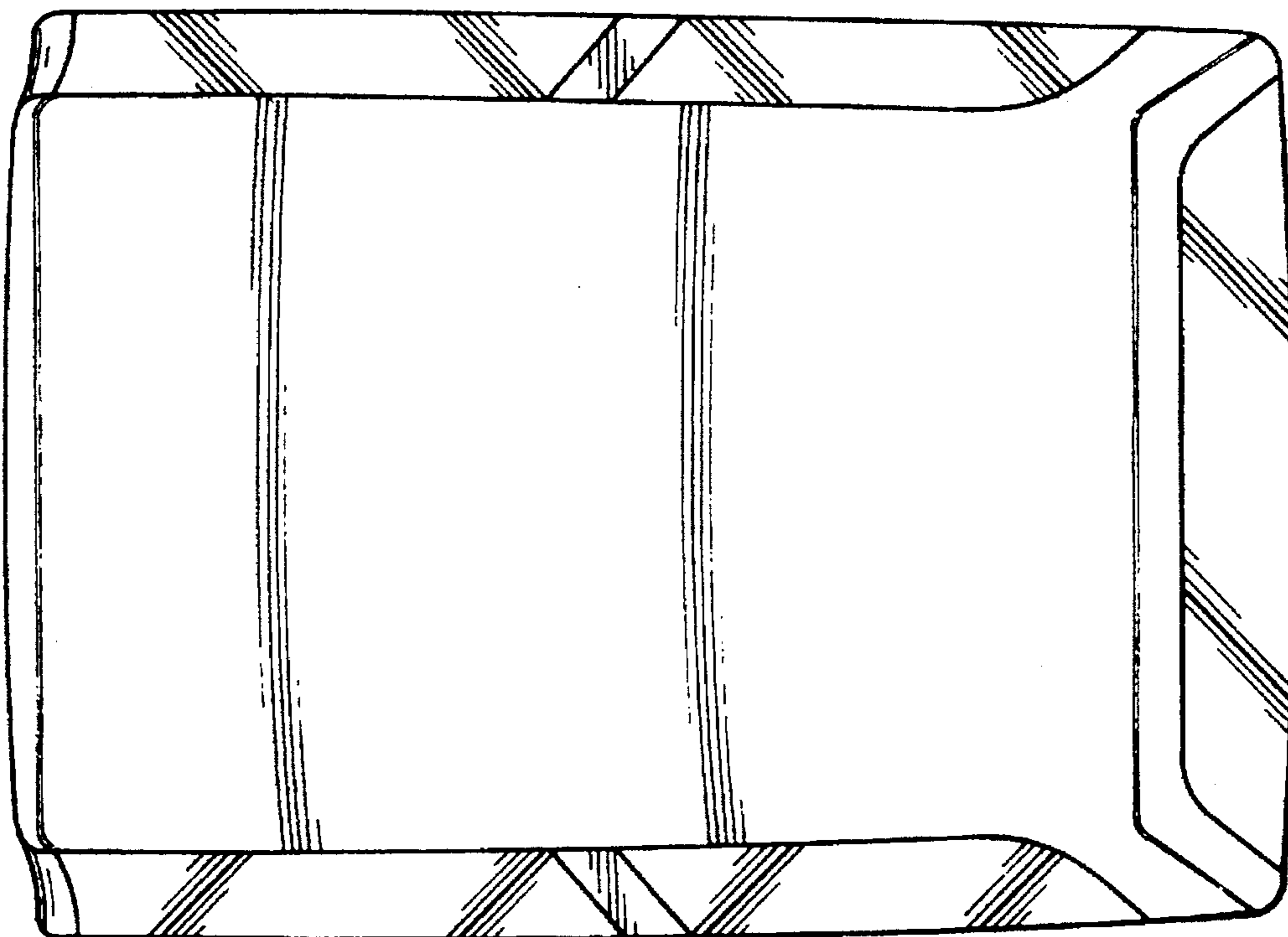


Fig - 6