



US00D383428S

United States Patent [19]

Brown et al.

[11] Patent Number: **Des. 383,428**

[45] Date of Patent: ****Sep. 9, 1997**

[54] **CUSTOM WHEEL**

[76] Inventors: **Larry P. Brown**, 274 W. Los Flores Dr., Altadena, Calif. 91001; **Frederick D. Brown**, 3732 S. Dalton Ave., Los Angeles, Calif. 90018

[**] Term: **14 Years**

[21] Appl. No.: **51,167**

[22] Filed: **Mar. 4, 1996**

[51] LOC (6) Cl. **12-16**

[52] U.S. Cl. **D12/209**

[58] Field of Search D12/204-211;
301/64.1, 65, 37.1

[56] **References Cited**

U.S. PATENT DOCUMENTS

D. 337,562 7/1993 Hareide D12/209

D. 340,438 10/1993 Sheeler D12/209
D. 347,203 5/1994 Buyze et al. D12/211
D. 351,821 10/1994 Oka D12/209
D. 367,461 2/1996 Chung D12/209

Primary Examiner—James Gandy
Assistant Examiner—Stacia Sinuik
Attorney, Agent, or Firm—Lyon & Lyon LLP

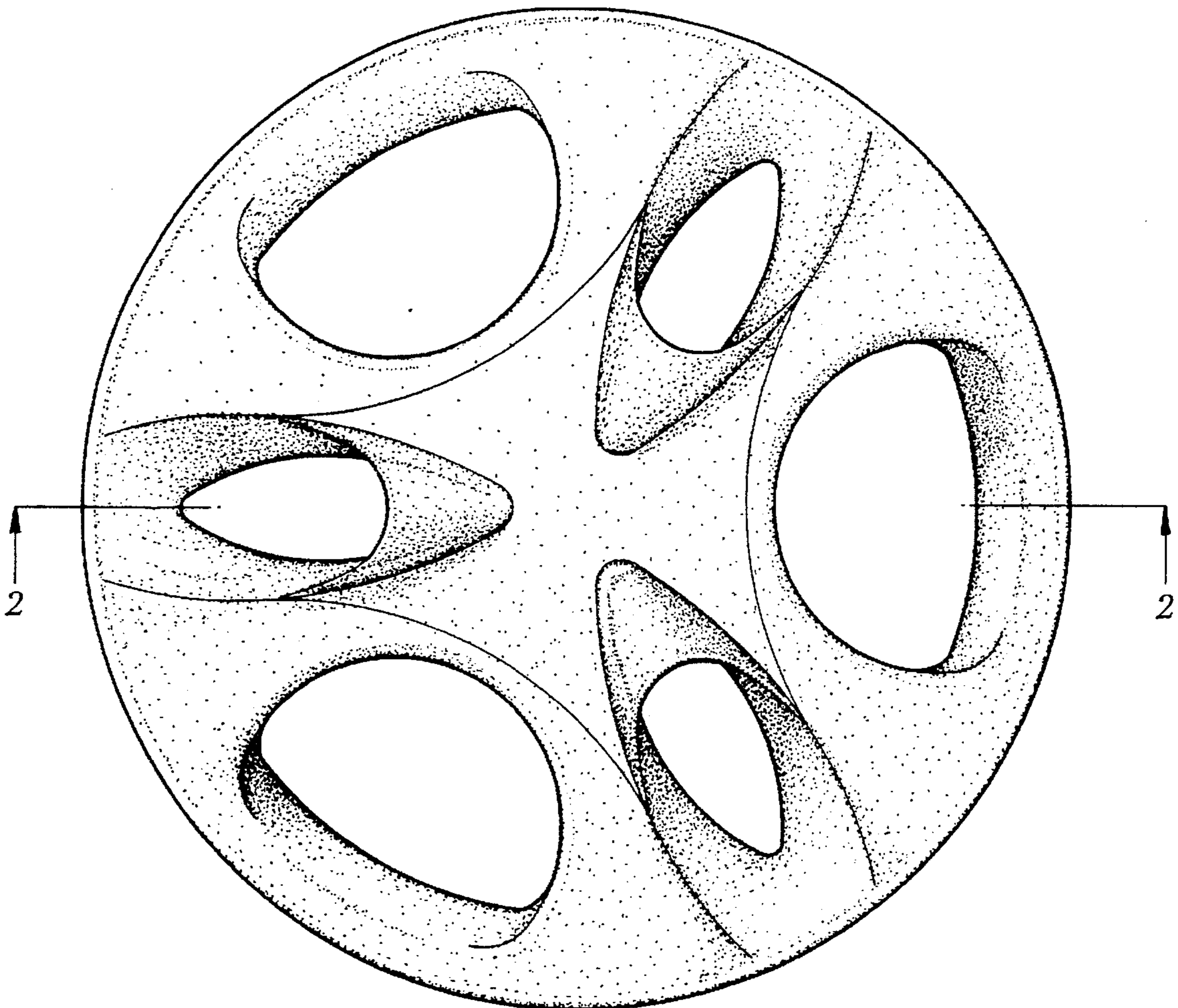
[57] **CLAIM**

The ornamental design for a custom wheel, as shown and described.

DESCRIPTION

FIG. 1 is a front elevational view thereof; and, FIG. 2 is a cross sectional view taken along line 2—2 in FIG. 1.

1 Claim, 1 Drawing Sheet



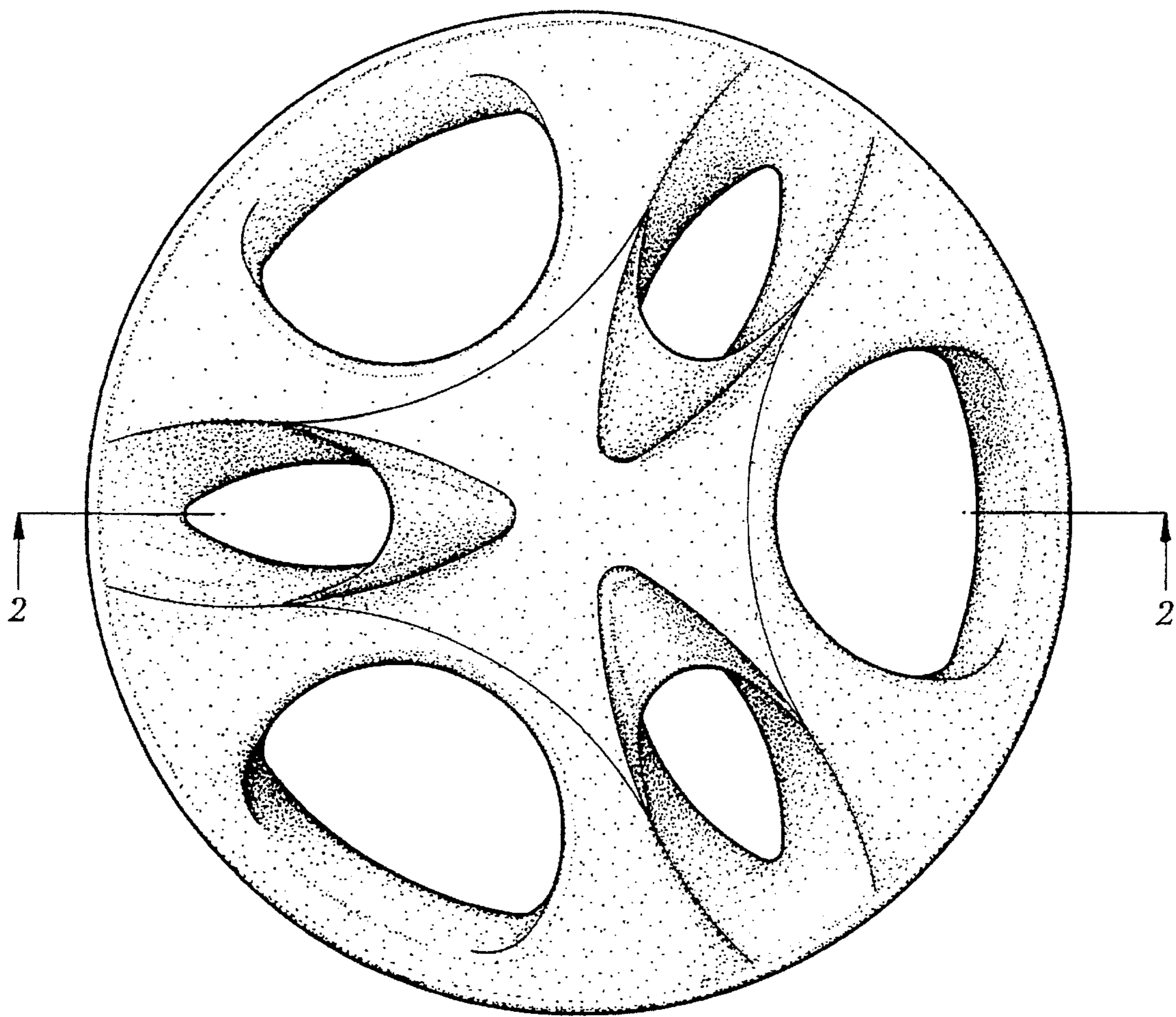


Fig. 1

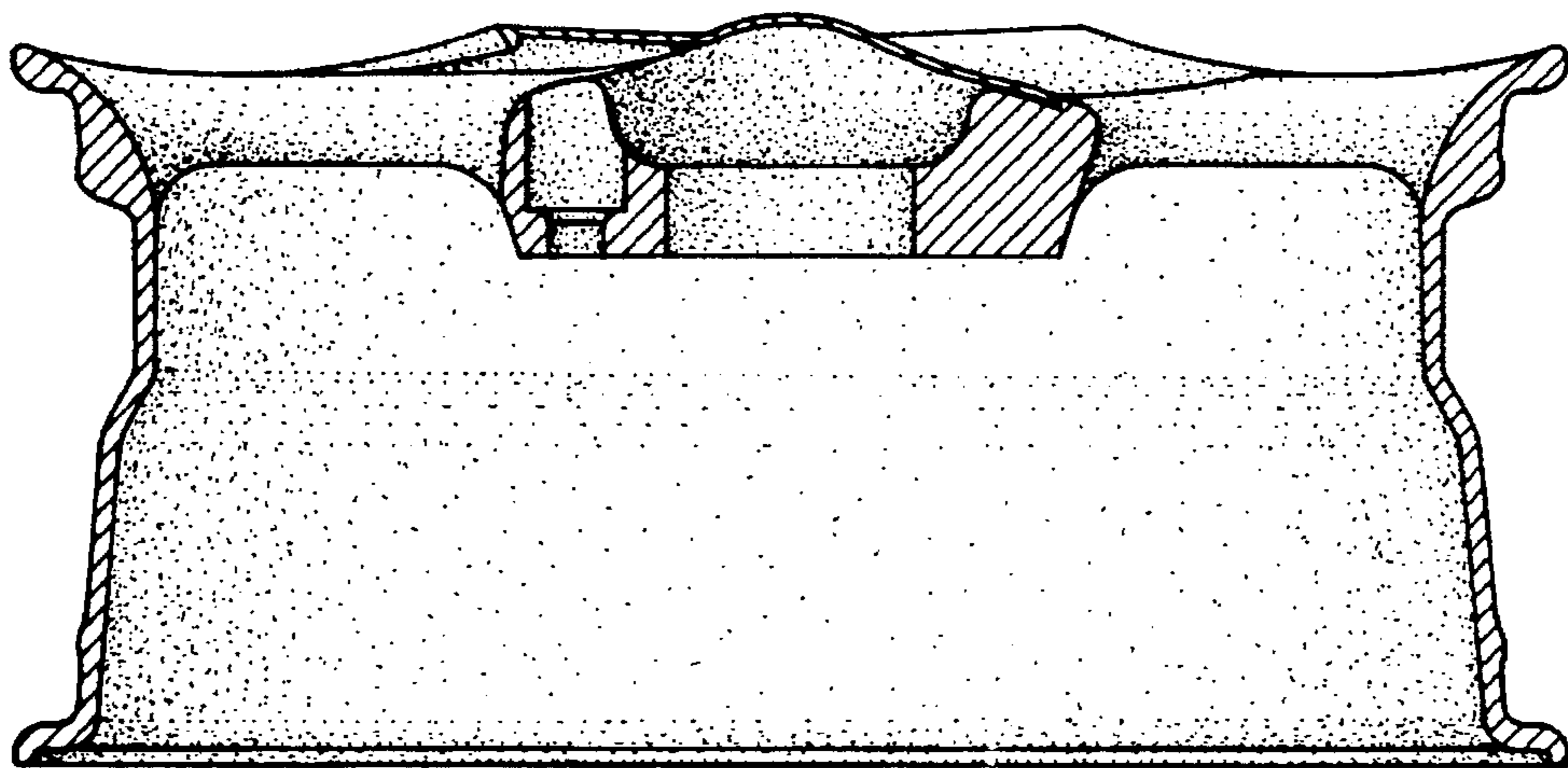


Fig. 2