



US00D383424S

United States Patent [19]
Croyle

[11] **Patent Number:** **Des. 383,424**

[45] **Date of Patent:** ****Sep. 9, 1997**

[54] **TIRE TREAD**

[75] **Inventor:** **Warren Lee Croyle, Wadsworth, Ohio**

[73] **Assignee:** **The Goodyear Tire & Rubber Company, Akron, Ohio**

[**] **Term:** **14 Years**

[21] **Appl. No.:** **53,122**

[22] **Filed:** **Apr. 15, 1996**

[51] **LOC (6) Cl.** **12-15**

[52] **U.S. Cl.** **D12/147**

[58] **Field of Search** **D12/136, 138, D12/141-143, 146-151; 152/209 R, 209 D**

[56] **References Cited**

U.S. PATENT DOCUMENTS

D. 328,729	8/1992	Maxwell et al.	D12/147
D. 329,032	9/1992	Maxwell et al.	D12/147
D. 329,412	9/1992	Maxwell et al.	D12/147
D. 355,153	2/1995	Consolacion et al.	D12/147
5,503,206	4/1996	Consolacion et al.	

OTHER PUBLICATIONS

Dunlop SP Sport 8000 Tire, Tread Design Guide, p. 19 Jan. 1994.

Goodyear Eagle GW Tire, Tread Design Guide, p. 29 Jan. 1994.

Uniroyal Rallye 440/HR Tire, Tread Design Guide, p. 64 Jan. 1994.

Avon CR228 Tire, Tread Design Guide, p. 9 Jan. 1995.

Bridgestone Potenza RE010 Tire, Tread Design Guide, p. 7 Jan. 1994.

1992 Tread Design Guide, P76, Toyo Proxes U1 & Z1 Tires, Second Row Down From Top and Second Tire In From Left Side of Page and Center of Page Respectively.

Primary Examiner—James Gandy

Assistant Examiner—Robert M. Spear

Attorney, Agent, or Firm—T. P. Lewandowski

[57] **CLAIM**

The ornamental design for a tire tread, as shown and described.

DESCRIPTION

FIG. 1 is a perspective view of a tire tread, it being understood that the pattern is repeated uniformly throughout the circumference of the tread;

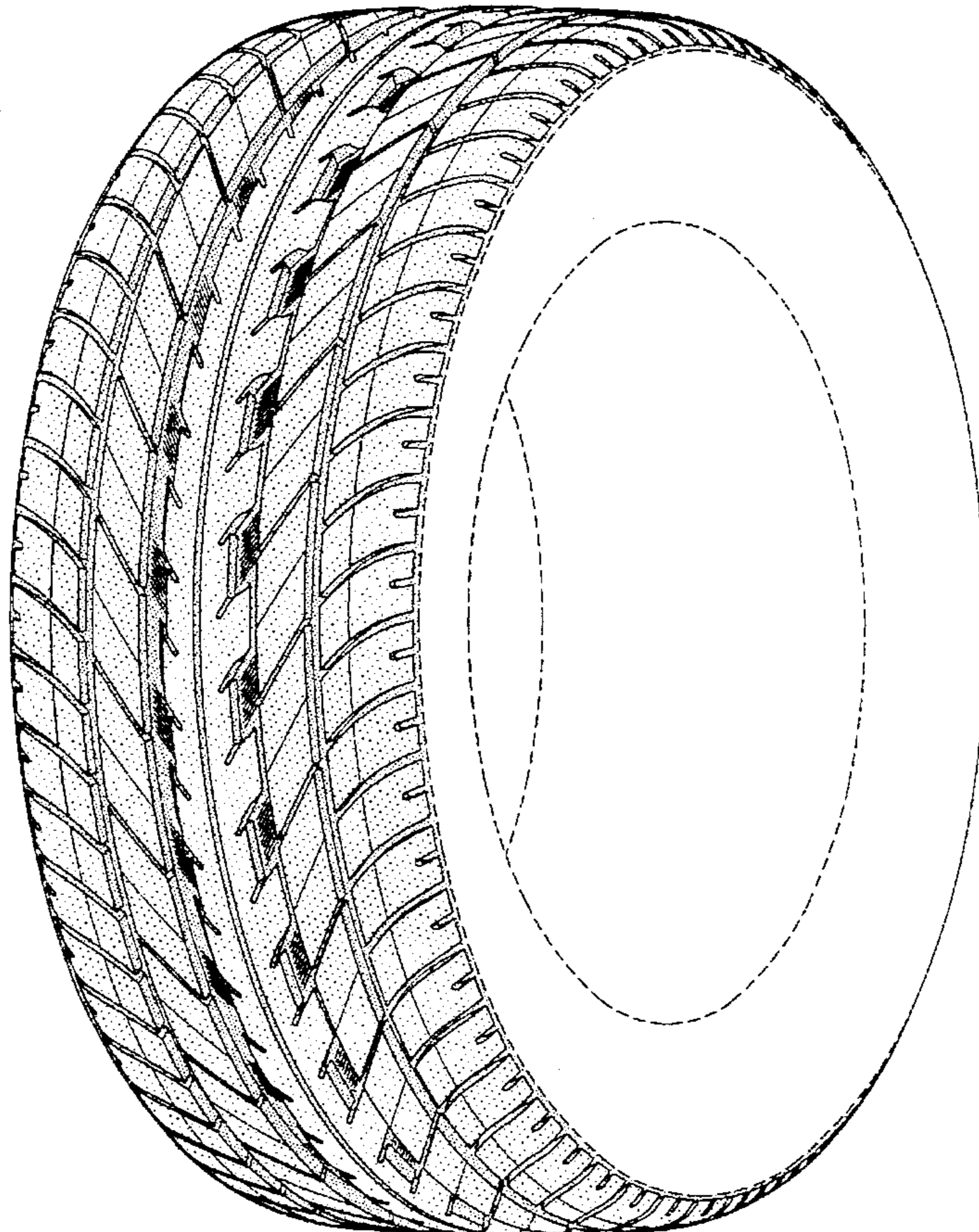
FIG. 2 is a front elevational view thereof;

FIG. 3 is a side elevational view thereof, the opposite side elevational view being a mirror image thereof; and,

FIG. 4 is an enlarged fragmentary front view thereof.

In the drawings, the broken lines defining the inner bead of the sidewall and the peripheral boundary between the tire tread and the sidewall are for illustrative purposes only and form no part of the claimed design.

1 Claim, 4 Drawing Sheets



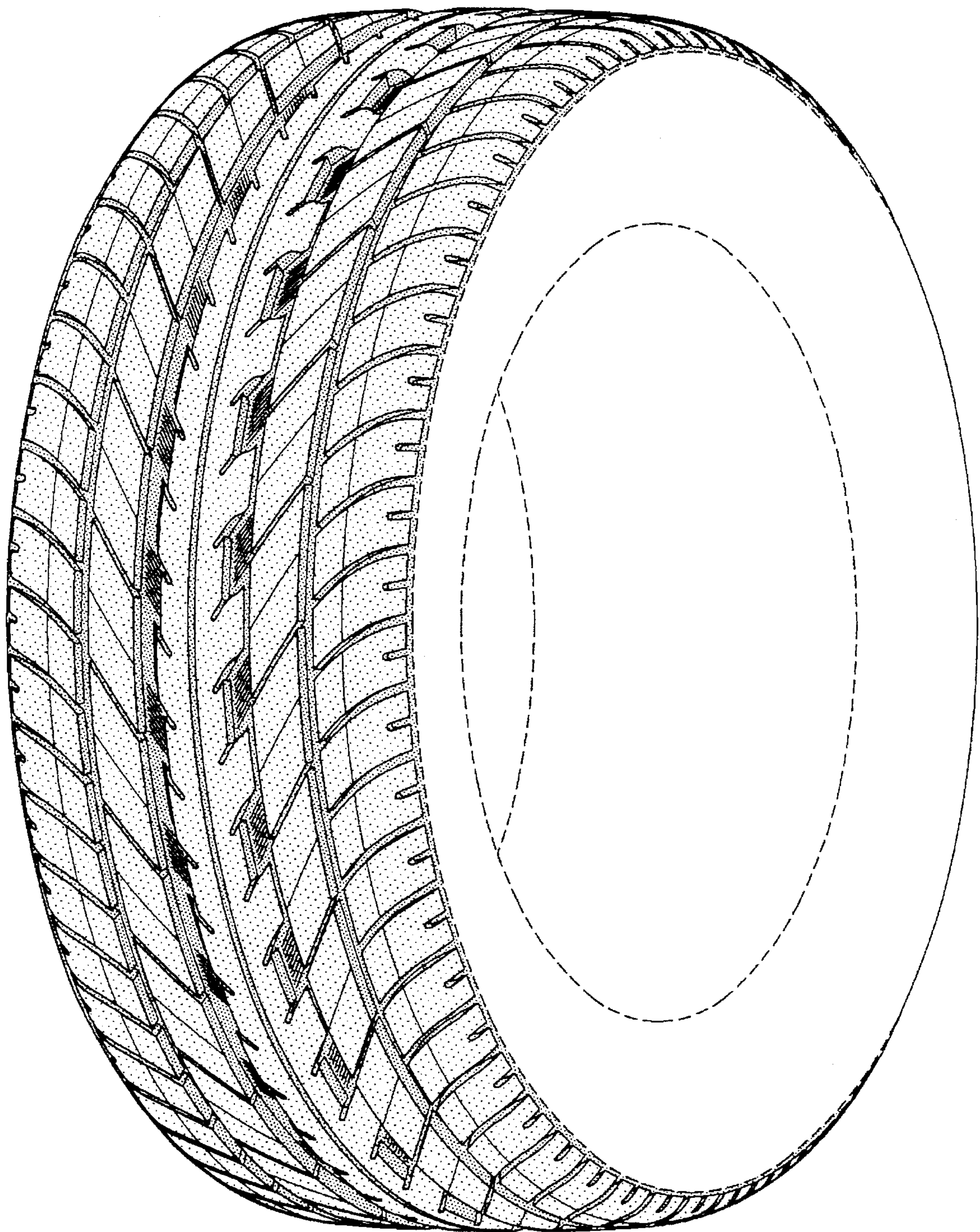


FIG-1




FIG-2

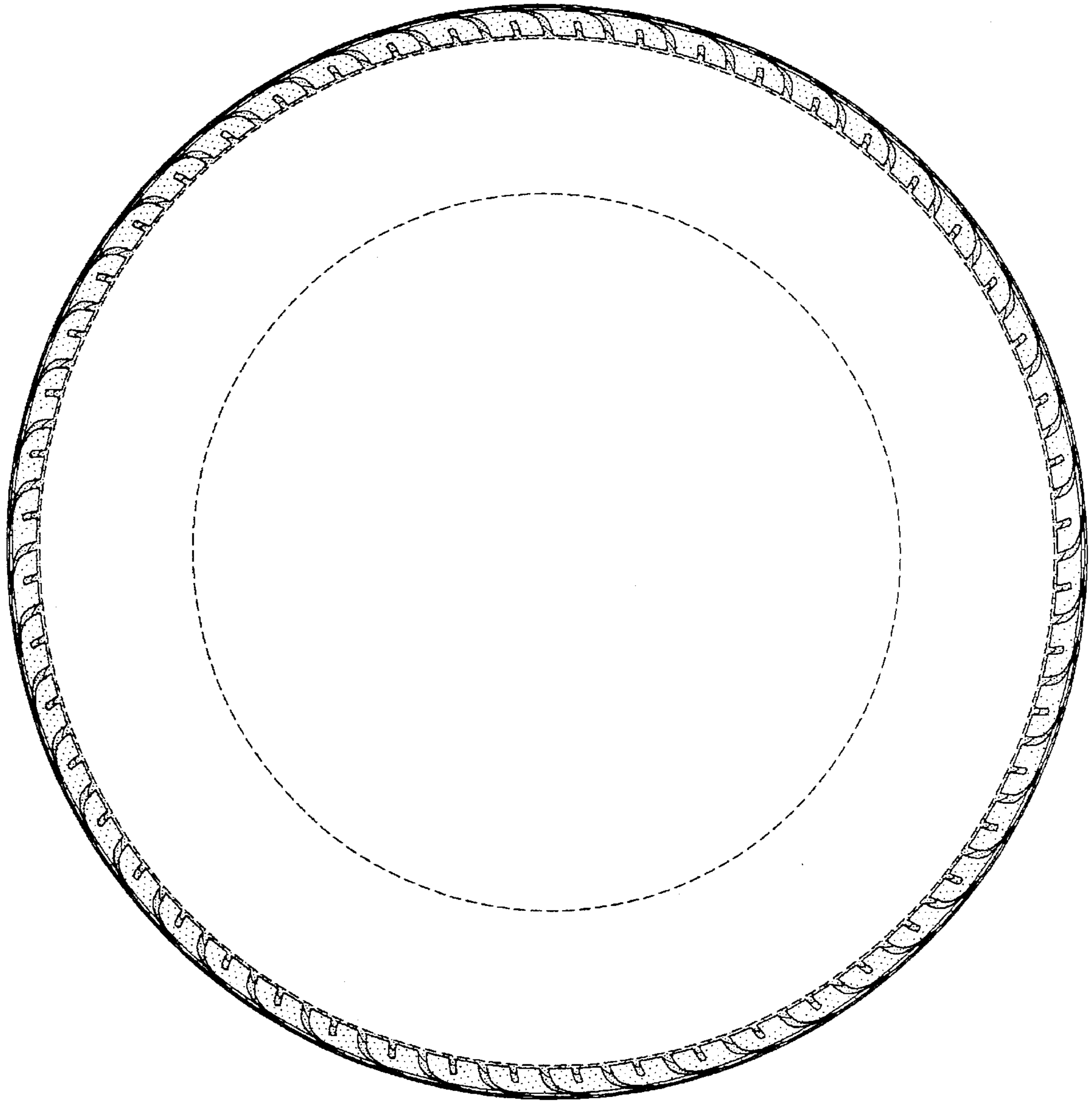


FIG-3

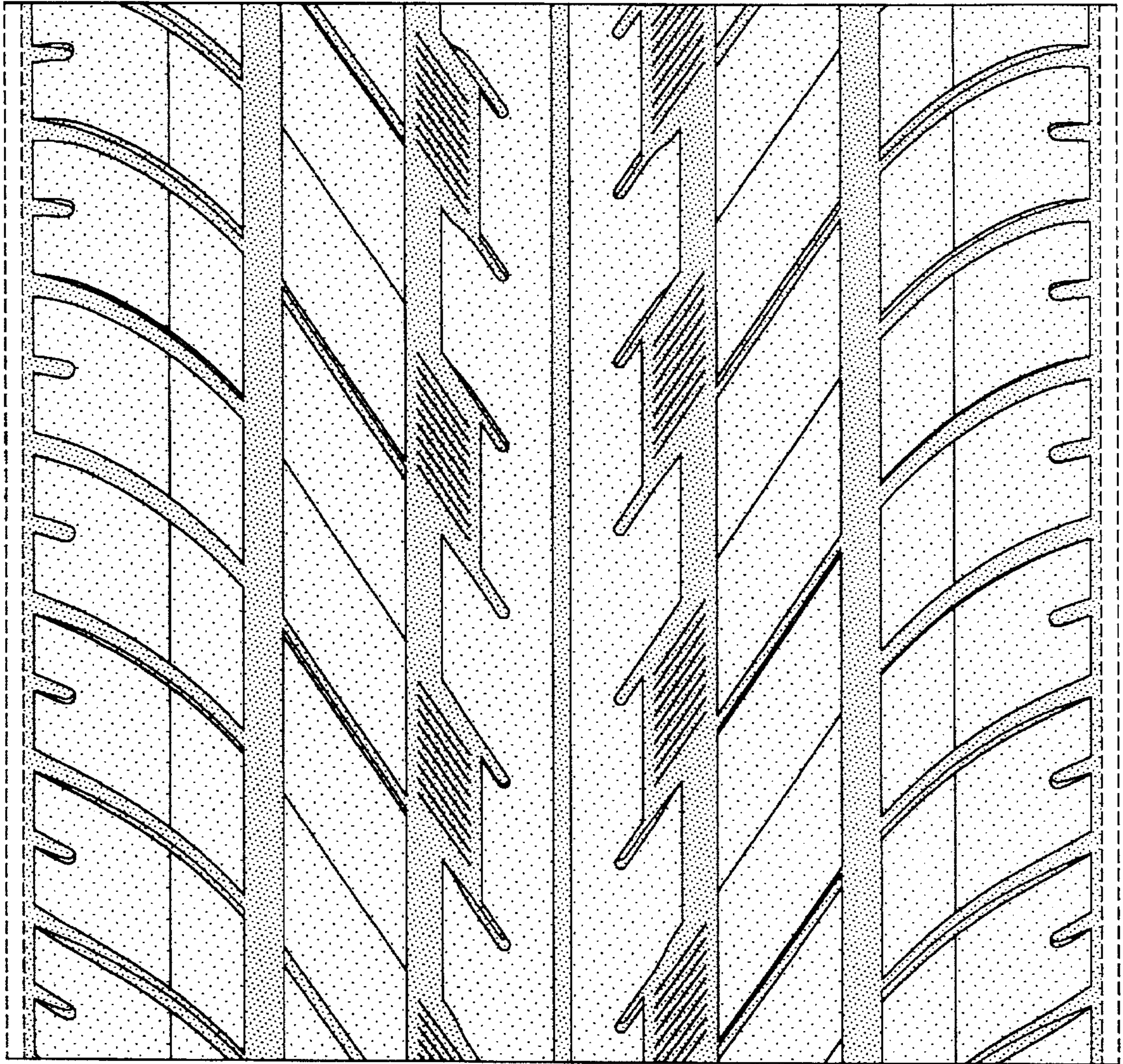


FIG-4