



US00D383423S

United States Patent [19]

[11] Patent Number: **Des. 383,423**

Galante et al.

[45] Date of Patent: ****Sep. 9, 1997**

[54] **TIRE TREAD**

[75] Inventors: **Richard Louis Galante**, Akron; **Jay Kevin Lawrence**, Uniontown, both of Ohio

[73] Assignee: **The Goodyear Tire & Rubber Company**, Akron, Ohio

[**] Term: **14 Years**

[21] Appl. No.: **50,332**

[22] Filed: **Feb. 15, 1996**

[51] LOC (6) Cl. **12-15**

[52] U.S. Cl. **D12/147**

[58] Field of Search D12/136, 138, D12/141, 145-151; 152/209 A, 209 D, 209 R

D. 328,271	7/1992	Guspodin et al.	12/147
D. 334,372	3/1993	Grenie	12/147
D. 335,841	5/1993	Carcetta et al.	12/146
D. 340,013	10/1993	Downey et al.	12/147
D. 340,686	10/1993	Baker	12/147
D. 345,535	3/1994	Shinohara et al.	12/147
D. 345,951	4/1994	Guspodin et al.	12/147
D. 345,952	4/1994	Christenbury	12/147
D. 347,812	6/1994	Simpson	12/146
D. 348,864	7/1994	Hashimura	12/147
D. 350,099	8/1994	Manestar	12/147
D. 350,507	9/1994	Helluin	12/141
D. 350,509	9/1994	Killian	12/146
D. 350,513	9/1994	Mehta et al.	12/147
D. 350,926	9/1994	Hutz	12/147
D. 351,126	10/1994	Manestar	12/146
D. 354,026	1/1995	McKisson	12/146
D. 354,725	1/1995	McKisson	12/146

(List continued on next page.)

FOREIGN PATENT DOCUMENTS

406106918A 4/1994 Japan 152/209 R

Primary Examiner—James Gandy
Assistant Examiner—Robert M. Spear
Attorney, Agent, or Firm—T. P. Lewandowski

[57] **CLAIM**

The ornamental design for a tire tread, as shown and described.

DESCRIPTION

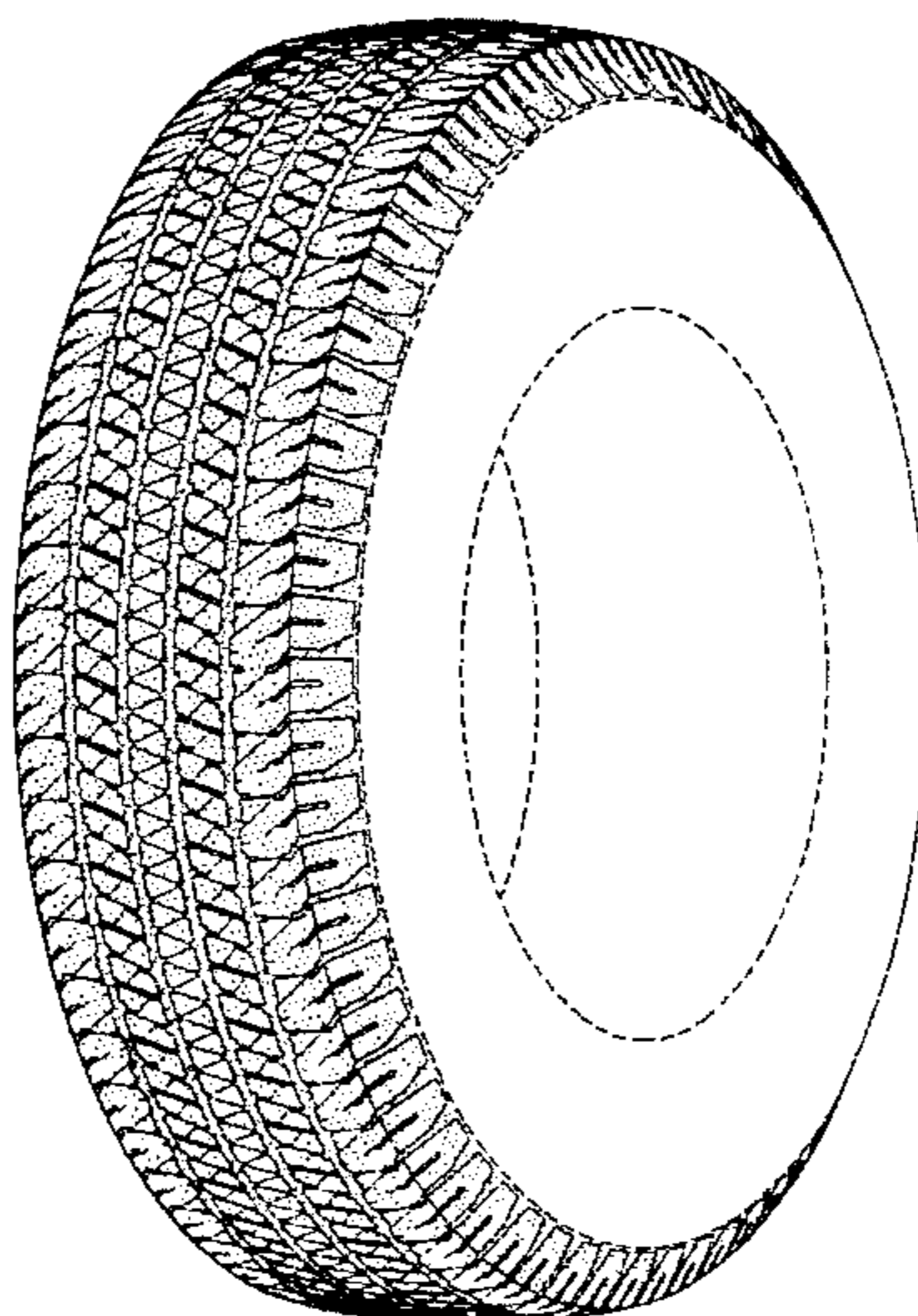
FIG. 1 is a perspective view of a tire tread, it being understood that the tread pattern repeats uniformly throughout the circumference of the tread;
FIG. 2 is a front elevational view thereof;
FIG. 3 is a side elevational view thereof the opposite side elevational view being identical thereto; and,
FIG. 4 is an enlarged fragmentary front view thereof.
In the drawings, the broken lines defining the inner bead of the sidewall and the peripheral boundary between the tire tread and the sidewall are for illustrative purposes only and form no part of the claimed design.

1 Claim, 4 Drawing Sheets

[56] **References Cited**

U.S. PATENT DOCUMENTS

D. 244,440	5/1977	Hayakawa et al.	12/143
D. 265,303	7/1982	Yokoyama	12/147
D. 266,920	11/1982	Candiliotis	12/147
D. 272,815	2/1984	Hatakenaka	12/146
D. 280,981	10/1985	Ohta et al.	12/142
D. 287,706	1/1987	Takeuchi	12/146
D. 288,307	2/1987	Ono	12/146
D. 288,548	3/1987	Kojima et al.	12/147
D. 289,026	3/1987	Wohlfahrt	12/146
D. 294,135	2/1988	Wallet	12/147
D. 298,115	10/1988	Kuroda	12/146
D. 299,329	1/1989	Wallet et al.	12/146
D. 299,711	2/1989	Wallet	12/147
D. 301,024	5/1989	Himuro et al.	12/147
D. 301,445	6/1989	Terada	12/147
D. 304,918	12/1989	Hinrichsen	12/146
D. 306,844	3/1990	Wallet	12/146
D. 309,441	7/1990	Skuno	12/147
D. 311,889	11/1990	Guermendi et al.	12/146
D. 312,230	11/1990	Wallet et al.	12/147
D. 312,231	11/1990	Guspodin	12/147
D. 312,232	11/1990	Wallet et al.	12/147
D. 316,692	5/1991	Fukumoto	12/146
D. 321,832	11/1991	Guspodin	12/147



U.S. PATENT DOCUMENTS

D. 356,059	3/1995	McKisson	12/146	5,048,583	9/1991	Goto et al.	152/209
D. 367,453	2/1996	Consolacion	D12/147	5,078,190	1/1992	Wissbrook et al.	152/209
4,416,317	11/1983	Caretto	152/209	5,109,903	5/1992	Watanabe et al.	152/209
4,619,300	10/1986	Tokunaga et al.	152/209	5,147,478	9/1992	Nock et al.	152/209
4,649,975	3/1987	Kogure et al.	152/209	5,178,698	1/1993	Shibata	152/209
4,676,290	6/1987	Tansey et al.	152/209	5,200,008	4/1993	Enterline et al.	15/110
4,723,584	2/1988	Yamaguchi et al.	152/209	5,269,357	12/1993	Killian	152/209
4,794,965	1/1989	Langier	152/209	5,287,905	2/1994	Caretta et al.	152/209
4,945,963	8/1990	Fujiwara	152/209	5,308,416	5/1994	Baumhofer et al.	152/209
5,012,847	5/1991	Fukumoto et al.	152/209	5,386,625	2/1995	White	152/209
				5,421,387	6/1995	Emerson	152/209

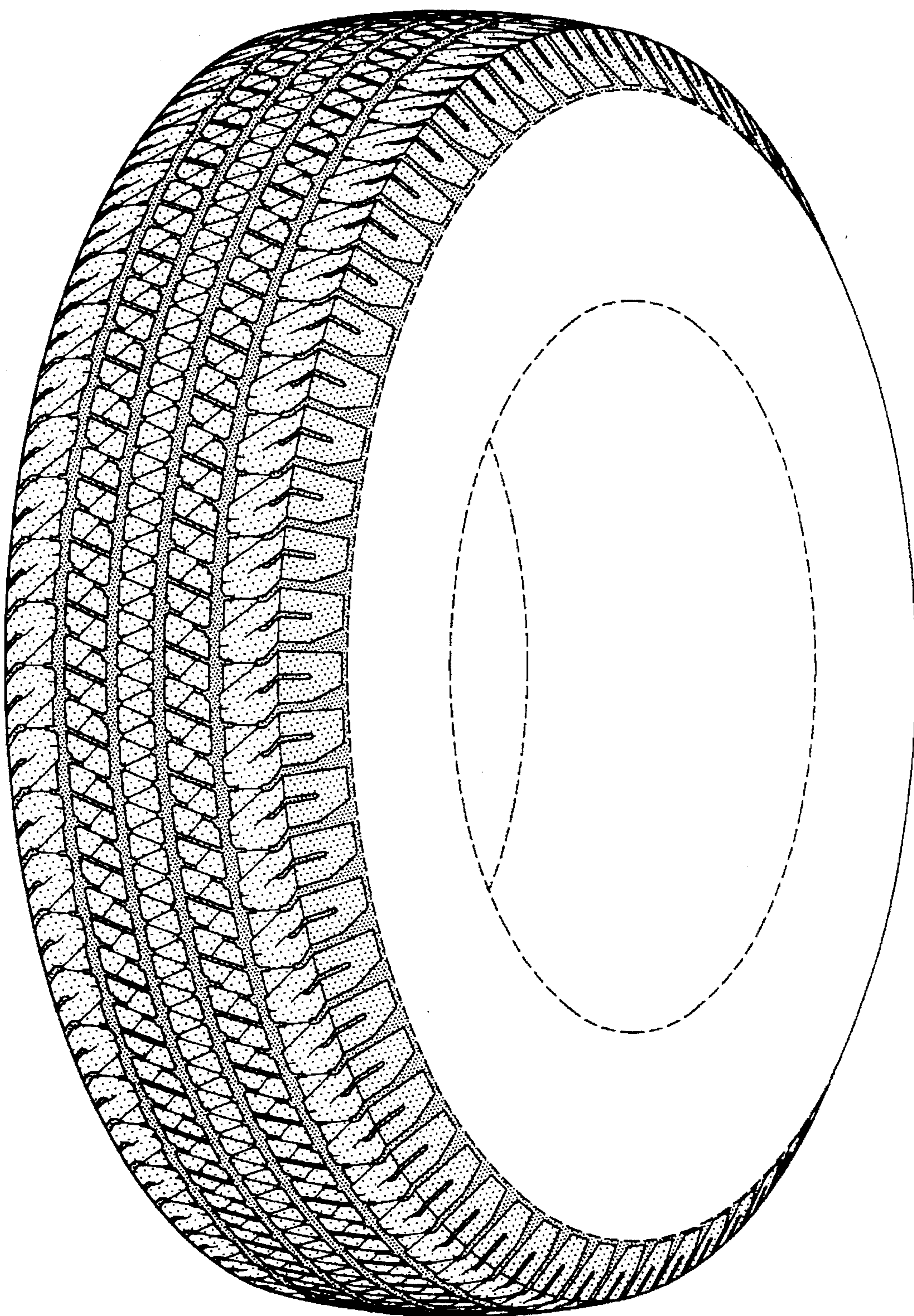


FIG-1




FIG-2

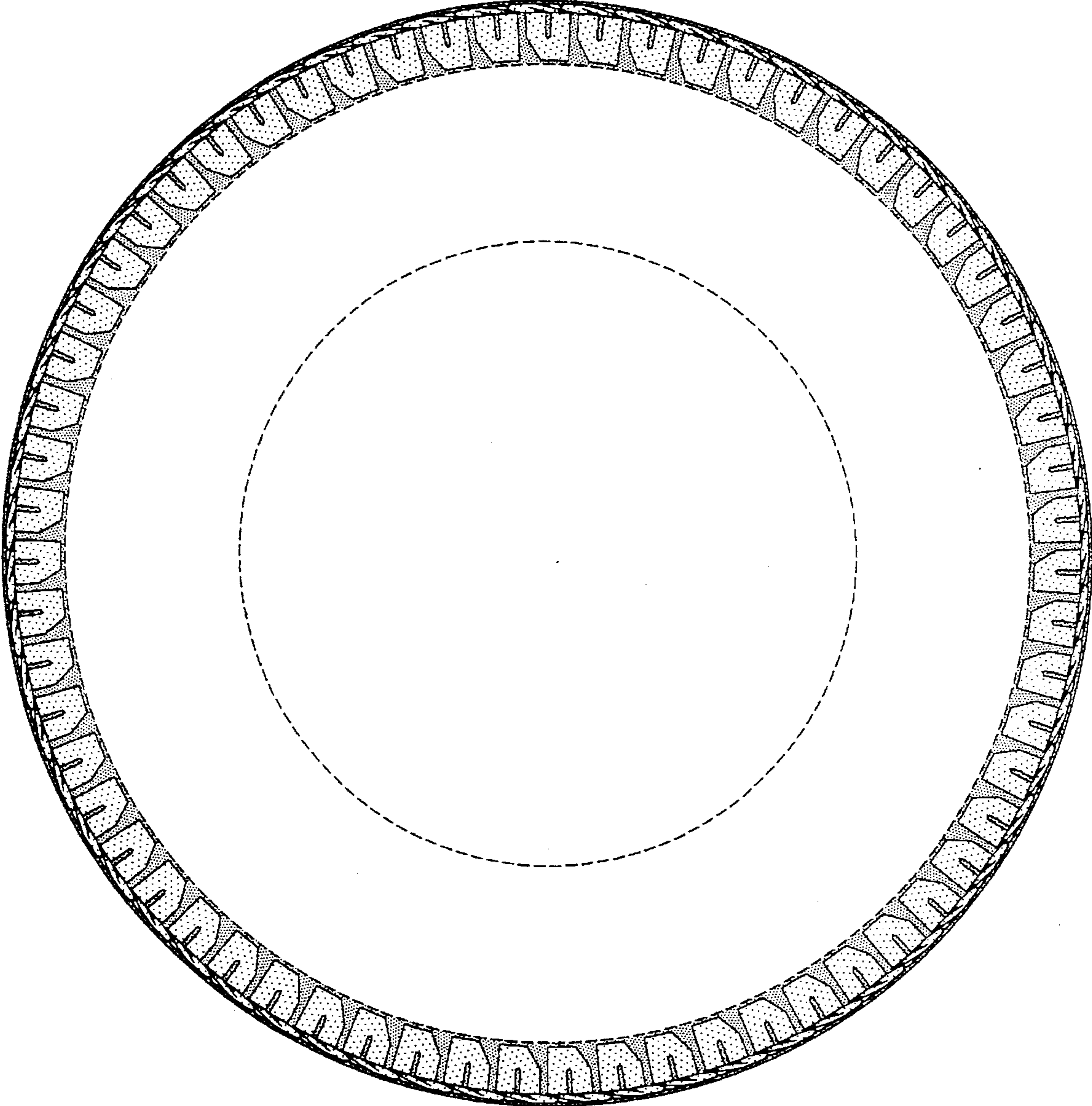


FIG-3

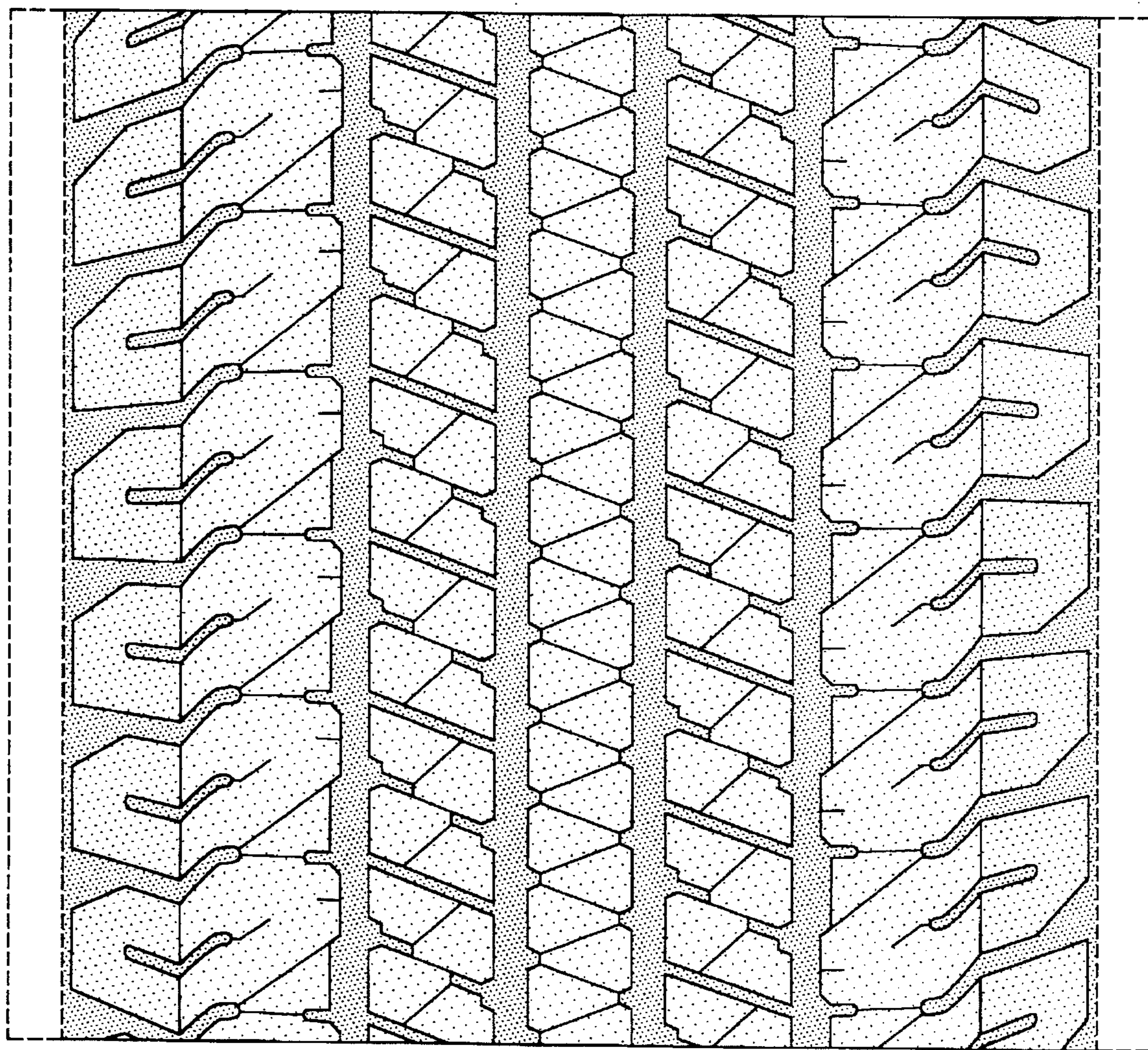


FIG-4