



US00D383419S

United States Patent [19]

Muraski et al.

[11] Patent Number: **Des. 383,419**

[45] Date of Patent: ****Sep. 9, 1997**

[54] **TRUCK CAB**

[76] Inventors: **Richard E. Muraski; Charlene Spellins**, both of 1105 Terminal Way, #202, Reno, Nev. 89502

[**] Term: **14 Years**

[21] Appl. No.: **53,450**

[22] Filed: **Apr. 22, 1996**

[51] LOC (6) Cl. **12-08**

[52] U.S. Cl. **D12/96**

[58] Field of Search D12/96, 97; 296/181, 296/183, 190; 180/89.1, 89.12, 89.14, 89.16, 89.19

[56] **References Cited**

U.S. PATENT DOCUMENTS

- D. 307,731 5/1990 Kerney et al. D12/96
- D. 307,878 5/1990 Lechner D12/96

- D. 308,032 5/1990 Kerney et al. D12/96
- D. 312,805 12/1990 Marlowe et al. D12/96
- D. 367,443 2/1996 Sasso et al. D12/96

Primary Examiner—Melody N. Brown
Attorney, Agent, or Firm—George J. Netter

[57] **CLAIM**

The ornamental design for a truck cab, as shown and described.

DESCRIPTION


FIG. 1 is a perspective view of a truck cab showing our new design;

FIG. 2 is a side elevational view; and,

FIG. 3 is a top plan view.

The side opposite to that shown in FIG. 2 is a mirror image thereof, and the rear of the cab is substantially plain and unornamented.

1 Claim, 2 Drawing Sheets






FIG. 1

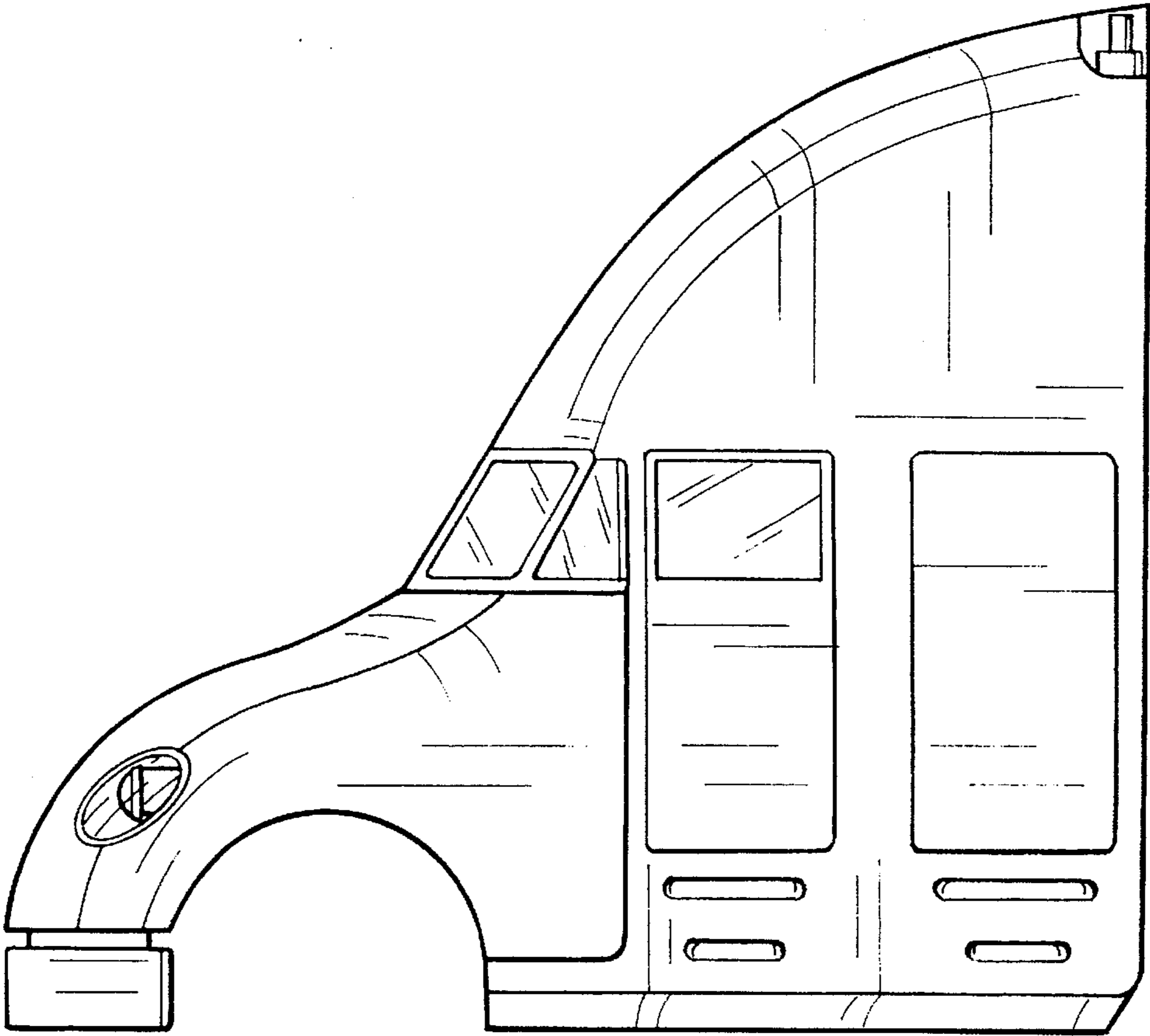


FIG. 2

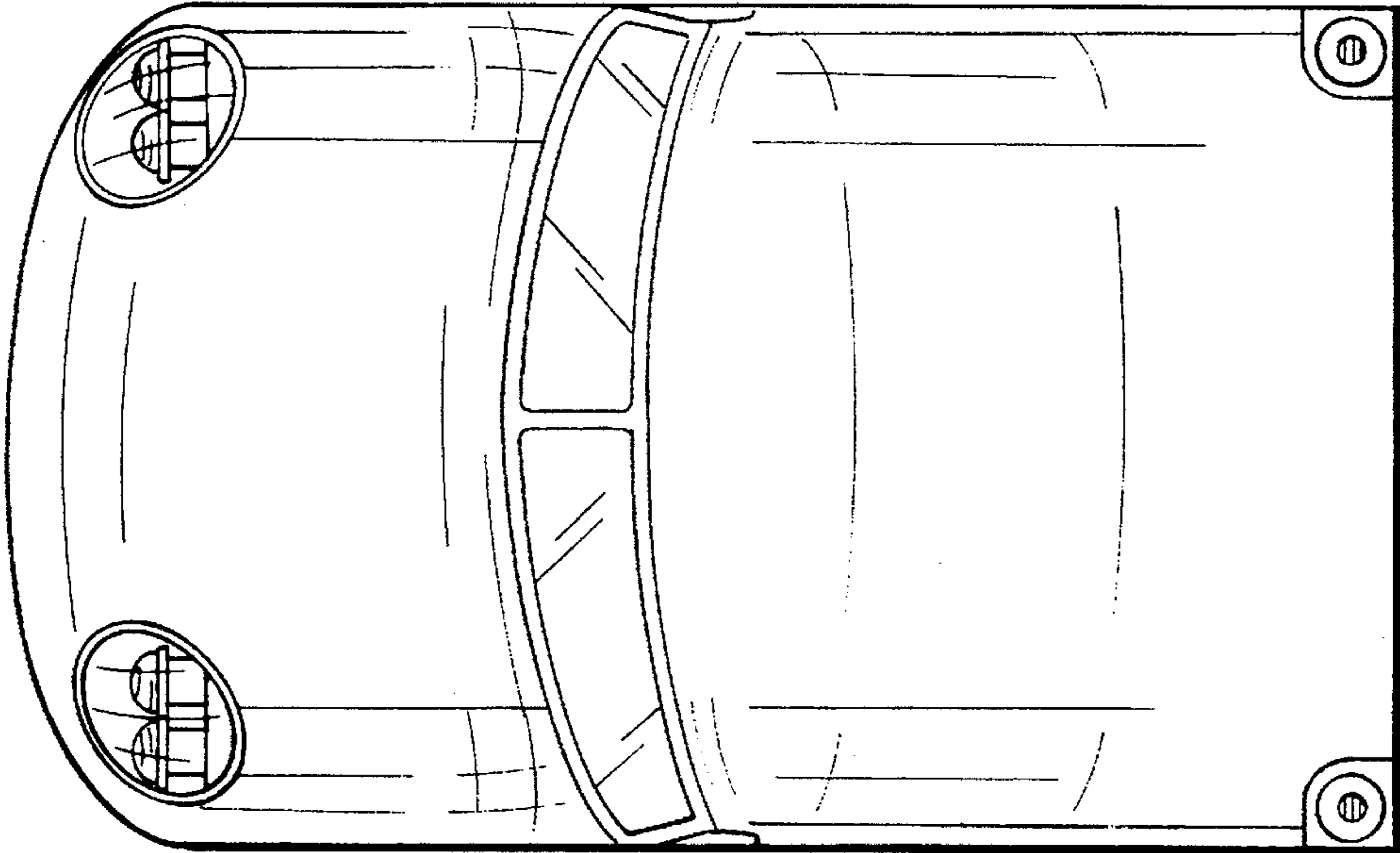


FIG. 3