



US00D383413S

# United States Patent [19]

[11] Patent Number: **Des. 383,413**

Weder et al.

[45] Date of Patent: **\*\*Sep. 9, 1997**

- [54] **FLOWER POT COVER**
- [75] Inventors: **Donald E. Weder; Joseph G. Straeter**, both of Highland, Ill.
- [73] Assignee: **Southpac Trust International, Inc.**, Oklahoma City, Okla.; not individually, but as trustee of The Family Trust U/T/A dated December 8, 1995, Charles A. Codding, Authorized Signatory for Southpac Trust International, Inc. trustee
- [\*\*] Term: **14 Years**
- [21] Appl. No.: **49,762**
- [22] Filed: **Jan. 30, 1996**

D. 316,060	4/1991	Weder et al.	.....	D11/164
D. 317,583	6/1991	Weder et al.	.....	D11/164
D. 318,030	7/1991	Weder et al.	.....	D11/164
D. 327,234	6/1992	Vaughn	.....	D11/143
D. 366,227	1/1996	Weder et al.	.....	D11/164
D. 368,873	4/1996	Weder et al.	.....	D11/164
D. 368,874	4/1996	Weder et al.	.....	D11/164
D. 369,323	4/1996	Weder et al.	.....	D11/164
D. 369,326	4/1996	Weder et al.	.....	D11/164
D. 369,761	5/1996	Weder et al.	.....	D11/164
D. 370,870	6/1996	Weder et al.	.....	D11/164
1,065,486	6/1913	Washburn	.....	
2,054,934	9/1936	Graffenberger	.....	229/21
2,102,510	12/1937	Cecil, 2D	.....	229/52
2,355,559	8/1944	Renner	.....	229/8
4,043,077	8/1977	Stonehocker	.....	47/66
5,127,817	7/1992	Weder et al.	.....	425/383

### Related U.S. Application Data

- [60] Division of Ser. No. 4,960, Jan. 6, 1993, Pat. No. Des. 369,326, which is a continuation-in-part of Ser. No. 807,904, Dec. 16, 1991, Pat. No. Des. 366,227, which is a continuation-in-part of Ser. No. 710,272, Jun. 4, 1991, Pat. No. Des. 365,302, which is a continuation-in-part of Ser. No. 617,454, Nov. 21, 1990, abandoned, Ser. No. 411,249, Sep. 22, 1989, Pat. No. Des. 358,113, Ser. No. 411,247, Sep. 22, 1989, abandoned, and Ser. No. 411,245, Sep. 22, 1989, abandoned.
- [51] LOC (6) Cl. .... **11-02**
- [52] U.S. Cl. .... **D11/164**
- [58] Field of Search ..... D11/143, 149, D11/152-156, 164, 89, 90; 47/66, 72; 206/423; 215/100.5; 229/1.5 R, 1.5 B, 4.5, 108, 108.1, 109, 110, 87.01, 922, 930, 186, 189; 428/27, 35.1, 24, 542.6; 338/122; D9/346, 428-431; D27/102, 133; D26/128-136; D19/96; D7/540, 584, 586, 587, 354

### References Cited

#### U.S. PATENT DOCUMENTS

D. 51,108	8/1917	Fulper	.....	
D. 147,720	10/1947	Dean	.....	D85/2
D. 159,946	9/1950	Bartley	.....	D85/2
D. 292,182	10/1987	Weder et al.	.....	D11/164
D. 292,562	11/1987	Weder et al.	.....	D11/164
D. 293,224	12/1987	Weder et al.	.....	D11/164
D. 293,775	1/1988	Weder et al.	.....	D11/164

### FOREIGN PATENT DOCUMENTS

103316	3/1938	Australia	.....	229/922
5042958	2/1993	Japan	.....	229/87.01

### OTHER PUBLICATIONS

- Exhibit A—"The Simple Solution For Those Peak Volume Periods", a brochure (4 pages), published by Highland Supply Corporation, 1111 Sixth St., Highland, Illinois 62249, ©1989.
- Exhibit B—Haeger Potteries Inc., Nov. 1955, p. 9, Item R1400-C-6", Fluted GBowl.
- Exhibit C—L'Architecture D'Aujourd'hui, Apr. 1984, p. 104, Flor Article 2nd from top.

Primary Examiner—Jeffrey Asch  
 Attorney, Agent, or Firm—Dunlap & Codding, P.C.

### [57] CLAIM

The ornamental design for a flower pot cover, as shown and described.

### DESCRIPTION

- FIG. 1 is a perspective view of our new flower pot cover design;
- FIG. 2 is a side elevational view thereof;
- FIG. 3 is a top plan view thereof;
- FIG. 4 is a bottom plan view thereof;
- FIG. 5 is a side elevational view of the design of FIG. 1, the only difference being in the horizontal angle of the skirt;

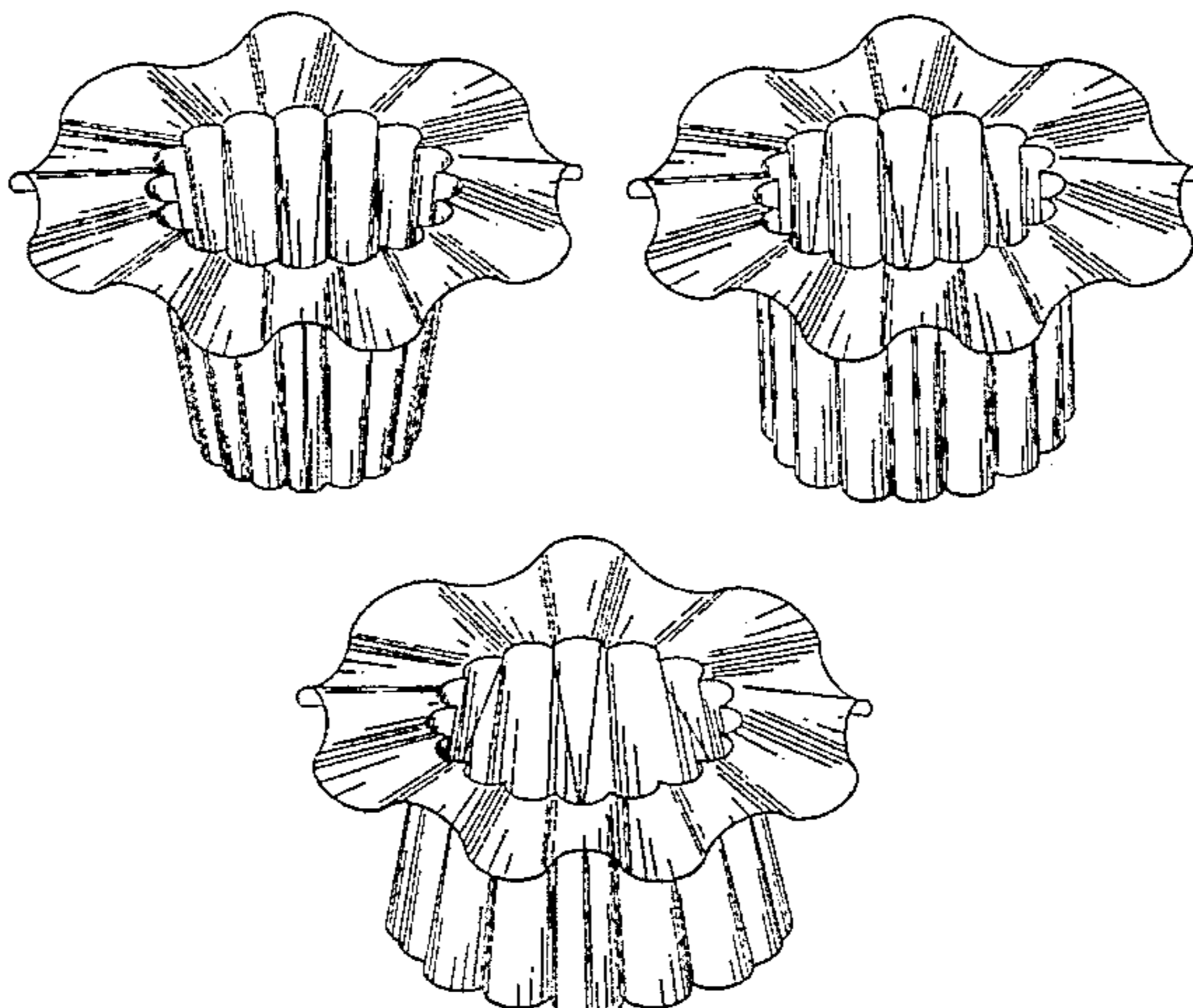


FIG. 6 is a side elevational view of the design of FIG. 1, the only difference being in the near vertical angle of the skirt;  
FIG. 7 is a side elevational view of the design of FIG. 1, the only difference being in the downward angle of the skirt;  
FIG. 8 is a perspective view of a second embodiment of our new flower pot cover design;  
FIG. 9 is a side elevational view thereof;  
FIG. 10 is a top plan view thereof;  
FIG. 11 is a bottom plan view thereof;  
FIG. 12 is a side elevational view of the design of FIG. 8, the only difference being in the horizontal angle of the skirt;  
FIG. 13 is a side elevational view of the design of FIG. 8, the only difference being in the near vertical angle of the skirt;  
FIG. 14 is a side elevational view of the design of FIG. 8, the only difference being in the downward angle of the skirt;

FIG. 15 is a perspective view of a third embodiment of our new flower pot cover design;  
FIG. 16 is a side elevational view thereof;  
FIG. 17 is a top plan view thereof;  
FIG. 18 is a bottom plan view thereof;  
FIG. 19 is a side elevational view of the design of FIG. 15, the only difference being in the horizontal angle of the skirt;  
FIG. 20 is a side elevational view of the design of FIG. 15, the only difference being in the near vertical angle of the skirt; and,  
FIG. 21 is a side elevational view of the design of FIG. 15, the only difference being in the downward angle of the skirt.

**1 Claim, 5 Drawing Sheets**

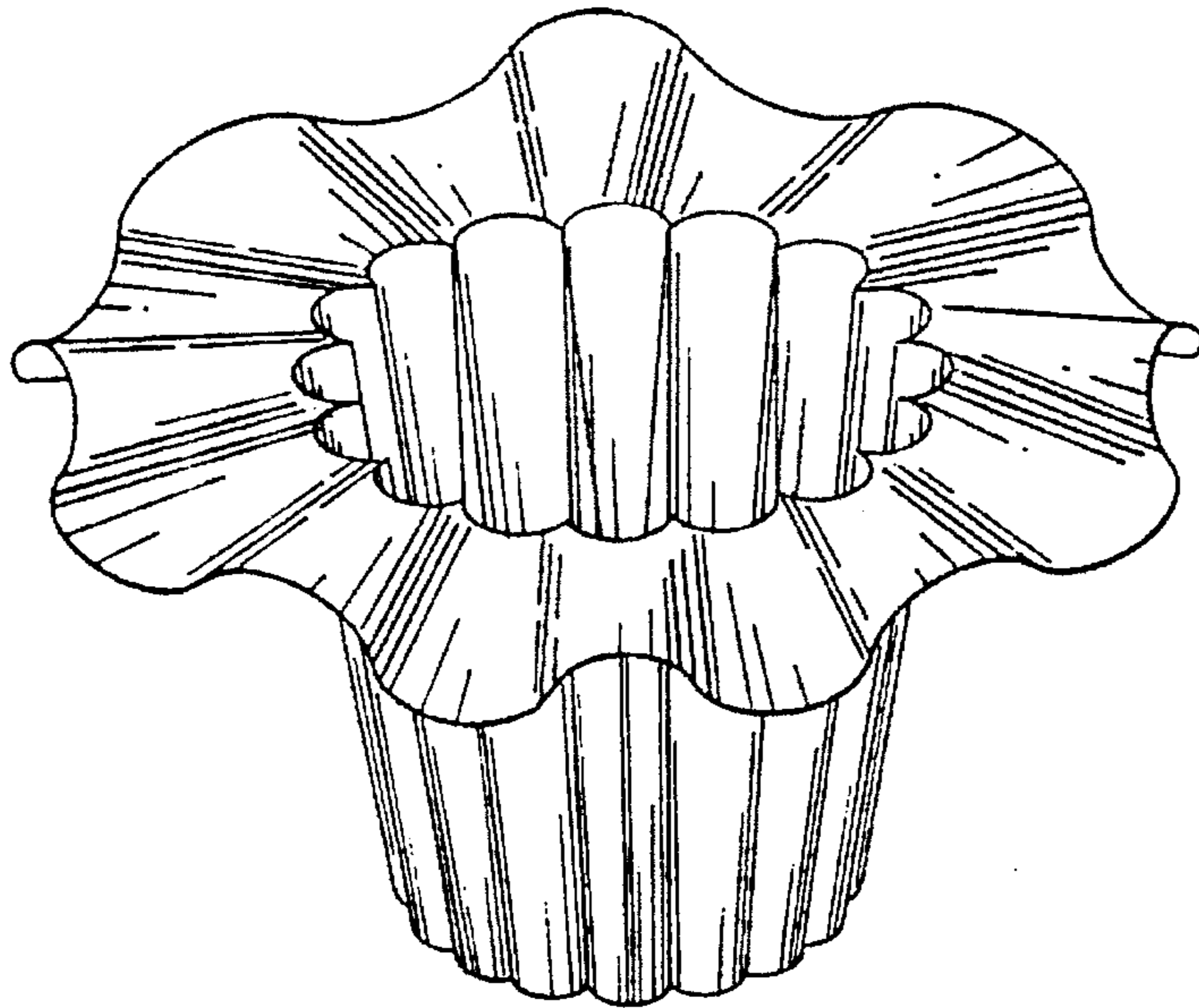


FIG. 1




FIG. 2

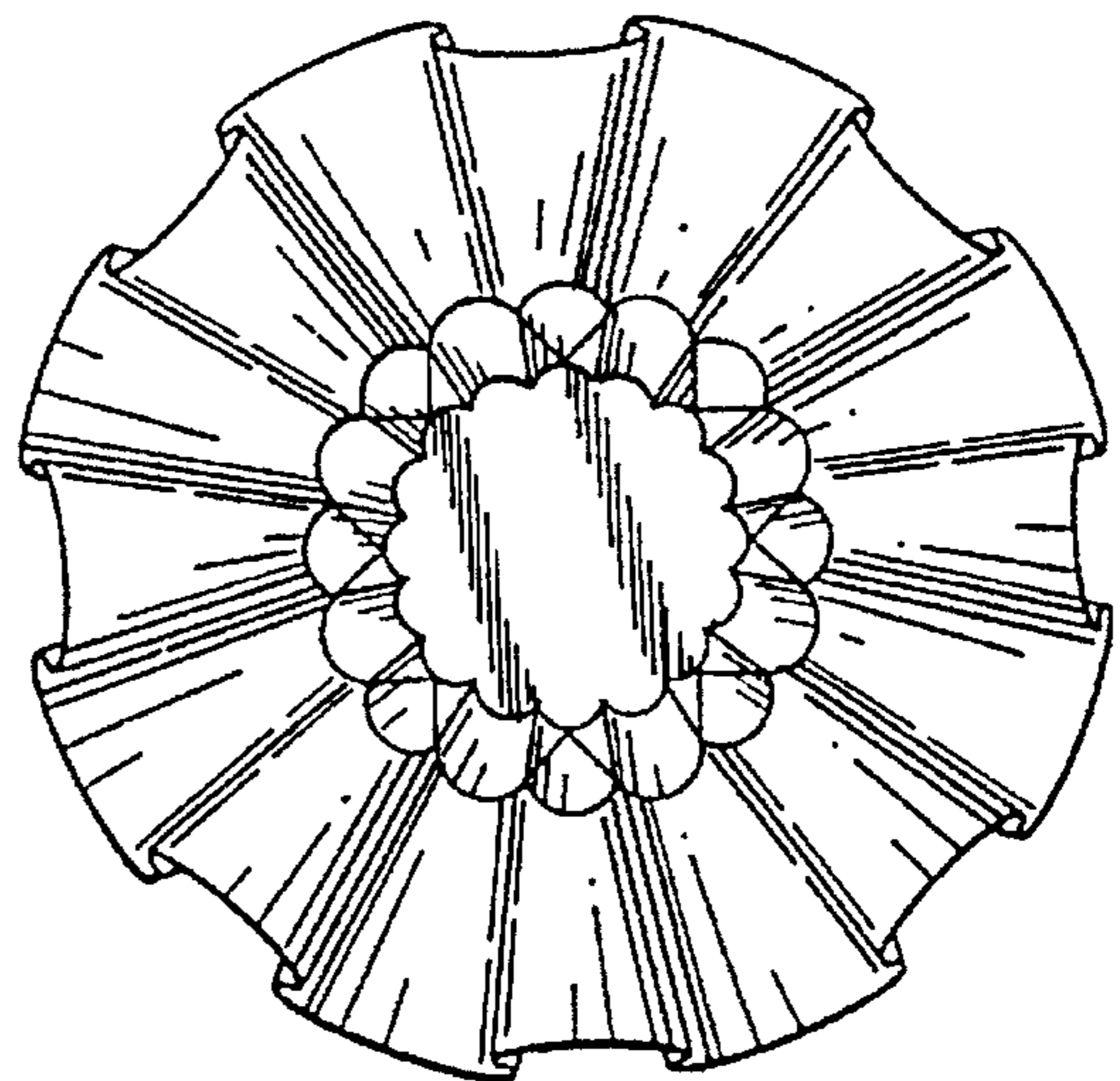


FIG. 3




FIG. 4

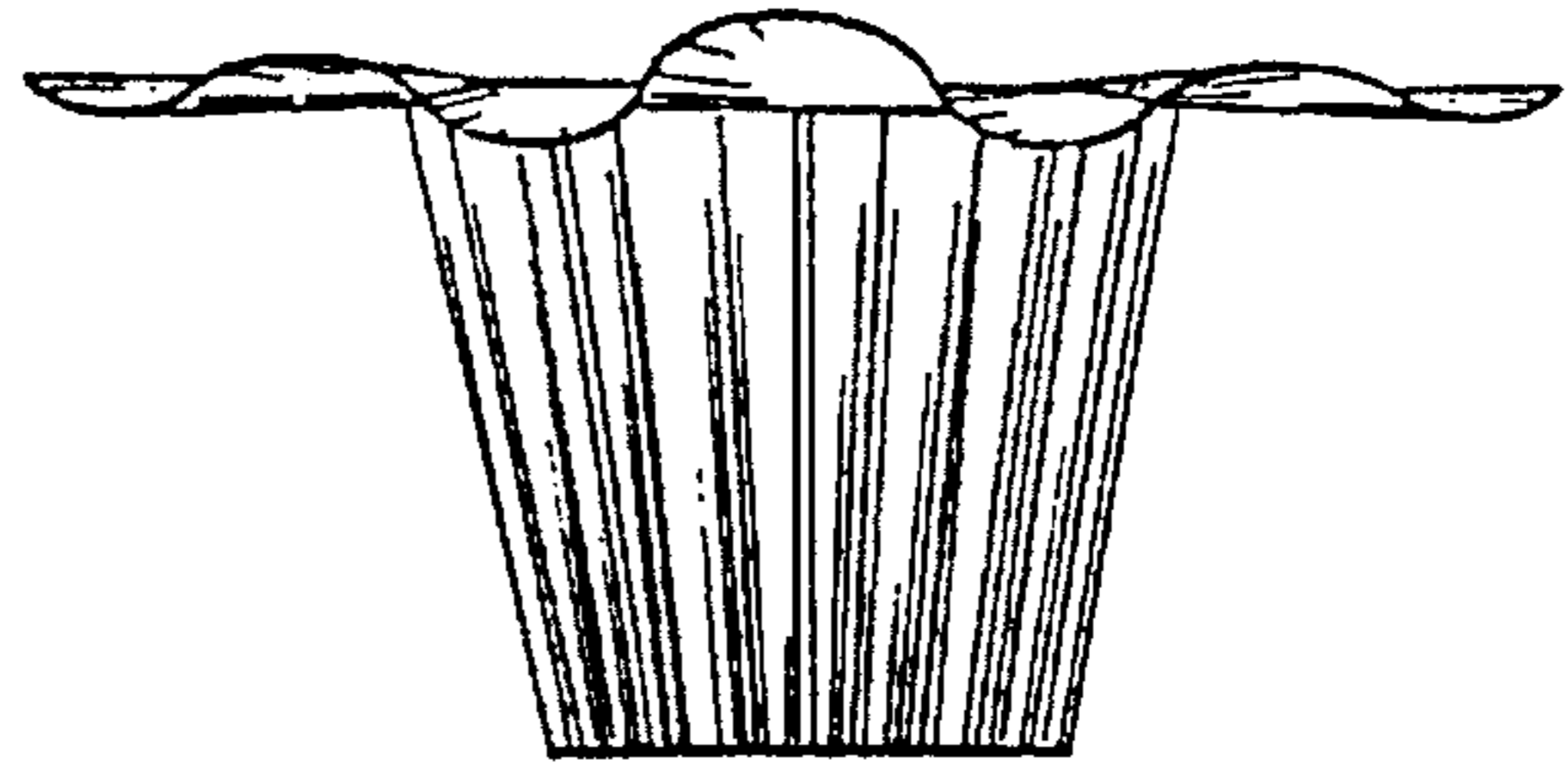


FIG. 5

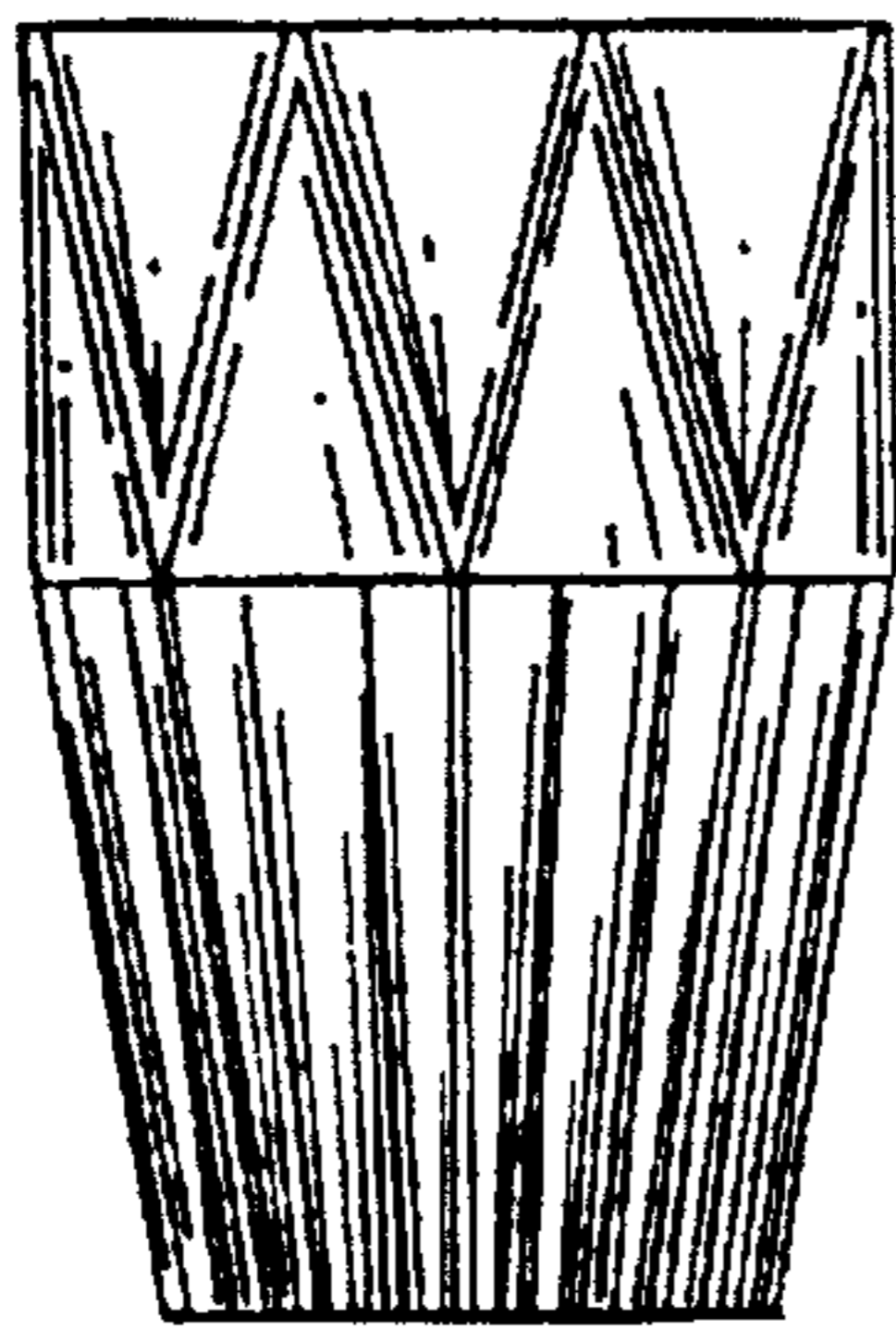


FIG. 6




FIG. 7

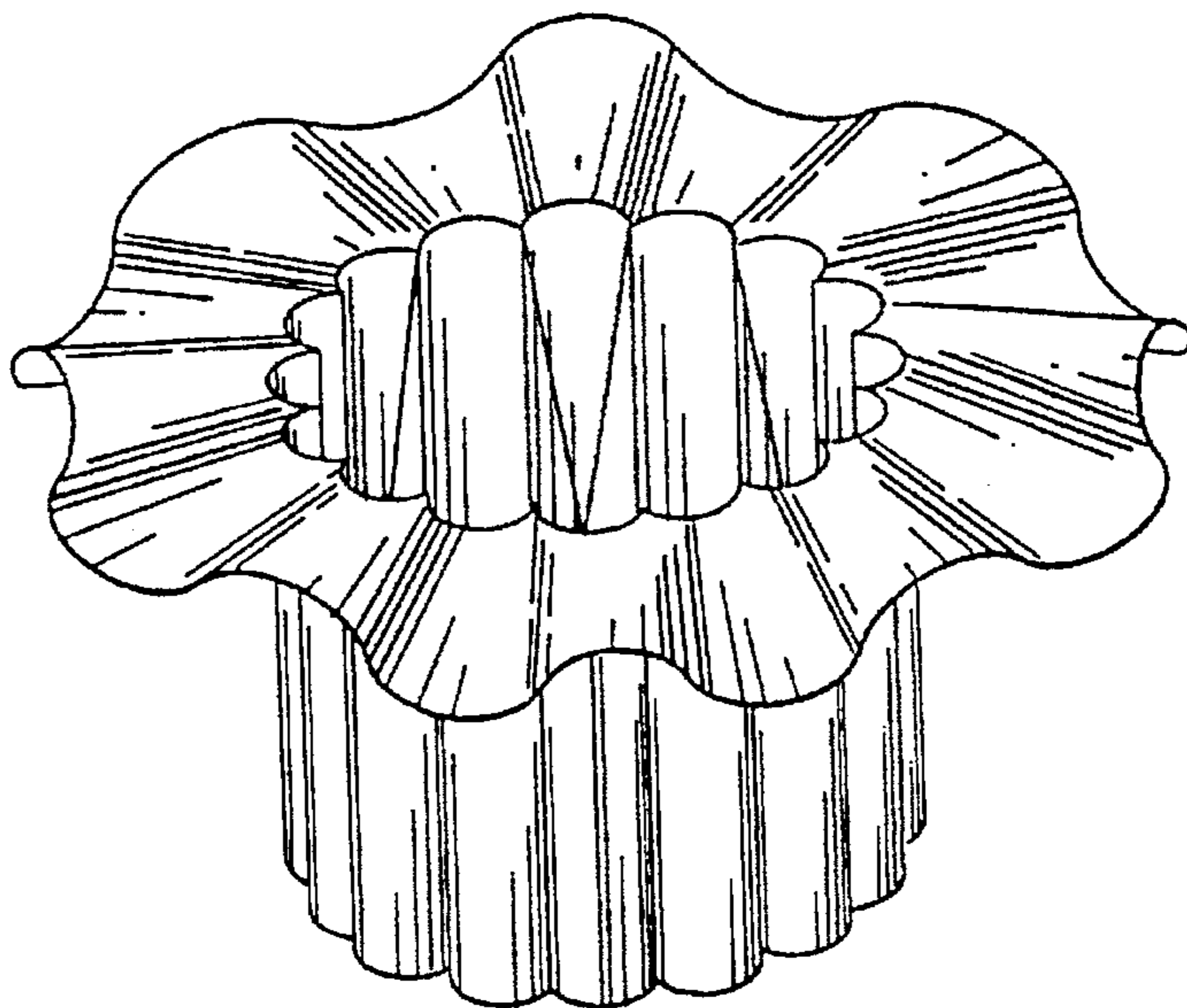


FIG. 8

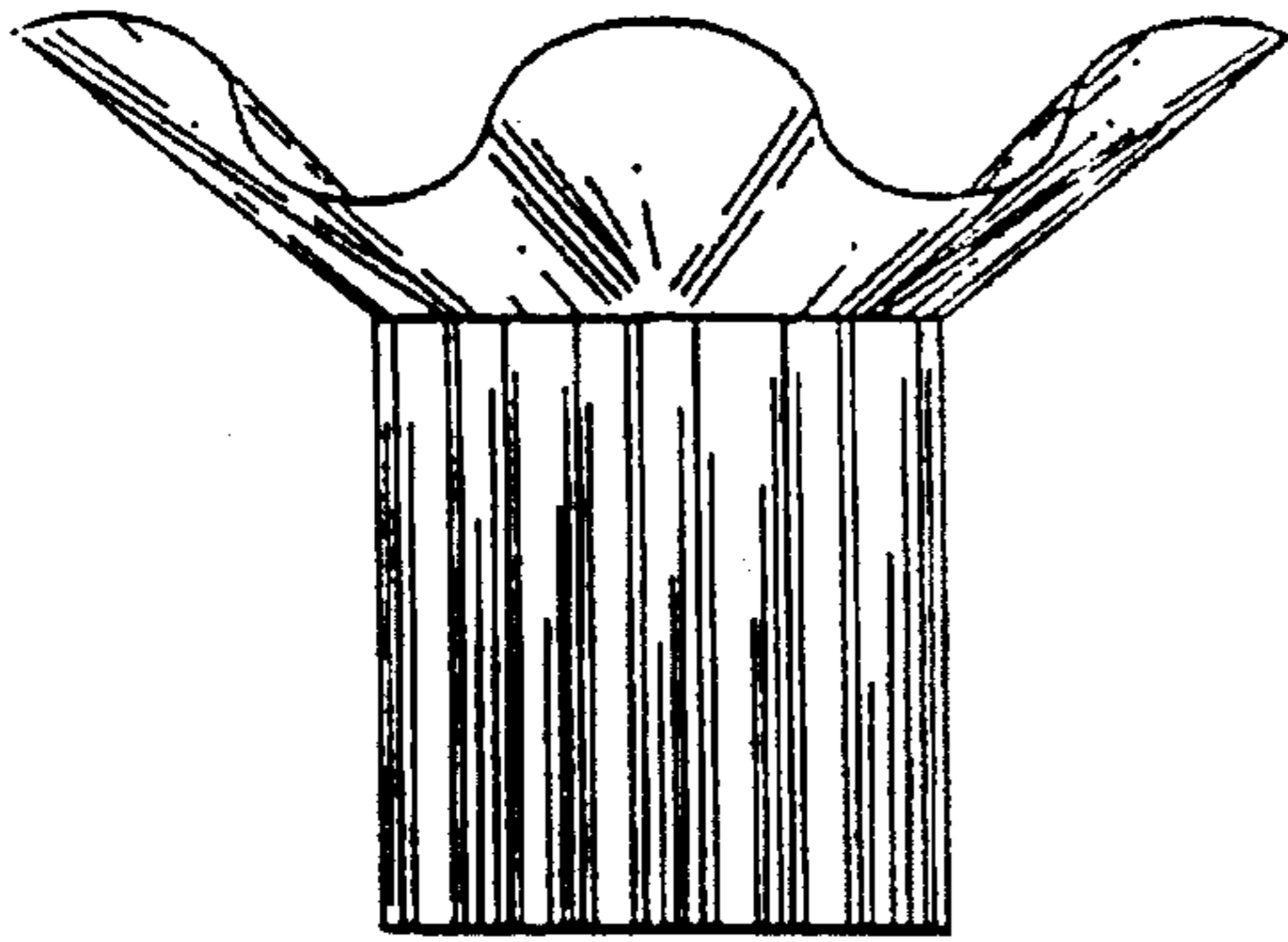


FIG. 9




FIG. 10




FIG. 11

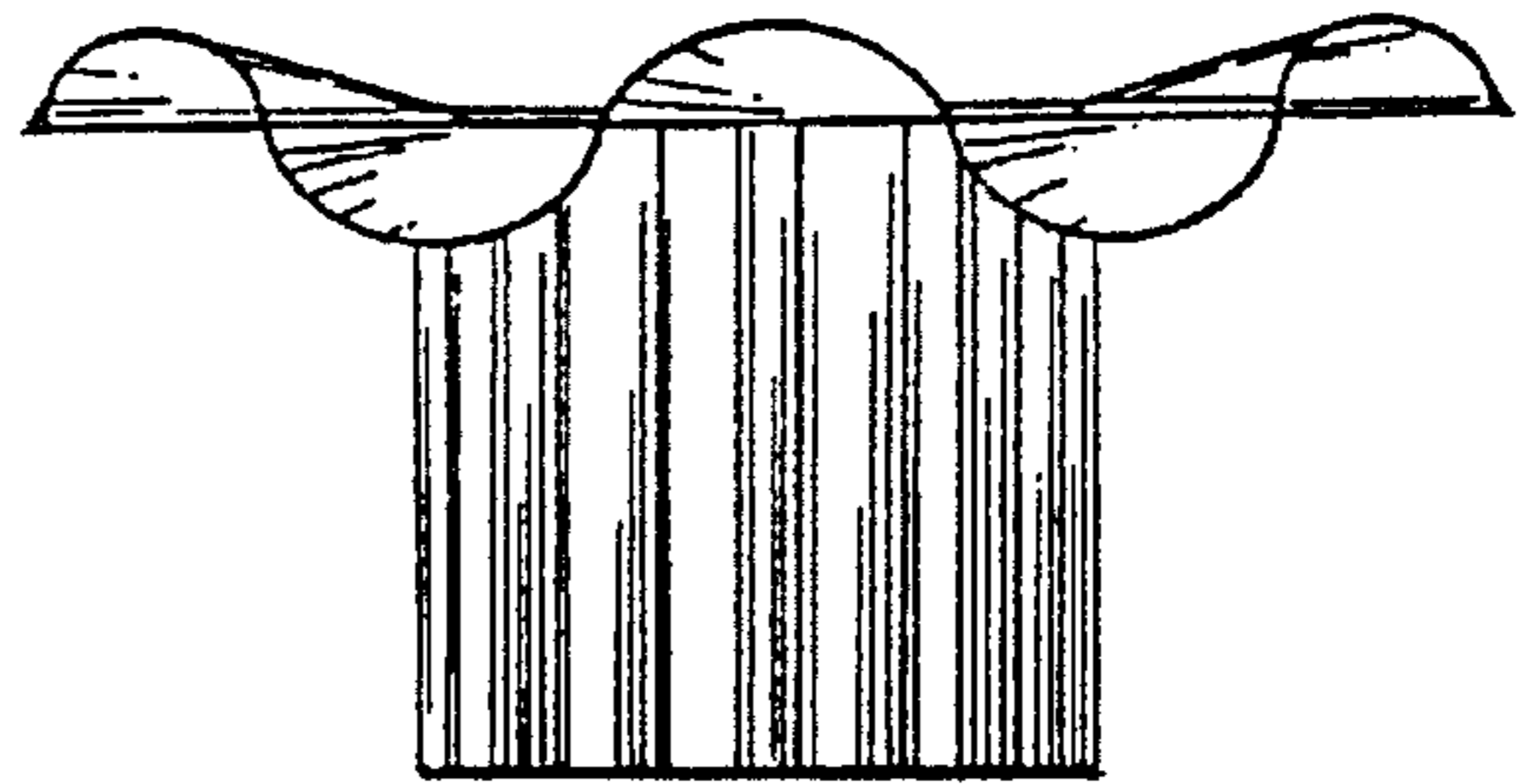


FIG. 12




FIG. 13

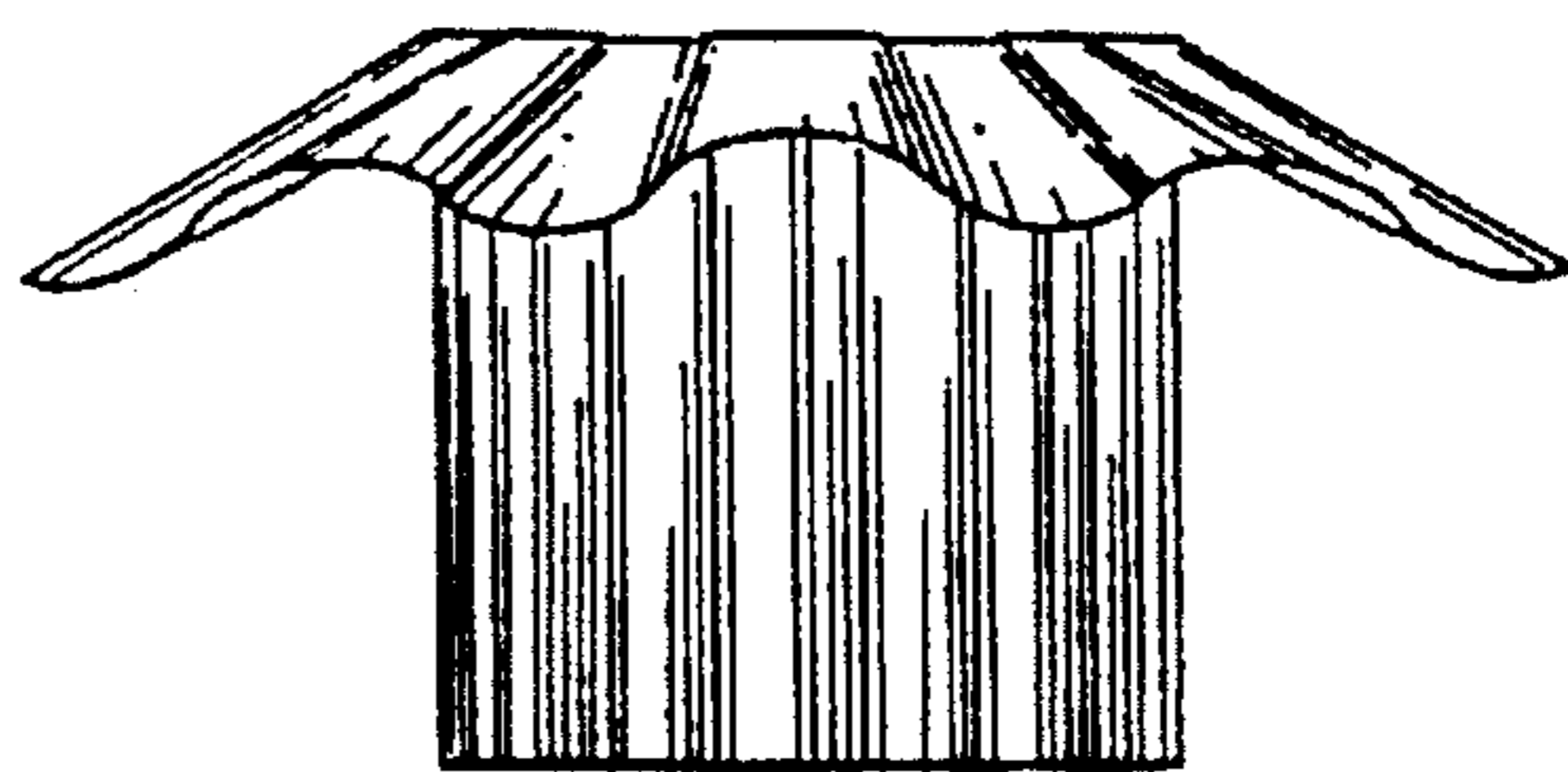


FIG. 14

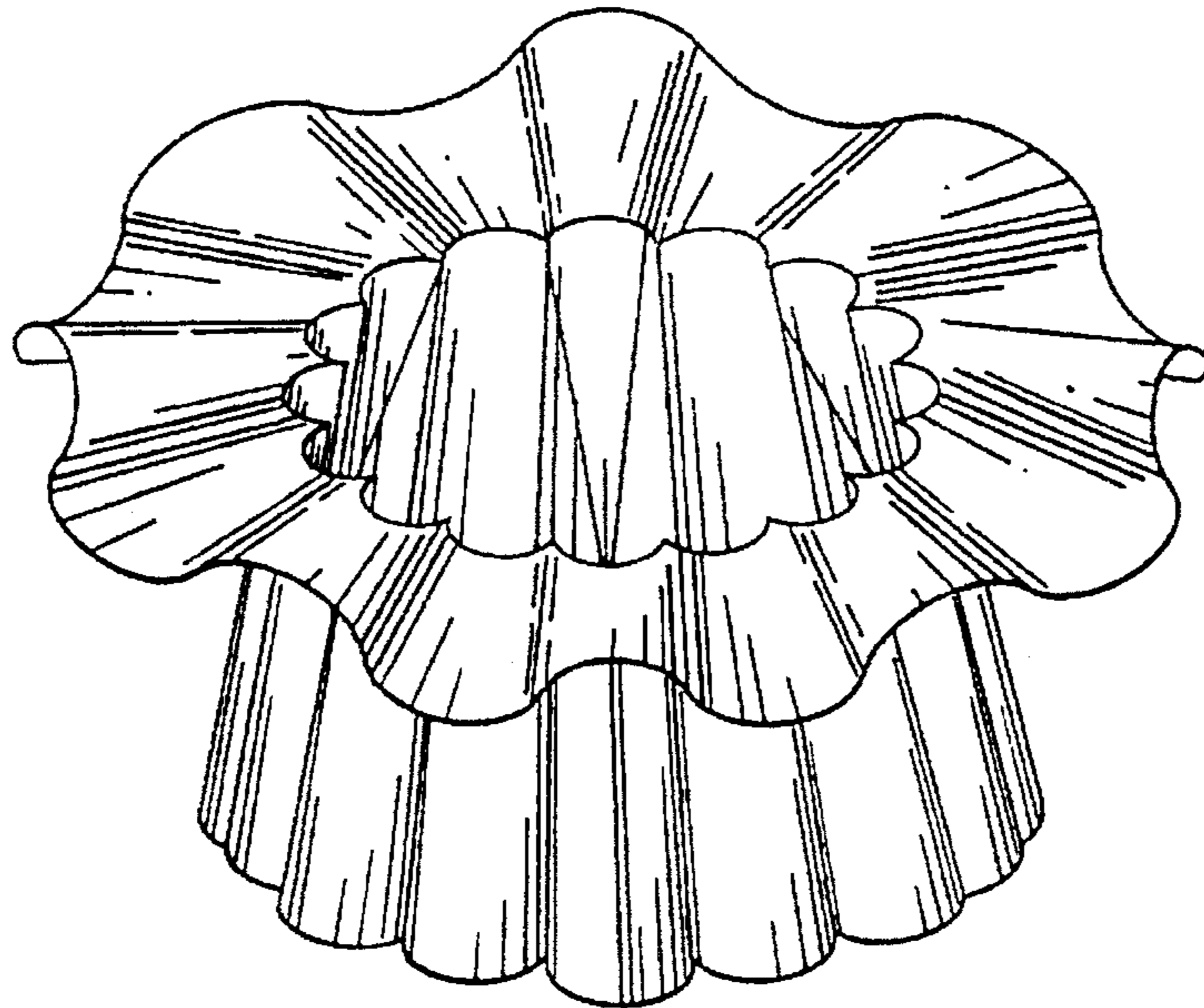


FIG. 15

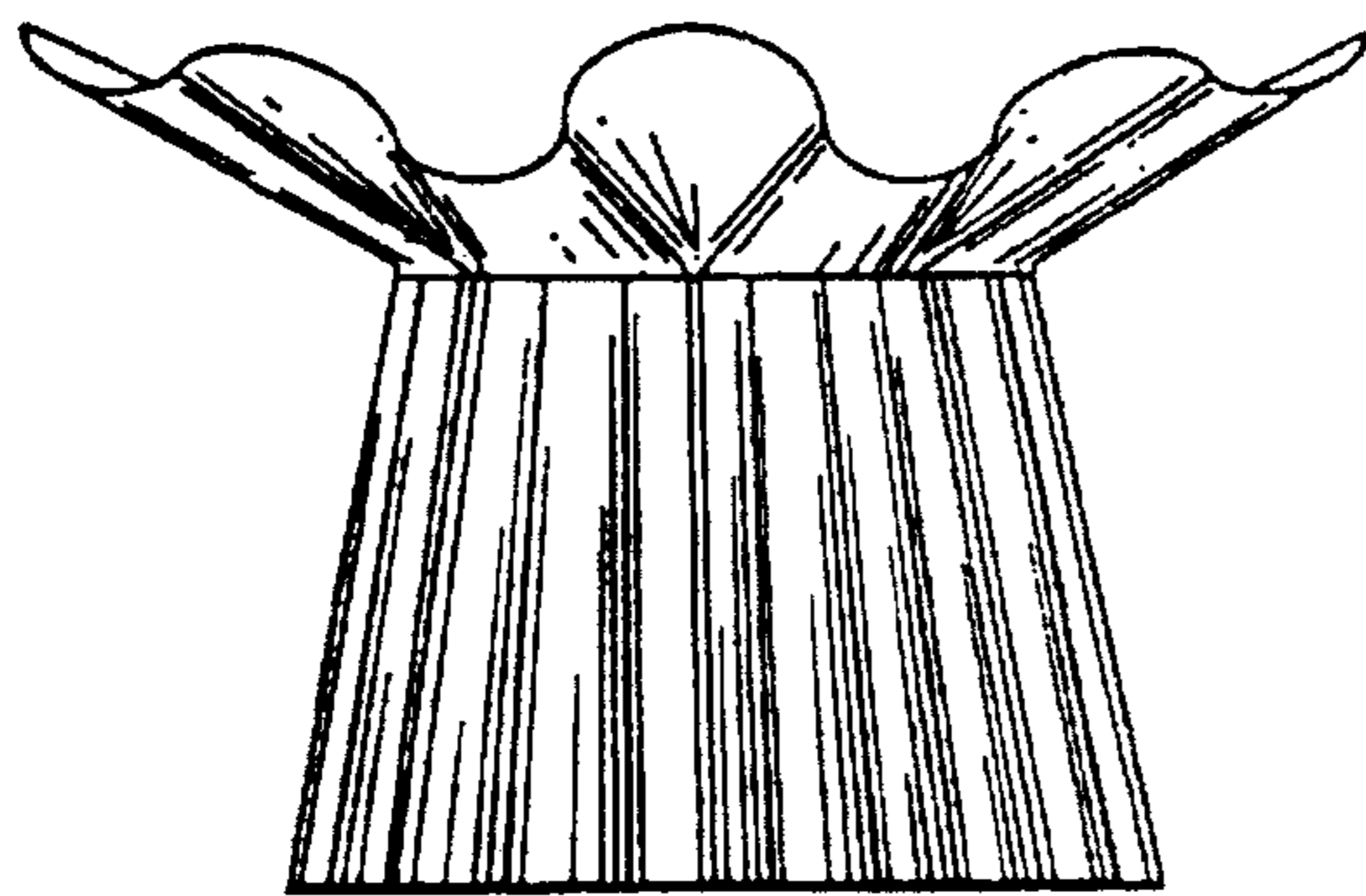


FIG. 16




FIG. 17




FIG. 18

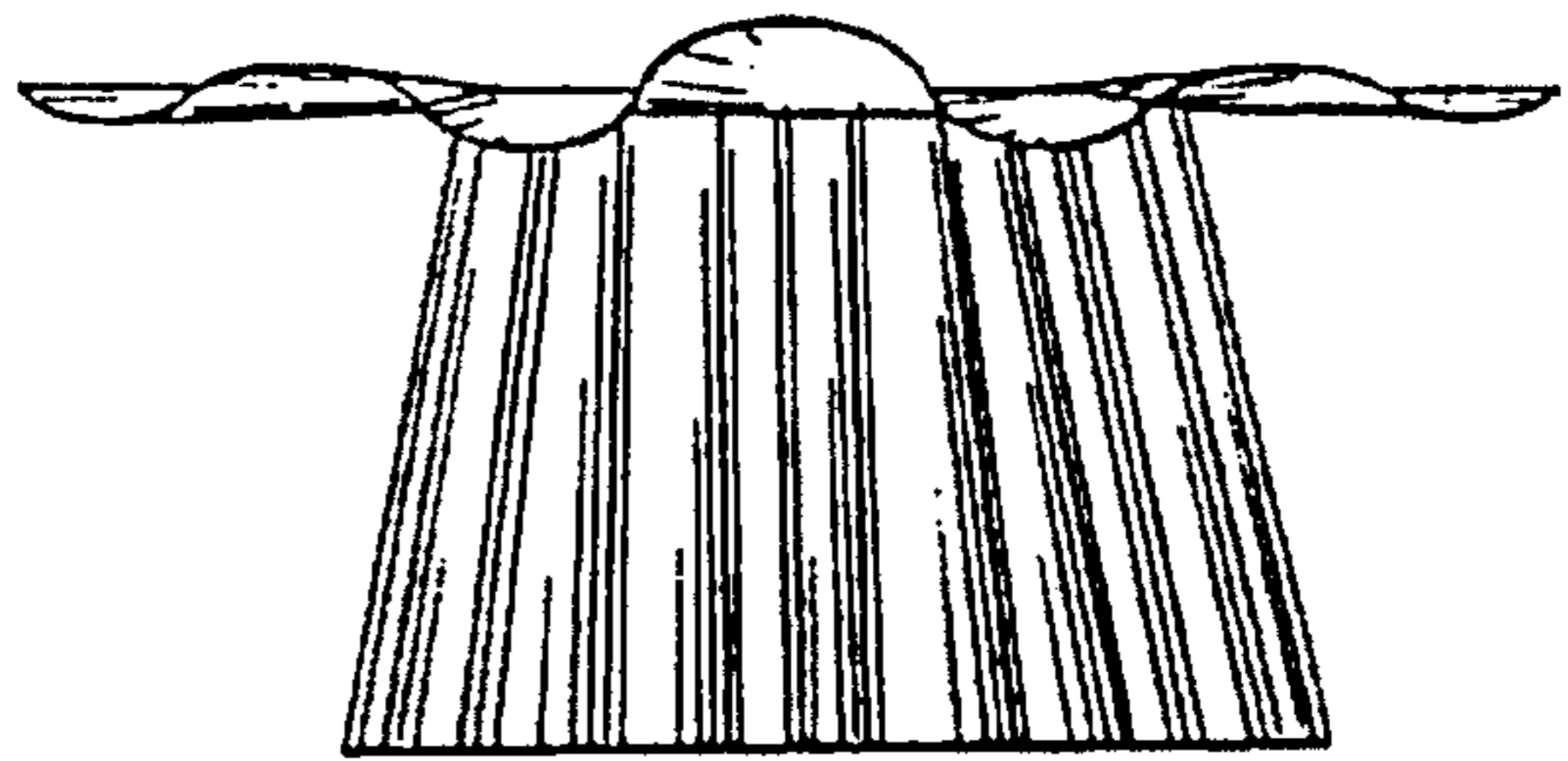


FIG. 19

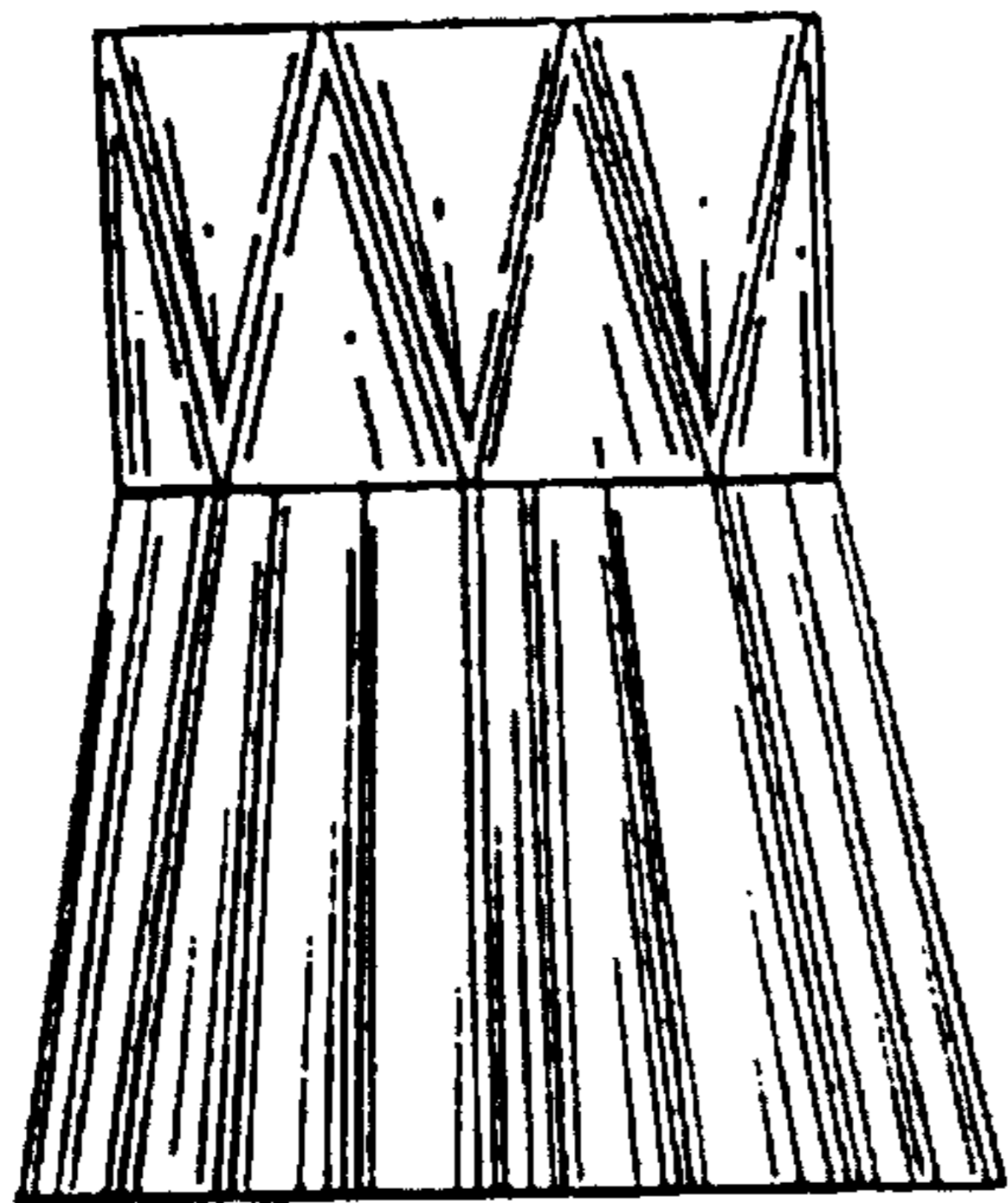


FIG. 20




FIG. 21