



US00D383402S

United States Patent [19] Takeichi

[11] Patent Number: **Des. 383,402**

[45] Date of Patent: ****Sep. 9, 1997**

[54] **WRIST WATCH**

[75] Inventor: **Takashi Takeichi**, Fussa, Japan

[73] Assignee: **Casio Computer Co., Ltd.**, Tokyo, Japan

[**] Term: **14 Years**

[21] Appl. No.: **56,113**

[22] Filed: **Jun. 24, 1996**

[51] LOC (6) Cl. **10-02**

[52] U.S. Cl. **D10/39; D10/30**

[58] Field of Search **D10/1-40, 122-132; 368/280-282, 276-277, 285**

OTHER PUBLICATIONS

Hong Kong Enterprise—Jun. 1990—p.#N/A—watch at right.

European Jeweler—Feb. 1987—p. 172—watch at lower-right side.

European Jeweler (U.Z.)—Sep. 1986—p. 132—watch at right.

Primary Examiner—Nelson C. Holtje
Attorney, Agent, or Firm—Frishauf, Holtz, Goodman, Langer & Chick

[57] **CLAIM**

The ornamental design for a wrist watch, as shown.

DESCRIPTION

FIG. 1 is a front elevational view of a wrist watch showing my new design;

FIG. 2 is a right side elevational view thereof;

FIG. 3 is a left side elevational view thereof;

FIG. 4 is a top plan view thereof;

FIG. 5 is a bottom plan view thereof;

FIG. 6 is a rear elevational view thereof; and,

FIG. 7 is a perspective view thereof.

[56] **References Cited**

U.S. PATENT DOCUMENTS

D. 287,470	12/1986	Houlihan	D10/30
D. 323,298	1/1992	Kawashima	D10/30 X
D. 357,636	4/1995	Riley	D10/30
D. 361,529	8/1995	Sakai	D10/39
D. 362,631	9/1995	Riley	D10/30
D. 362,632	9/1995	Riley	D10/30
D. 364,572	11/1995	Goto	D10/39
D. 366,426	1/1996	Kojima	D10/39

1 Claim, 2 Drawing Sheets



FIG. 4




FIG. 3




FIG. 1




FIG. 2

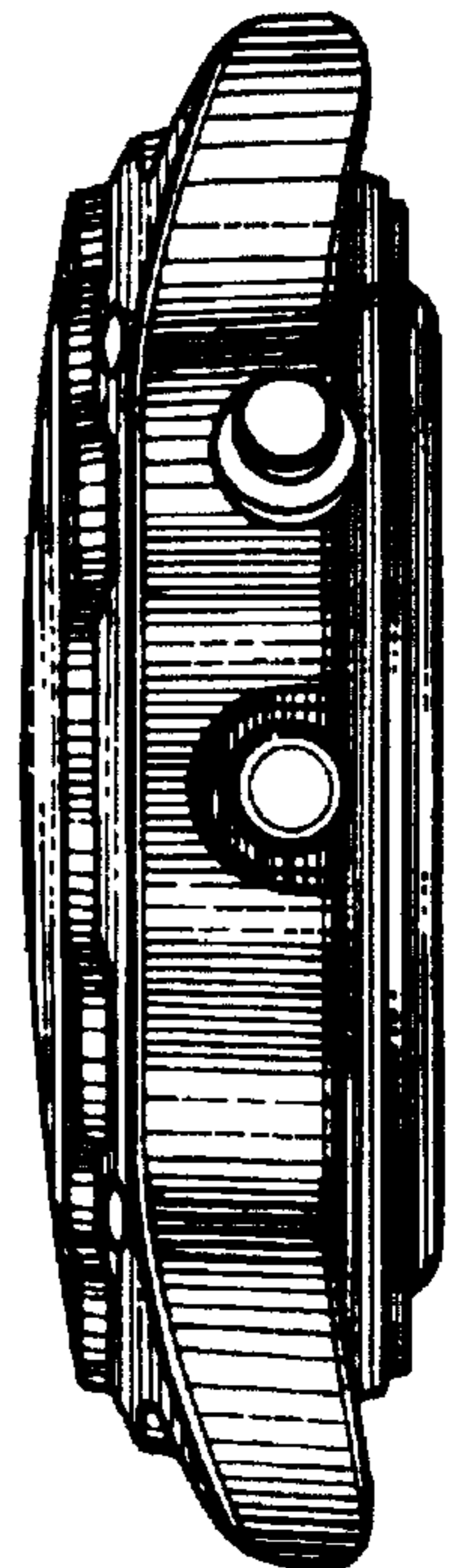


FIG. 5




FIG. 6




FIG. 7

