



US00D383397S

United States Patent [19]
Takahashi

[11] **Patent Number:** **Des. 383,397**

[45] **Date of Patent:** ****Sep. 9, 1997**

[54] **WATCH CASE**

[75] **Inventor:** **Takayuki Takahashi**, Sagamihara, Japan

[73] **Assignee:** **Citizen Watch Co., Ltd.**, Tokyo, Japan

[**] **Term:** **14 Years**

[21] **Appl. No.:** **53,153**

[22] **Filed:** **Apr. 15, 1996**

[51] **LOC (6) Cl.** **10-02**

[52] **U.S. Cl.** **D10/30; D10/39**

[58] **Field of Search** **D10/1-40, 122-132; 368/280-282, 276-277, 285**

[56] **References Cited**

U.S. PATENT DOCUMENTS

- D. 321,834 11/1991 Saint-Dizier D10/39
- D. 354,926 1/1995 Schopfer D10/30
- D. 357,636 4/1995 Riley D10/30

- D. 359,915 7/1995 Kubo D10/30
- D. 365,028 12/1995 Tonohori D10/30
- D. 370,640 6/1996 Oba D10/39

Primary Examiner—Nelson C. Holtje
Attorney, Agent, or Firm—Cushman, Darby & Cushman IP Group of Pillsbury Madison & Sutro LLP


[57] **CLAIM**

The ornamental design for a watch case, as shown.

DESCRIPTION

FIG. 1 is a perspective view of a watch case showing my new design from the front and top;
FIG. 2 is a left side elevational view thereof;
FIG. 3 is a right side elevational view thereof;
FIG. 4 is a front elevational view thereof;
FIG. 5 is a rear elevational view thereof;
FIG. 6 is a bottom plan view thereof; and,
FIG. 7 is a top plan view thereof.

1 Claim, 2 Drawing Sheets






FIG. 1




FIG. 2




FIG. 3




FIG. 4




FIG. 5



FIG. 6



FIG. 7