



US00D383396S

**United States Patent** [19]  
**Houlihan**

[11] **Patent Number: Des. 383,396**  
[45] **Date of Patent: \*\*Sep. 9, 1997**

[54] **CASE FOR A WATCH**

[75] **Inventor: John T. Houlihan**, Southbury, Conn.  
[73] **Assignee: Timex Corporation**, Middlebury, Conn.  
[\*\*] **Term: 14 Years**  
[21] **Appl. No.: 53,008**  
[22] **Filed: Mar. 27, 1996**  
[51] **LOC (6) Cl. .... 10-02**  
[52] **U.S. Cl. .... D10/30; D10/38**  
[58] **Field of Search .... D10/1-40, 122-132;**  
**368/280-282, 276-277, 28-30, 285, 239-242,**  
**82-84, 41-44**

**FOREIGN PATENT DOCUMENTS**

9404383 5/1994 Germany ..... D10/30 X

**OTHER PUBLICATIONS**

Timex 1992 Catalog, p. 23: . . . Style No. 82721 . . . Style No. 87121.  
Timex 1994 Catalog, p. 25: . . . Style No. 87111 . . . Style No. 87141 . . . Style No. 87137.  
Houlihan "Watch Case And Strap" Ser. No. D. 053,005 Atty. Docket No. A0099 Mar. 27, 1996.

*Primary Examiner*—Nelson C. Holtje  
*Attorney, Agent, or Firm*—Paul R. Juhasz

[57] **CLAIM**

The ornamental design for a "case for a watch", as shown and described.

[56] **References Cited**

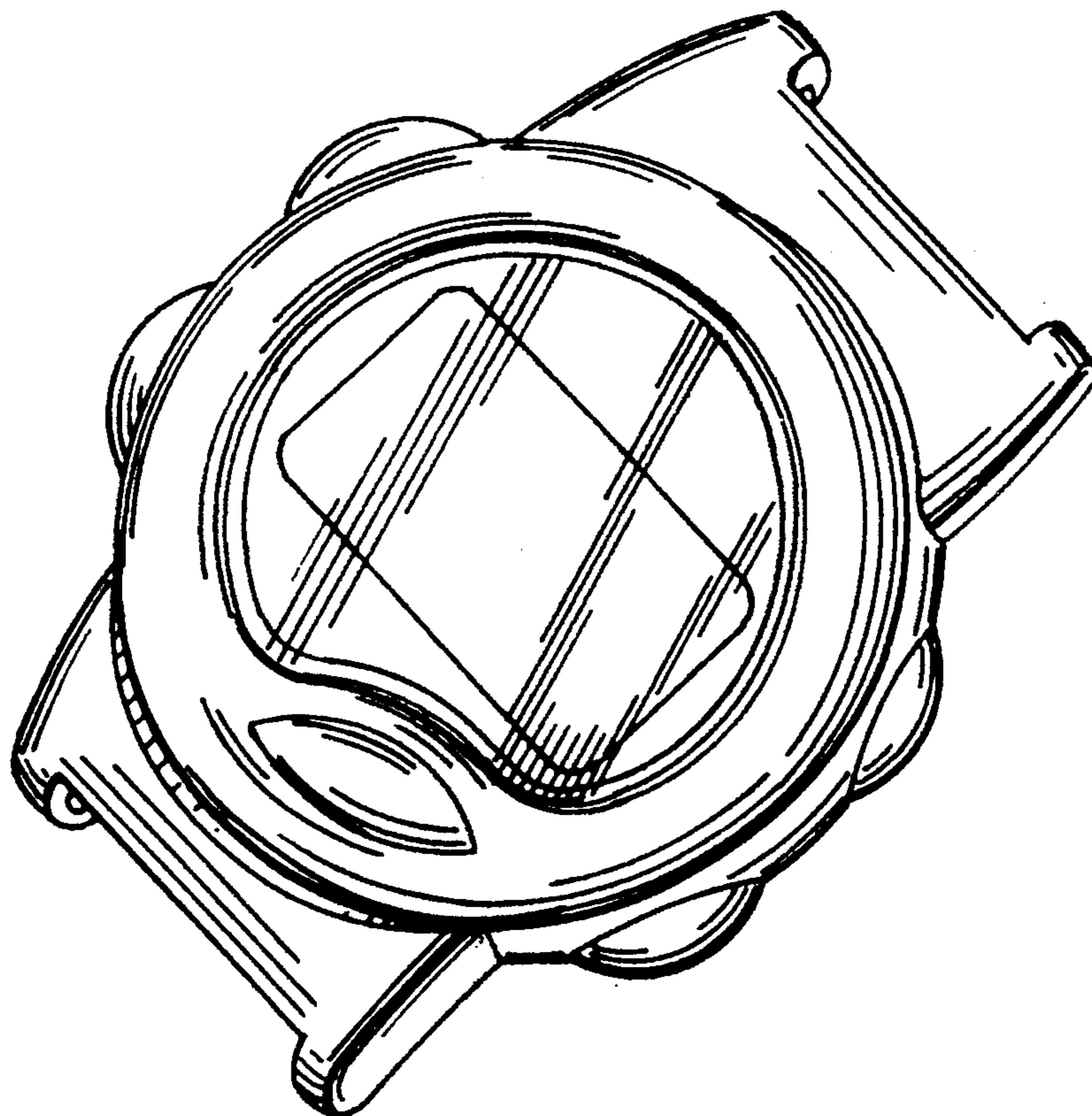
**U.S. PATENT DOCUMENTS**

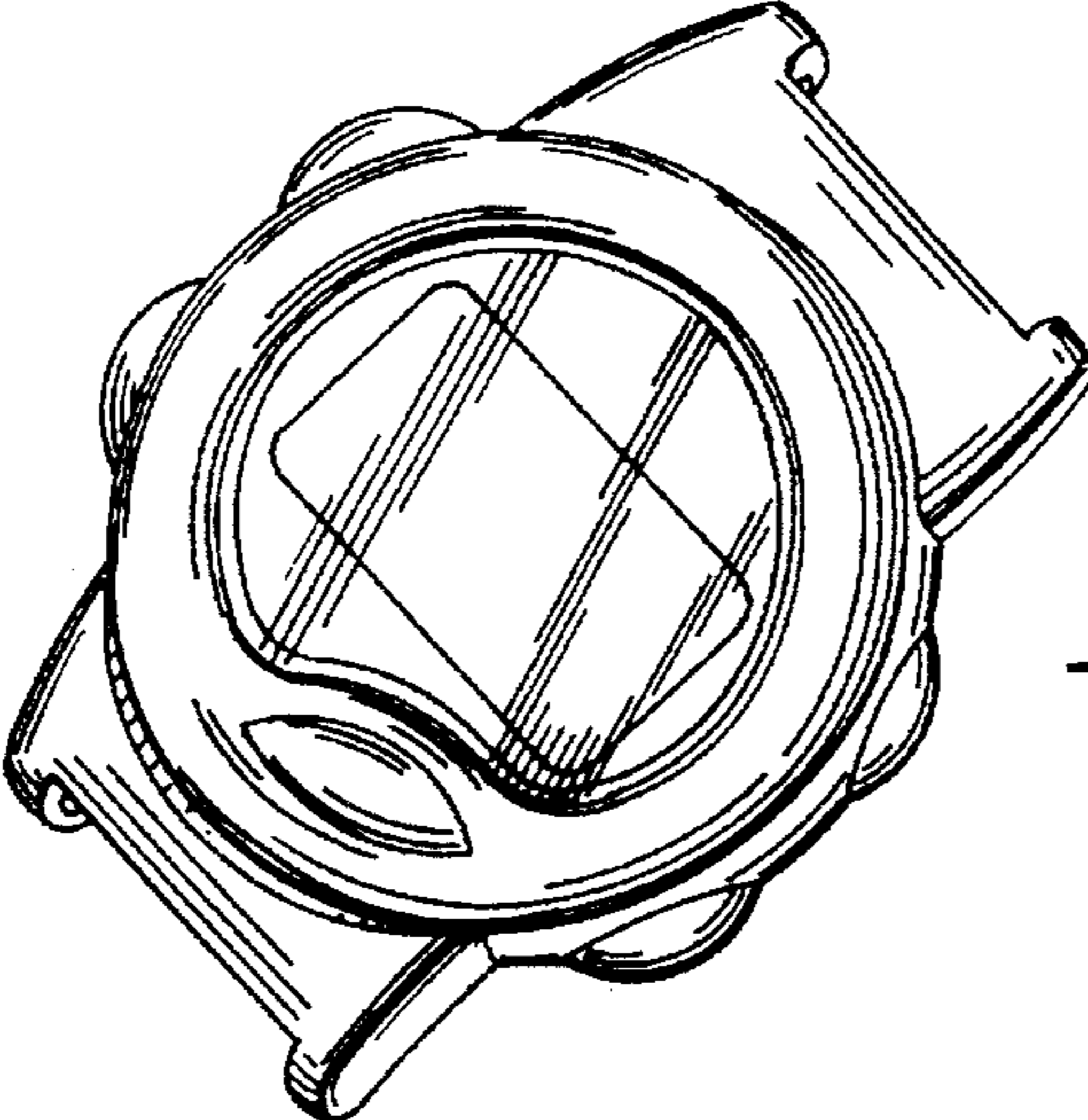
- D. 311,342 10/1990 Houlihan .
- D. 324,341 3/1992 Houlihan .
- D. 330,166 10/1992 Park .
- D. 333,987 3/1993 Sugibayashi .
- D. 339,749 9/1993 Ishizaka .
- D. 345,926 4/1994 Houlihan .
- D. 348,010 6/1994 Riley .
- D. 349,063 7/1994 Hanagata ..... D10/39
- D. 349,246 8/1994 Nakai .
- D. 361,274 8/1995 Houlihan .

**DESCRIPTION**


FIG. 1 is a perspective view of a case for a watch;  
FIG. 2 is a top plan view thereof;  
FIG. 3 is a left side elevational view thereof, the opposite end being a mirror image is not shown;  
FIG. 4 is an end elevational view thereof, the opposite end being a mirror image not shown; and,  
FIG. 5 is a bottom plan view thereof.

**1 Claim, 1 Drawing Sheet**

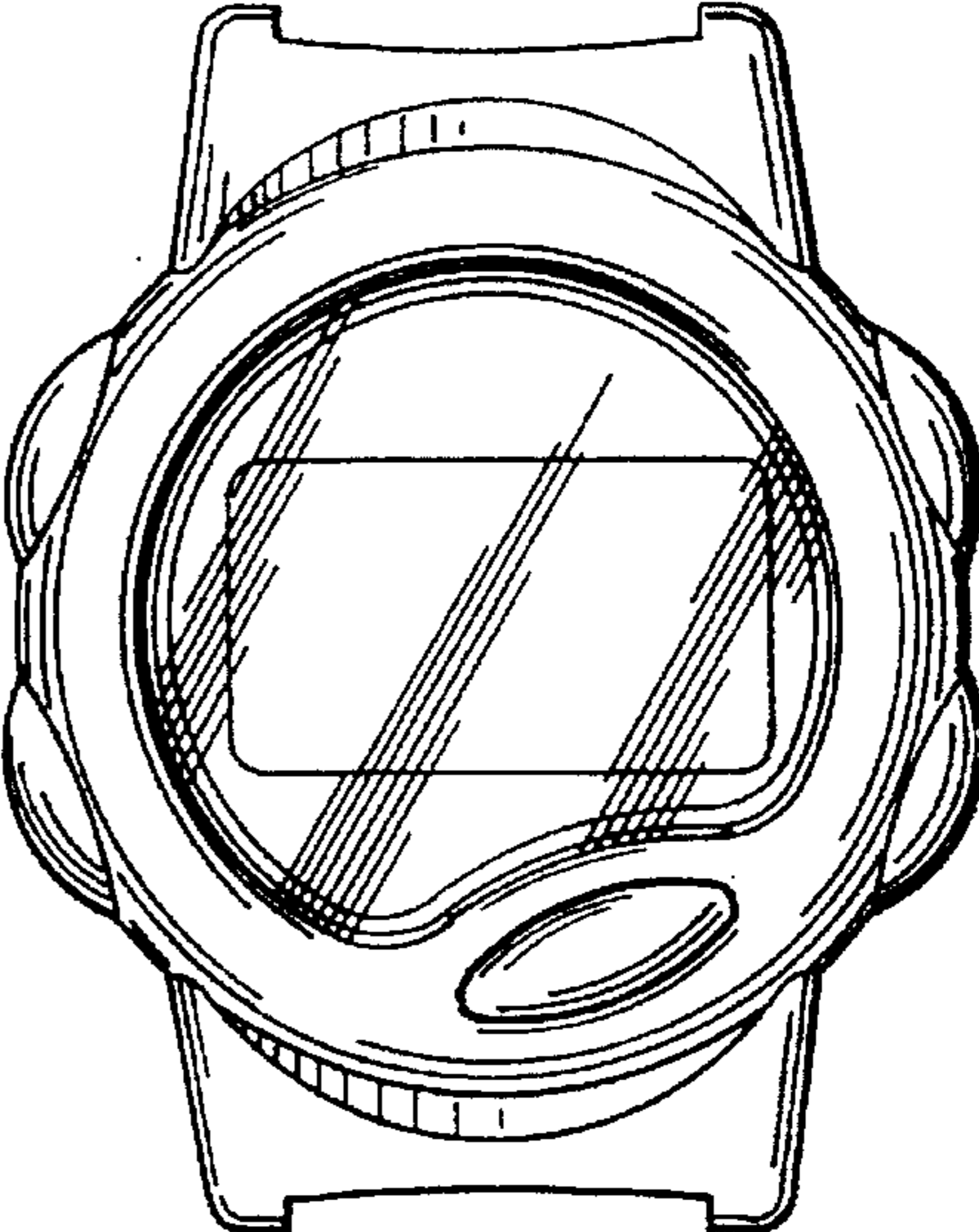




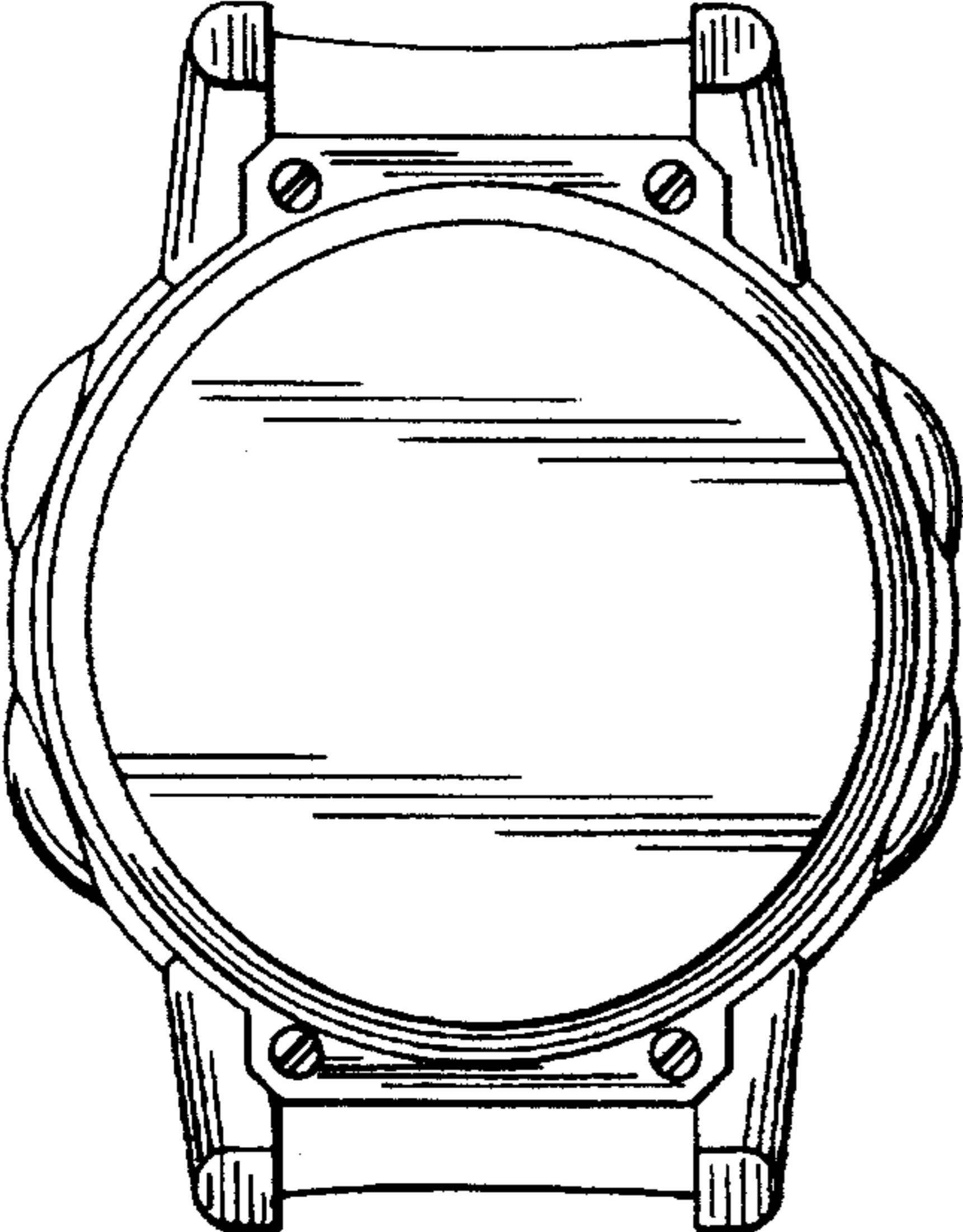
*Fig. 1*



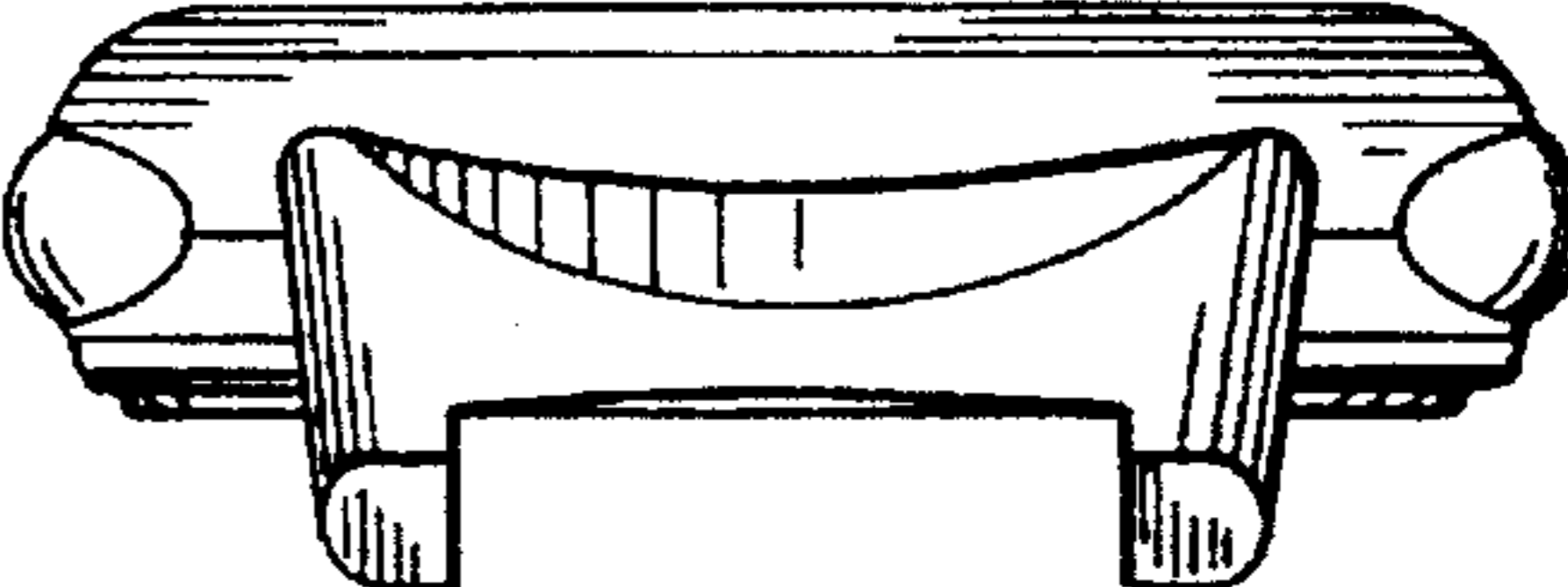
*Fig. 3*



*Fig. 2*



*Fig. 5*



*Fig. 4*