



US00D383370S

United States Patent [19]

[11] Patent Number: **Des. 383,370**

Chen et al.

[45] Date of Patent: ****Sep. 9, 1997**

[54] **KNIFE HANDLE WITH BLADE GUARD**

Attorney, Agent, or Firm—Foley & Lardner

[75] Inventors: **Paul Chen**, Taipei, Taiwan; **Yi Frenchie Jin**, Dalian, China

[57] **CLAIM**

The ornamental design for the knife handle with blade guard, as shown and described.

[73] Assignee: **Fiskars Inc.**, Madison, Wis.

[**] Term: **14 Years**

DESCRIPTION

[21] Appl. No.: **51,305**

FIG. 1 is a perspective view of a knife handle with blade guard showing our new design with the blade guard in an extended position;

[22] Filed: **Mar. 5, 1996**

FIG. 2 is a top plan view thereof;

[51] **LOC (6) Cl.** **08-03**

[52] **U.S. Cl.** **D8/107; D8/99**

[58] **Field of Search** D8/99, 107, 95, D8/96, 97; 30/155, 160, 517, 161, 151, 152, 153, 154

FIG. 3 is a bottom plan view thereof;

FIG. 4 is a left side elevational view thereof;

FIG. 5 is a right side elevational view thereof;

FIG. 6 is a front elevational view thereof;

[56] **References Cited**

U.S. PATENT DOCUMENTS

| | | | | |
|------------|---------|-------------------|-------|--------|
| D. 265,719 | 8/1982 | Dowdy | | D8/99 |
| D. 279,447 | 7/1985 | Gangelhoff et al. | | D8/99 |
| D. 307,383 | 4/1990 | Huang | | D8/97 |
| D. 307,702 | 5/1990 | Hsu | | D8/97 |
| D. 357,166 | 4/1995 | Concari | | D8/97 |
| 728,416 | 5/1903 | Rowland | | 30/153 |
| 770,118 | 9/1904 | Rowland | | 30/153 |
| 939,091 | 11/1909 | Riggs | . | |
| 947,980 | 2/1910 | Romano | | 30/153 |
| 4,573,268 | 3/1986 | Call | | 30/160 |

FIG. 7 is a rear elevational view thereof;

FIG. 8 is a perspective view of a knife handle with blade guard showing our new design with the blade guard in a retracted position;

FIG. 9 is a top plan view thereof;

FIG. 10 is a bottom plan view thereof;

FIG. 11 is a left side elevational view thereof;

FIG. 12 is a right side elevational view thereof;

FIG. 13 is a front elevational view thereof; and,

FIG. 14 is a rear elevational view thereof.

The broken line showing of the blade and pivot is for illustrative purposes only and forms no part of the claimed design.

FOREIGN PATENT DOCUMENTS

243609 3/1995 Taiwan .

OTHER PUBLICATIONS

Marbles Knife & Axe Book, 1978, pp. 31-33, Folding Knives.

Primary Examiner—Philip S. Hyder

1 Claim, 3 Drawing Sheets

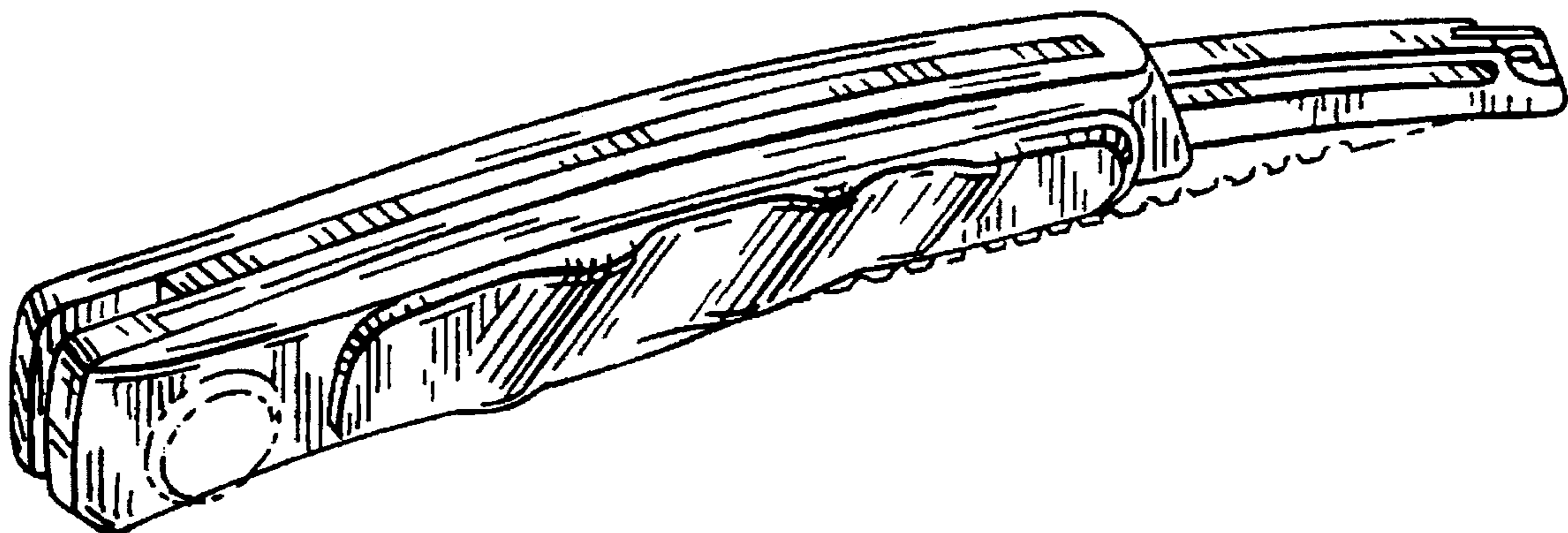


FIG. 1

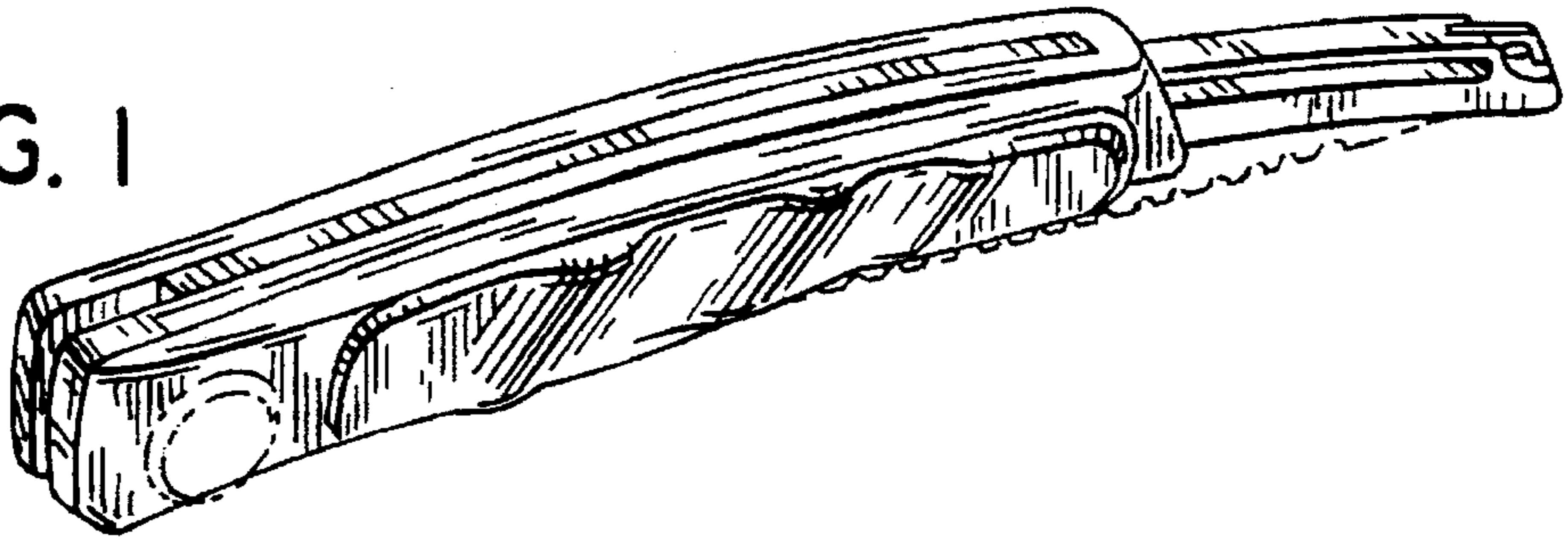


FIG. 2

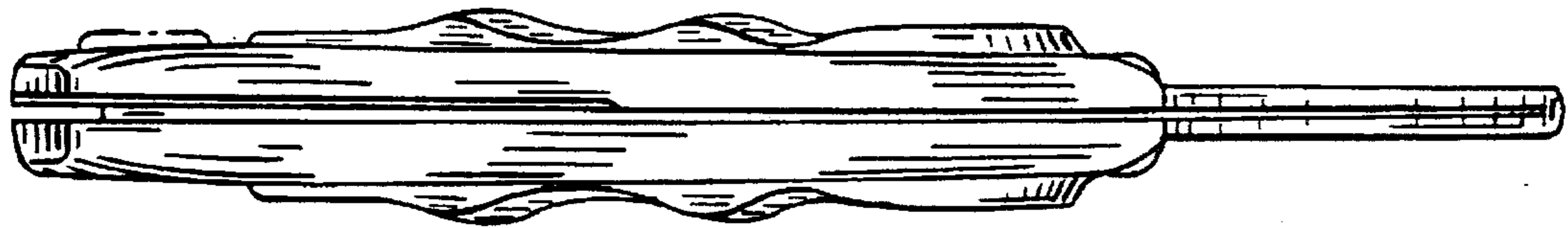
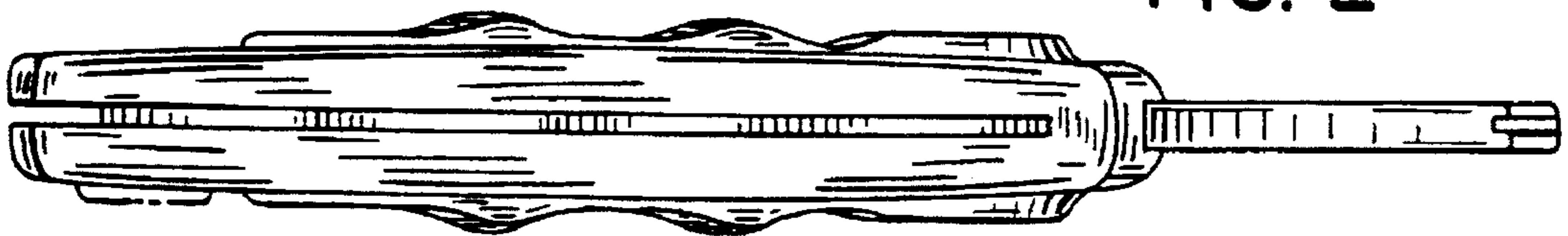


FIG. 3

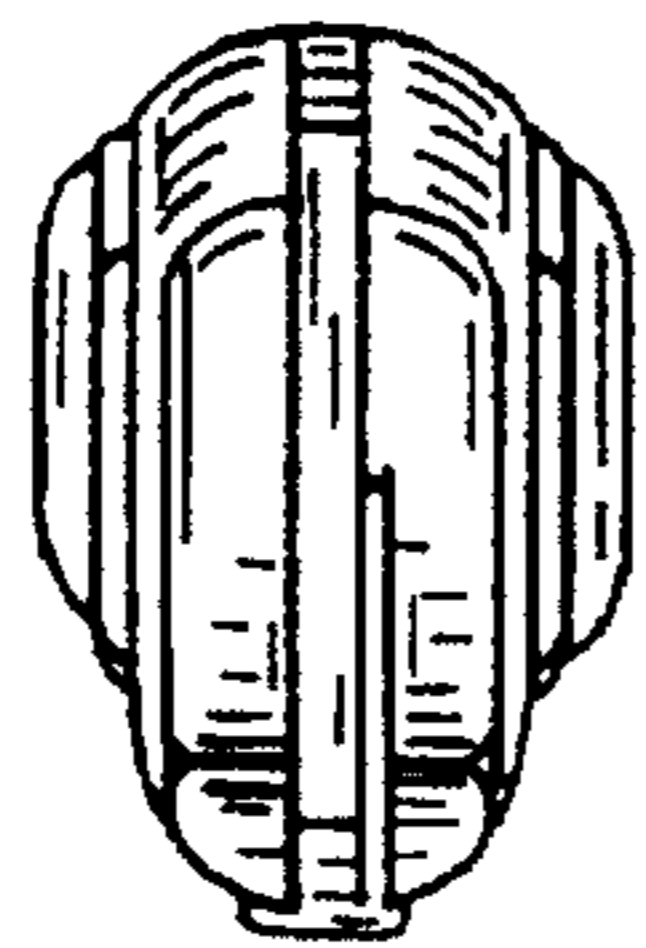


FIG. 4

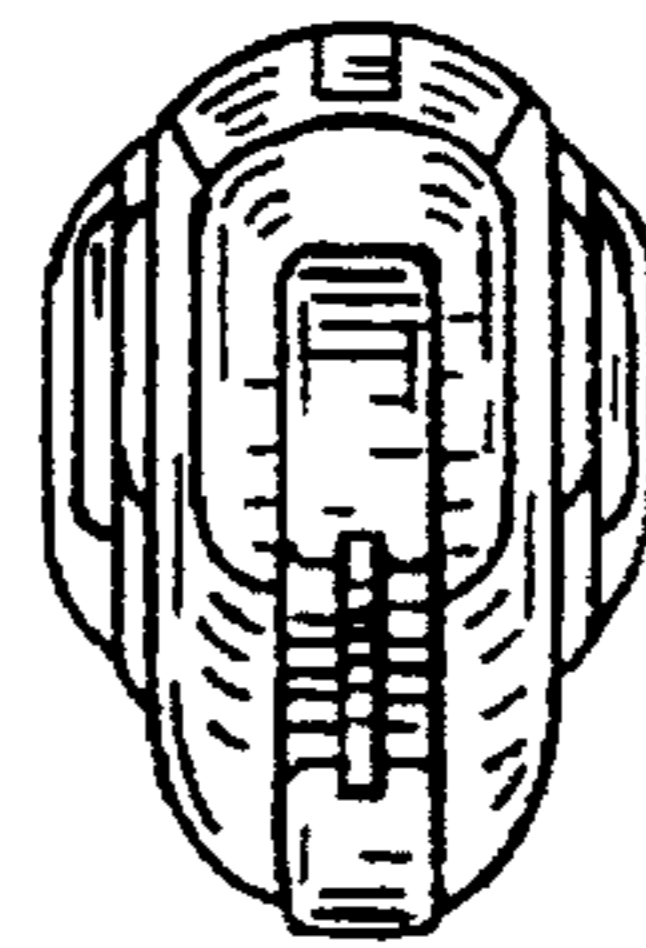


FIG. 5




FIG. 6




FIG. 7

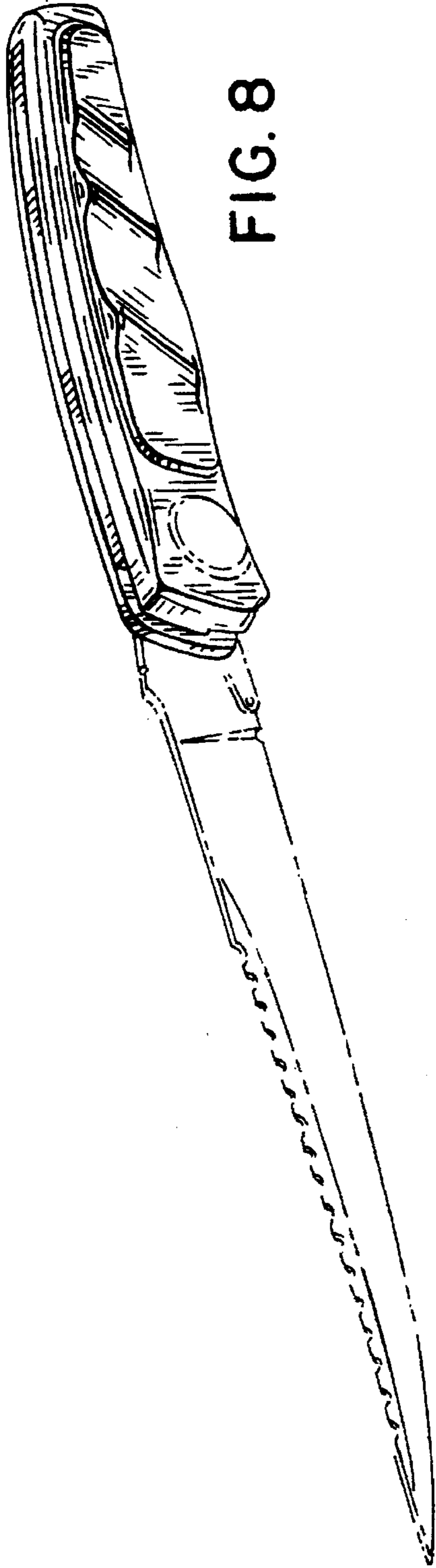


FIG. 8

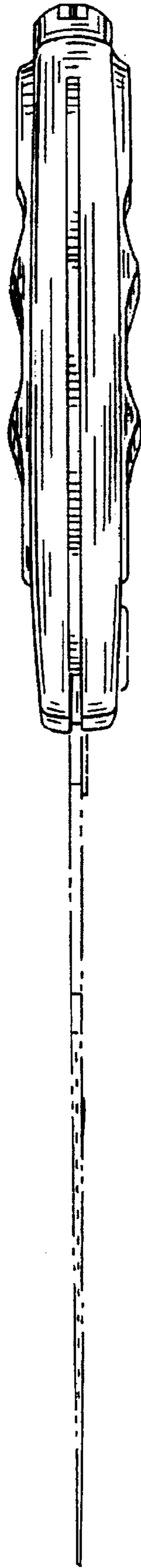


FIG. 9

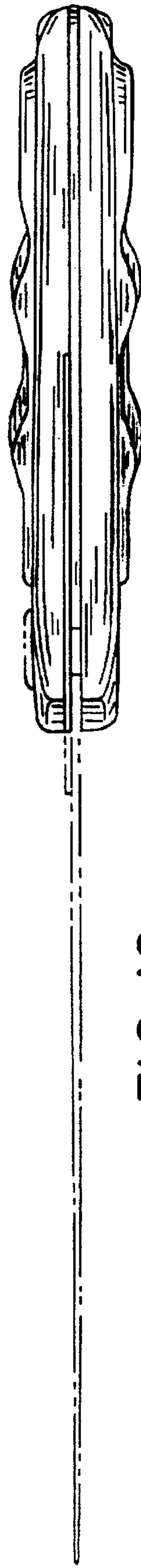


FIG. 10

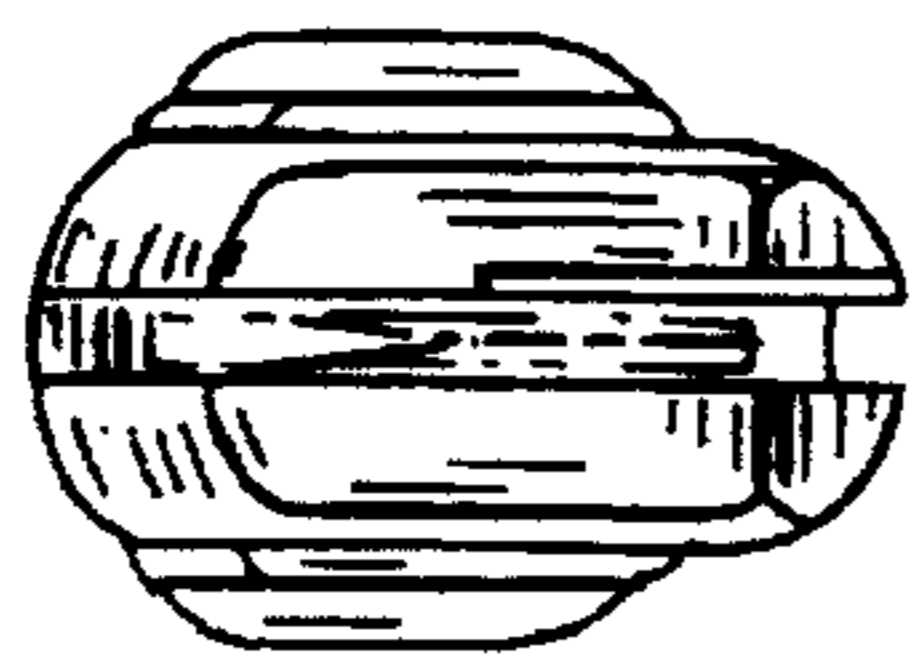


FIG. 11

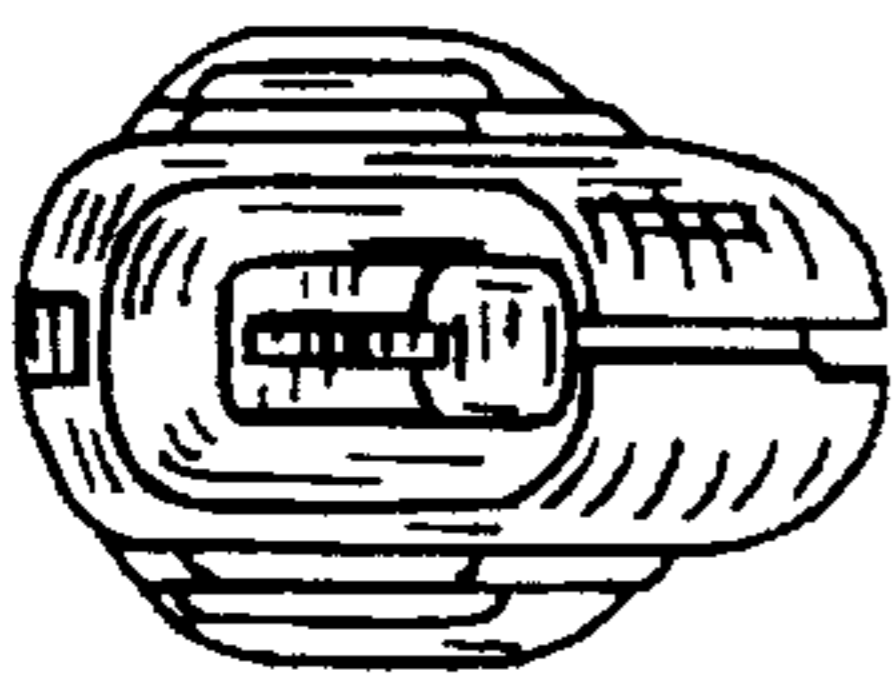


FIG. 12

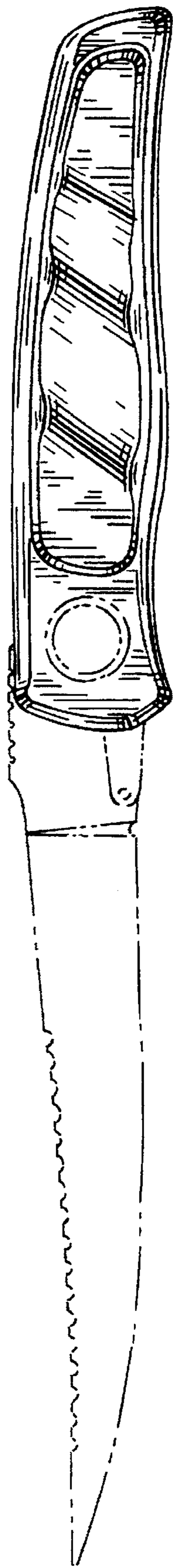


FIG. 13

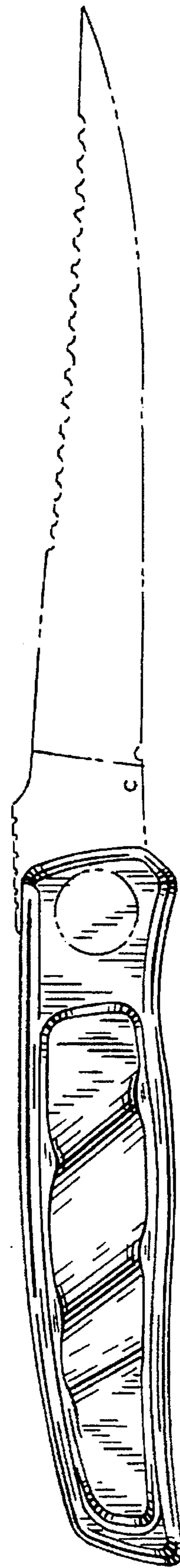


FIG. 14