



US00D383357S

**United States Patent** [19]  
**Ferrara, Jr.**

[11] **Patent Number:** **Des. 383,357**  
[45] **Date of Patent:** **\*\*Sep. 9, 1997**

[54] **UTILITY LIGHTER**

[75] **Inventor:** **Daniel A. Ferrara, Jr., Bantam, Conn.**

[73] **Assignee:** **BIC Corporation, Milford, Conn.**

[\*\*] **Term:** **14 Years**

[21] **Appl. No.:** **53,483**

[22] **Filed:** **Apr. 23, 1996**

[51] **LOC (6) Cl.** ..... **07-99**

[52] **U.S. Cl.** ..... **D7/416**

[58] **Field of Search** ..... **D7/416, 417; D27/139, D27/141, 142, 147, 148, 154; 126/25 B, 409; 431/254, 13**

[56] **References Cited**

**U.S. PATENT DOCUMENTS**

D. 203,349	12/1965	Gross	.....	D7/416
D. 213,518	3/1969	Poppel	.....	D7/416
D. 258,840	4/1981	Plozner	.....	D7/416
D. 267,820	2/1983	Tomita	.....	D7/416
D. 295,598	5/1988	Takase	.....	D7/416
D. 314,118	1/1991	Capilla	.....	D7/416
D. 327,813	7/1992	Shike et al.	.....	D7/416
D. 354,196	1/1995	Inoue	.....	D7/416
D. 360,107	7/1995	Segawa	.....	D7/416
D. 360,557	7/1995	Ono et al.	.....	D7/416
910,313	1/1909	Raymond	.....	D27/148
3,520,647	7/1970	Van Poppel	.	
3,947,731	3/1976	Vainer	.	
4,222,734	9/1980	Nolf	.	
4,253,818	3/1981	Ogawa et al.	.	
4,253,820	3/1981	Jarreau	.	
4,259,059	3/1981	Roosa et al.	.	
4,273,528	6/1981	Gobelt	.	

4,292,021	9/1981	Miyagawa	.	
4,389,187	6/1983	Sims	.	
4,462,791	7/1984	Hayden	.	
4,502,465	3/1985	Yoshinaga et al.	.....	126/409
4,538,983	9/1985	Zeller et al.	.	
4,810,173	3/1989	Thomson et al.	.....	D7/416 X
5,135,388	8/1992	Pettit	.	
5,154,601	10/1992	Capilla	.	
5,199,865	4/1993	Liang	.	
5,222,889	6/1993	Hsu	.	
5,326,256	7/1994	Shike	.	

**FOREIGN PATENT DOCUMENTS**

DM/034 000 7/1995 Spain .

**OTHER PUBLICATIONS**

EPA, Lighter undated.

*Primary Examiner*—M. N. Pandozzi

*Attorney, Agent, or Firm*—Pennie & Edmonds

[57] **CLAIM**

The ornamental design for a utility lighter, as shown and described.

**DESCRIPTION**

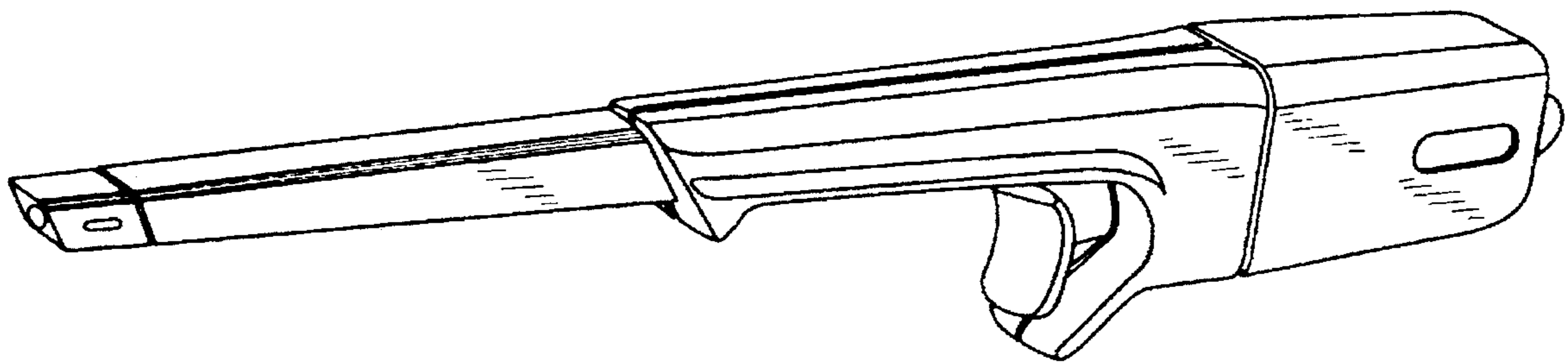
FIG. 1 is a rear perspective view of a utility lighter showing my new design;

FIG. 2 is an end view of the utility lighter shown in FIG. 1; FIG. 3 is the other end view of the utility lighter shown in FIG. 1;

FIG. 4 is a top view of the utility lighter shown in FIG. 1; and,

FIG. 5 is a front view of the utility lighter shown in FIG. 1.

**1 Claim, 2 Drawing Sheets**



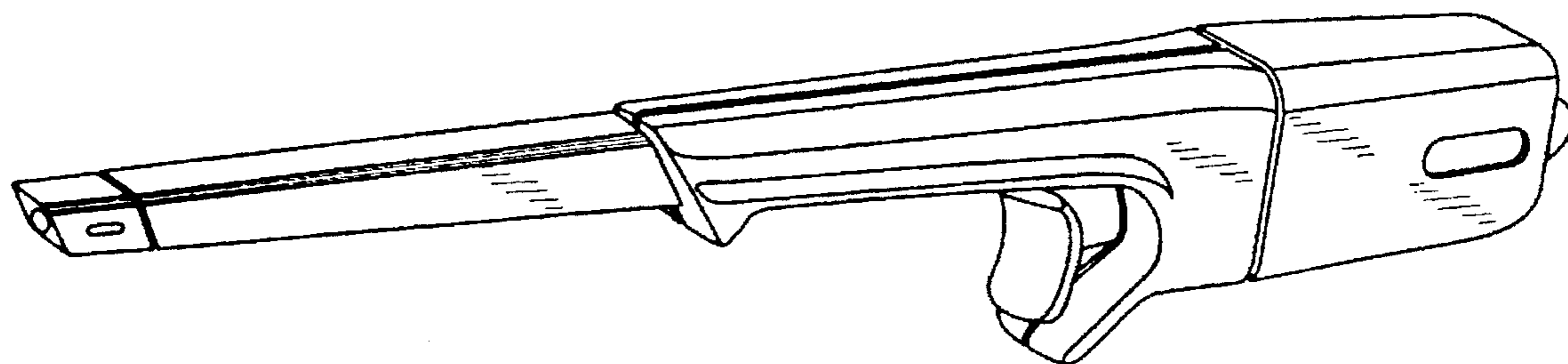


FIG 1

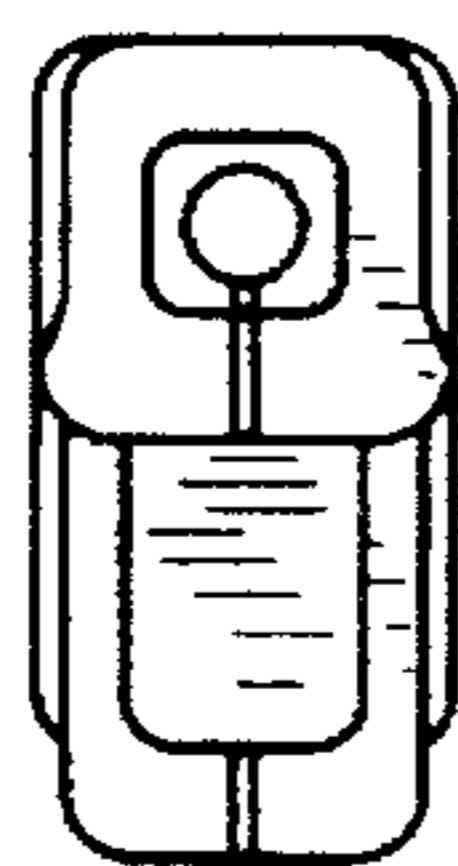


FIG 2

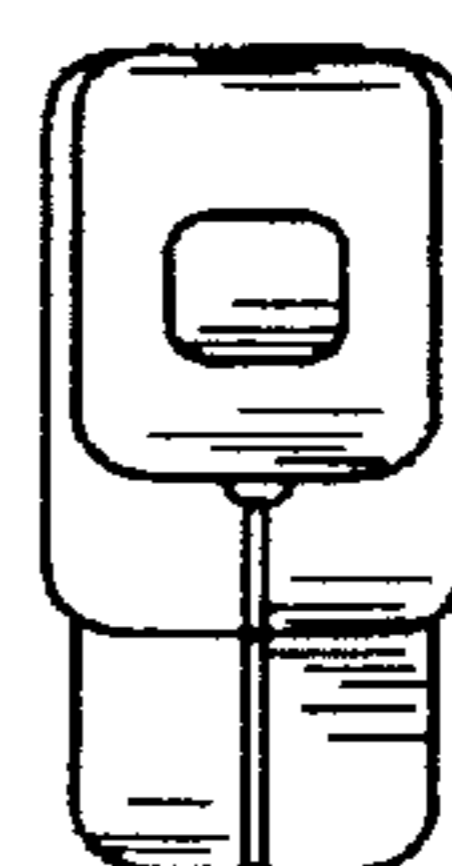


FIG 3




FIG 4




FIG 5