



US00D383355S

# United States Patent [19]

[11] Patent Number: **Des. 383,355**

Uter

[45] Date of Patent: **\*\*Sep. 9, 1997**

[54] **FOOD GRILL AND CATCH PAN FOR USE IN CONVENTIONAL OVENS**

[76] Inventor: **Donavon S. Uter**, 13 N. Bleeker St., Apt. 9, Mount Vernon, N.Y. 10550

[\*\*] Term: **14 Years**

3,491,743	1/1970	Temp	.....	D7/337 X
3,757,671	9/1973	Warshauer et al.	.....	99/400
3,946,651	3/1976	Garcia	.....	D7/337 X
3,947,657	3/1976	Ershler	.....	99/400 X
4,598,634	7/1986	Van Horn, II	.....	99/400 X
5,176,067	1/1993	Higgins	.....	D7/337 X

[21] Appl. No.: **49,536**

[22] Filed: **Jan. 29, 1996**

[51] LOC (6) Cl. .... **07-02**

[52] U.S. Cl. .... **D7/359; D7/550**

[58] Field of Search ..... D7/409, 408, 359, D7/667, 388, 337, 550, 354, 363; 99/440, 417, 336; 220/912

### OTHER PUBLICATIONS

Grill (bottom right), Service Merchandise Dec. 20, 1996.  
BBQ Grill, Hong Kong Enterprise Nov. 1983, p. 168.

Primary Examiner—M. N. Pandozzi

### [57] CLAIM

The ornamental design for a food grill and catch pan for use in conventional ovens, as shown and described.

### DESCRIPTION

FIG. 1 is a front elevational view of the food grill and catch pan for use in conventional ovens showing my new design; FIG. 2 is a rear elevational view thereof; FIG. 3 is a right view thereof; FIG. 4 is a left view thereof; FIG. 5 is a top plan view thereof; FIG. 6 is a bottom plan view thereof; and, FIG. 7 is an exploded perspective view thereof.

### [56] References Cited

#### U.S. PATENT DOCUMENTS

D. 187,095	1/1960	Joseph	.....	D7/337
D. 282,139	1/1986	Radford	.....	D7/359 X
D. 333,588	3/1993	Bergman	.....	D7/337 X
D. 356,005	3/1995	Goble	.....	D7/337
D. 363,410	10/1995	Hazen	.....	D7/359
1,650,634	11/1927	Lutzler	.....	D7/359 X
2,403,134	7/1946	Stephenson	.....	D7/409
3,019,721	2/1962	Haapala	.....	99/400
3,450,025	6/1969	Fleming	.....	99/400 X

**1 Claim, 3 Drawing Sheets**

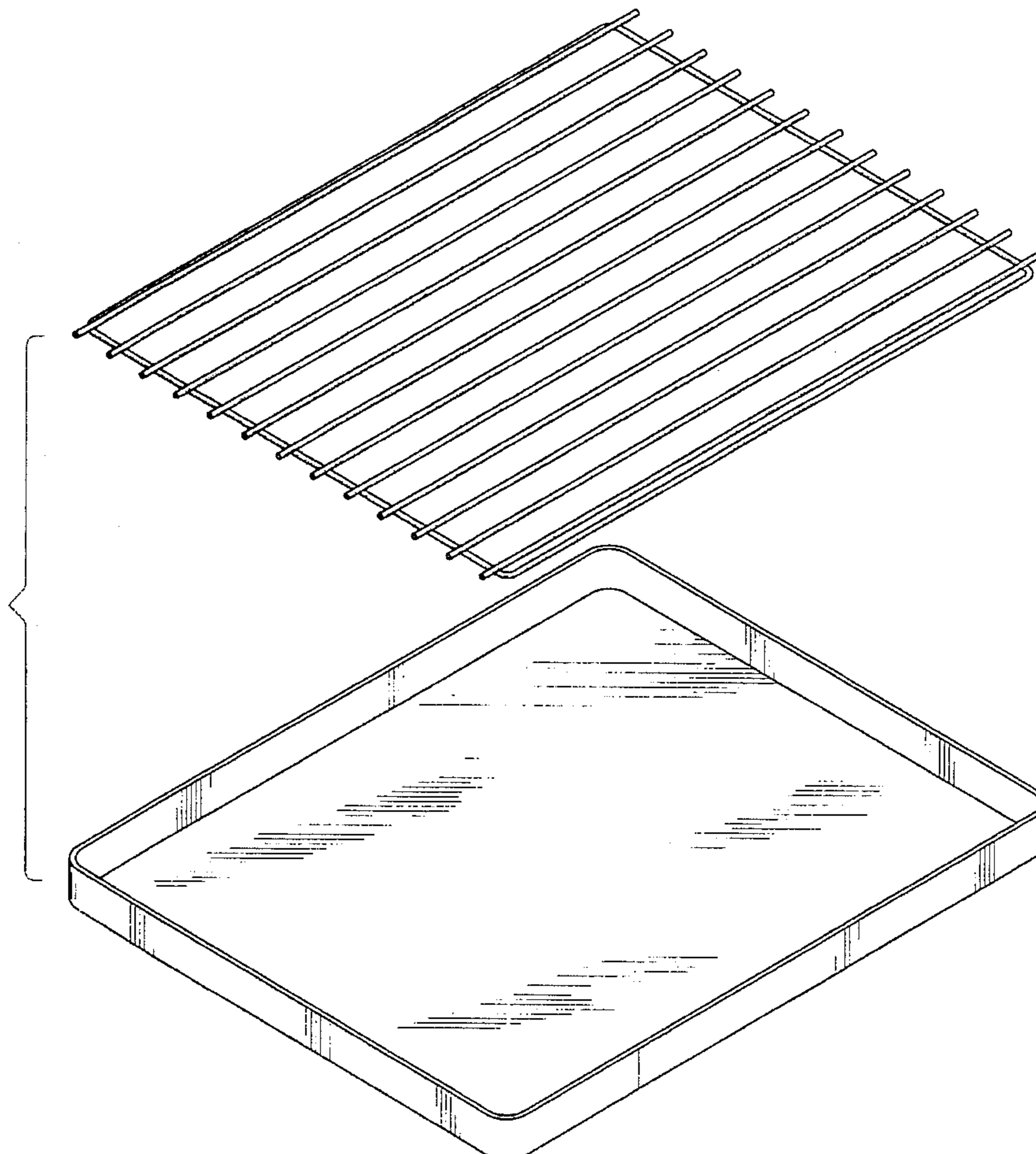


FIG. 1

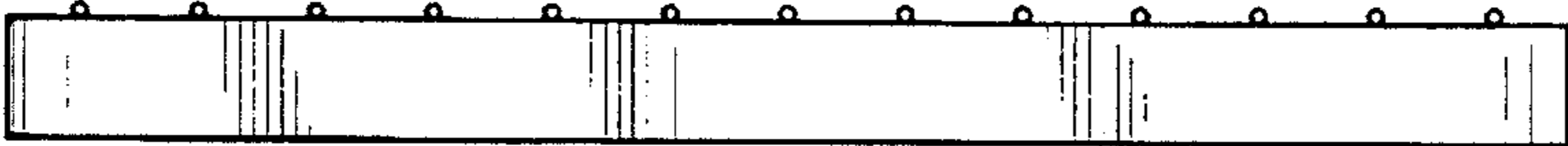


FIG. 2



FIG. 3



FIG. 4

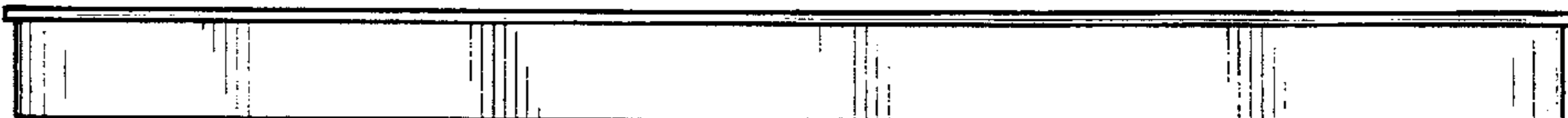


FIG. 5




FIG. 6




FIG. 7

