



US00D383354S

United States Patent [19]

[11] Patent Number: **Des. 383,354**

Nassar

[45] Date of Patent: ****Sep. 9, 1997**

[54] **THREE COMPARTMENT FRY PAN**

[76] Inventor: **Jacqueline S. Nassar**, 30699 State St., Perdido Beach, Ala. 36530

[**] Term: **14 Years**

[21] Appl. No.: **49,274**

[22] Filed: **Jan. 22, 1996**

[51] LOC (6) Cl. **07-02**

[52] U.S. Cl. **D7/357; D7/361**

[58] Field of Search **D7/357, 356, 358, D7/354, 549, 361, 349, 323, 543, 553, 541, 366, 393, 395; D9/424; 220/575, 912, 763**

[56] **References Cited**

U.S. PATENT DOCUMENTS

D. 16,566	3/1886	Ring et al.	D7/357
D. 28,363	3/1898	Miller	D7/357
D. 246,275	11/1977	Wiley	D7/549
D. 339,030	9/1993	Bitel, Sr.	D7/549

D. 364,537	11/1995	Anderson	D7/553
D. 373,287	9/1996	Antonio	D7/561
867,086	9/1907	Sullivan	220/912
1,522,329	1/1925	Salucci	220/763
2,077,273	4/1937	Serio	D7/395 X
2,240,607	5/1941	Bartsch	220/575 X
2,515,617	7/1950	Tilford	220/912

OTHER PUBLICATIONS

Taipan, by Taylor & NG San Francisco Jan. 1989.
Skillet Shape Cheese Board, Home Furnishings Daily Mar. 6, 1958 p. 18.

Primary Examiner—M. N. Pandozzi

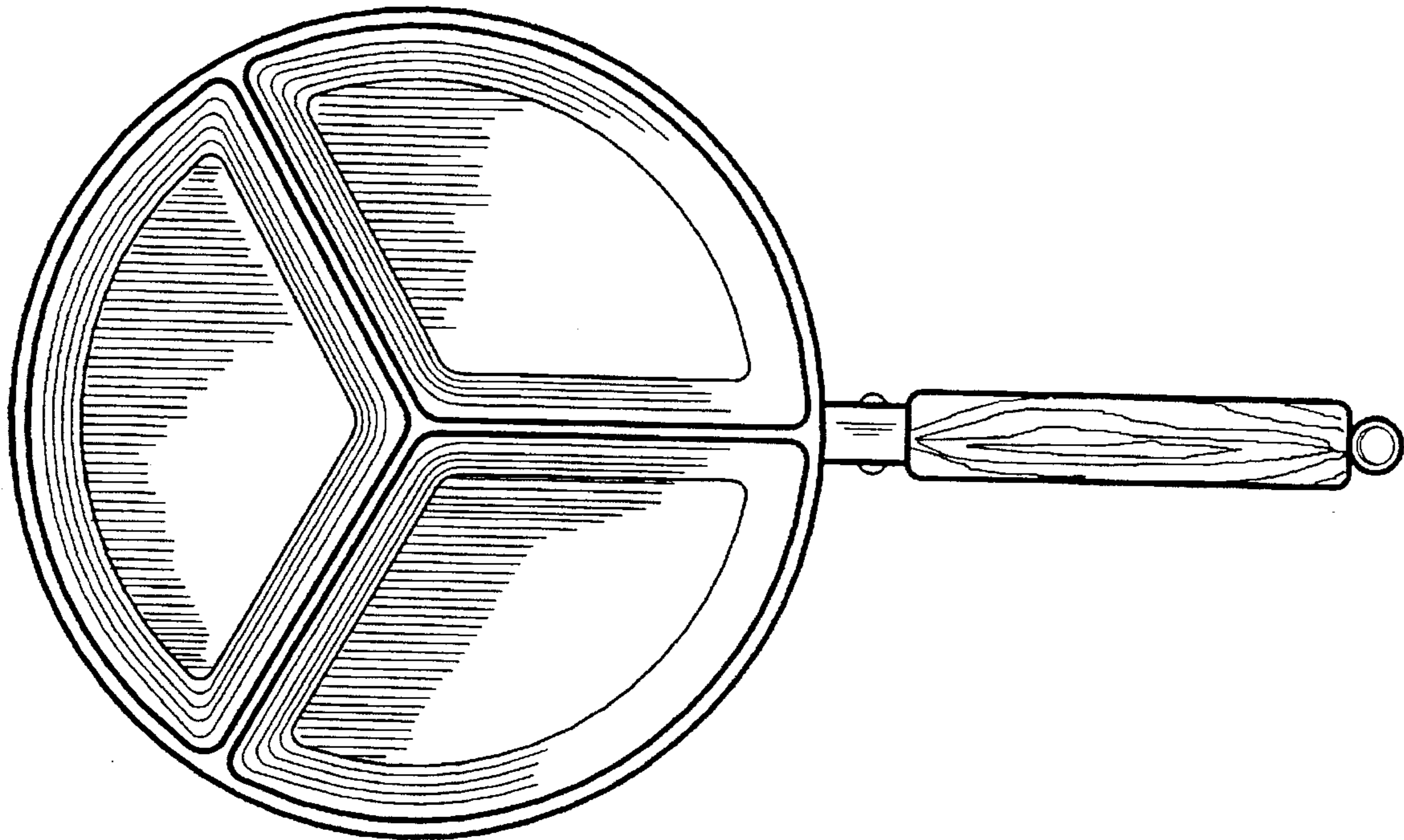
[57] CLAIM

The ornamental design for a three compartment fry pan, as shown and described.

DESCRIPTION

FIG. 1 is a top plan view of a three compartment fry pan showing my new design;
FIG. 2 is a right side elevational view thereof, the left side elevational view being a mirror image; and,
FIG. 3 is a top perspective view thereof.

1 Claim, 2 Drawing Sheets



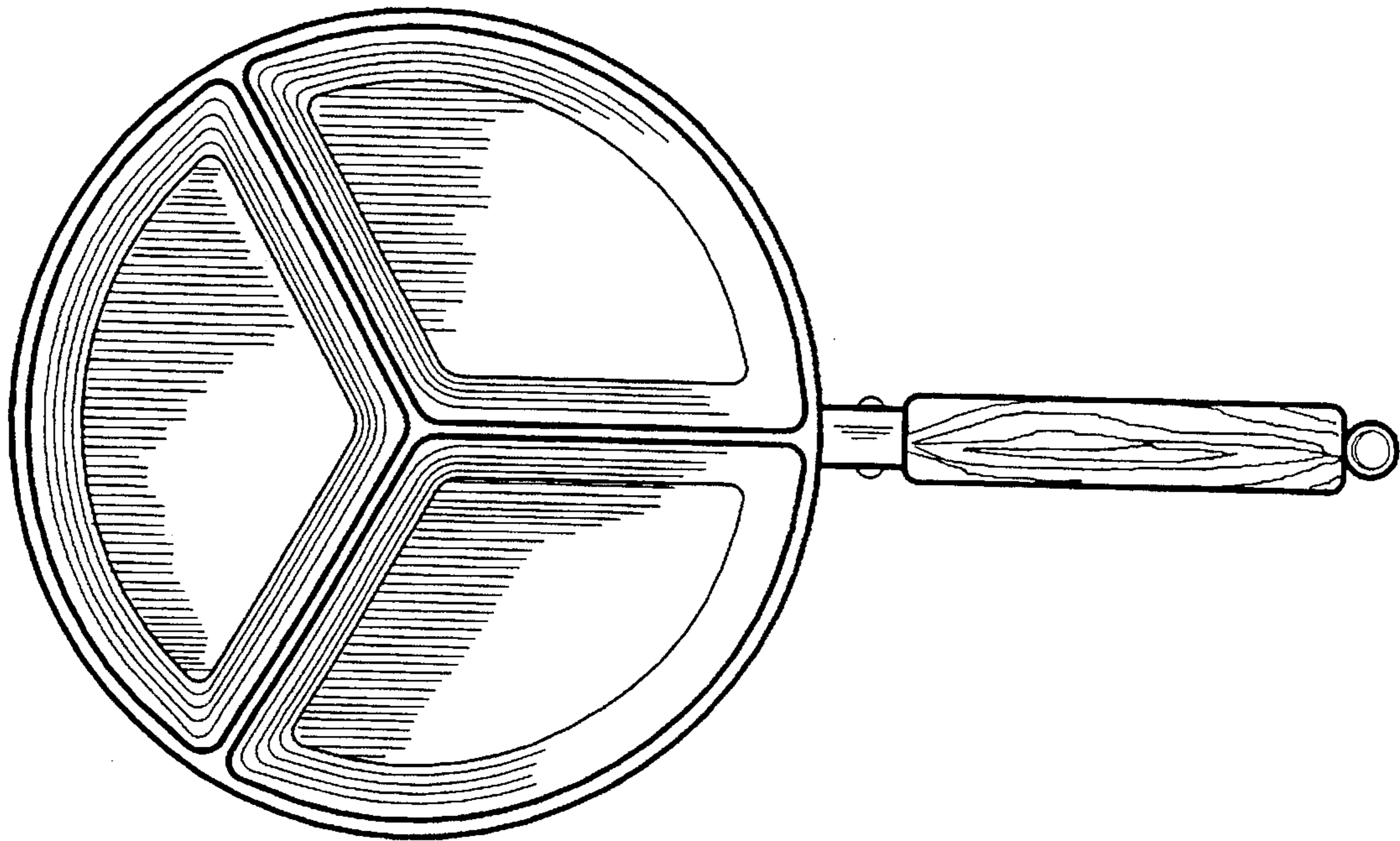


Fig. 1



Fig. 2

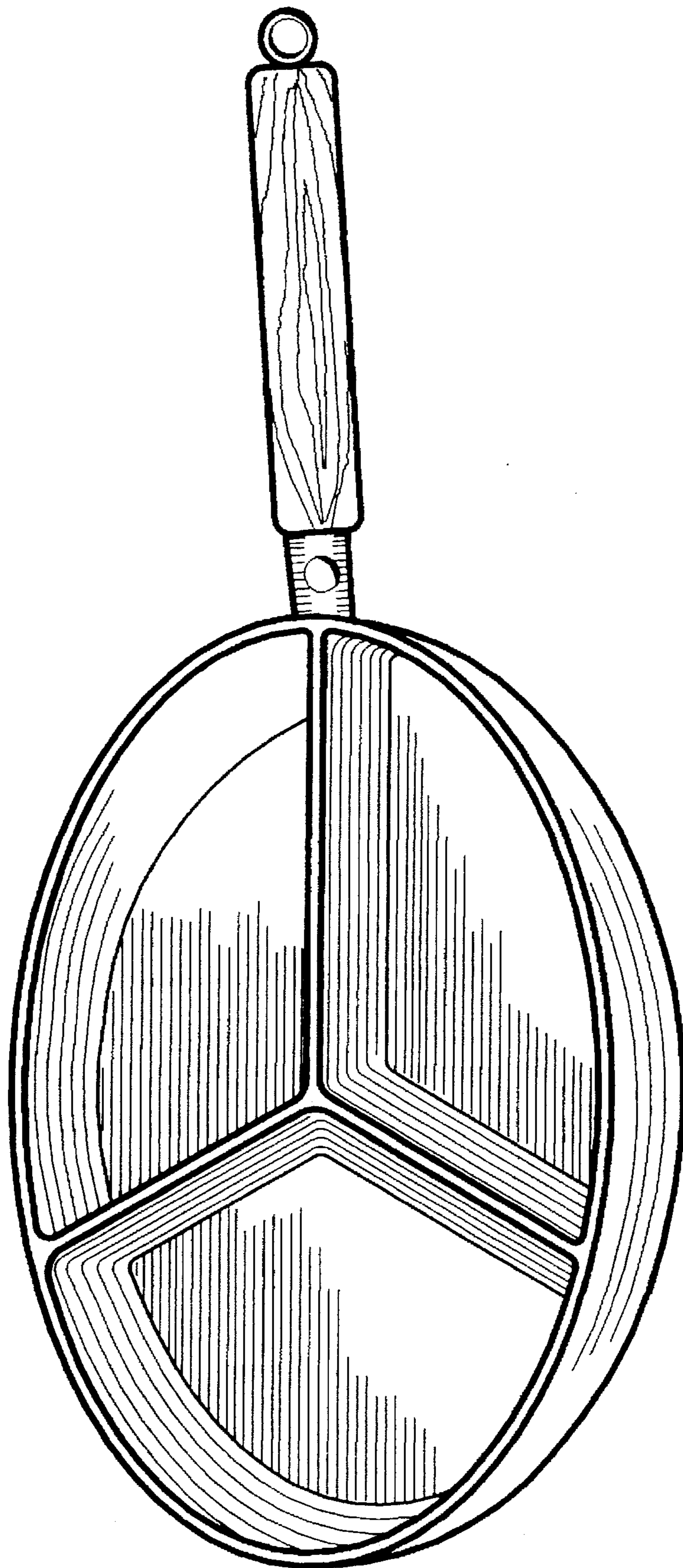


Fig. 3