



US00D383339S

# United States Patent [19] Grosfillex

[11] Patent Number: **Des. 383,339**

[45] Date of Patent: **\*\*Sep. 9, 1997**

[54] **REVERSIBLE SHELF**

[75] Inventor: **Raymond Grosfillex**, Oyonnax, France

[73] Assignee: **Grosfillex Sarl**, Oyonnax, France

[\*\*] Term: **14 Years**

[21] Appl. No.: **53,514**

[22] Filed: **May 10, 1996**

[30] **Foreign Application Priority Data**

Nov. 10, 1995 [WO] WIPO ..... DMA/003138

[51] LOC (6) Cl. .... **06-04**

[52] U.S. Cl. .... **D6/511**

[58] Field of Search ..... D6/510, 511, 574,  
D6/479; 108/180, 153, 106, 59, 91, 107,  
110, 144; 211/88-90, 186-188, 134, 135,  
153; D7/701

[56] **References Cited**

**U.S. PATENT DOCUMENTS**

D. 312,545 12/1990 Cohn ..... D6/511

D. 365,732	1/1996	Kellen et al. ....	D7/701
2,677,470	5/1954	Catalano .....	211/186 X
4,467,927	8/1984	Nathan .....	211/153
4,706,824	11/1987	Mercer et al. ....	211/153 X
4,815,394	3/1989	Ettlinger et al. ....	108/144 X
5,158,187	10/1992	Taub .....	211/186

*Primary Examiner*—James Gandy  
*Assistant Examiner*—Linda Brooks  
*Attorney, Agent, or Firm*—Dowell & Dowell

[57] **CLAIM**

The ornamental design for a reversible shelf, as shown and described.

**DESCRIPTION**

FIG. 1 is a top perspective view of a reversible shelf showing my new design;  
FIG. 2 is a bottom perspective view thereof;  
FIG. 3 is a front elevational view thereof;  
FIG. 4 is a rear elevational view thereof;  
FIG. 5 is a right side view thereof; and,  
FIG. 6 is a left side view thereof.

**1 Claim, 1 Drawing Sheet**

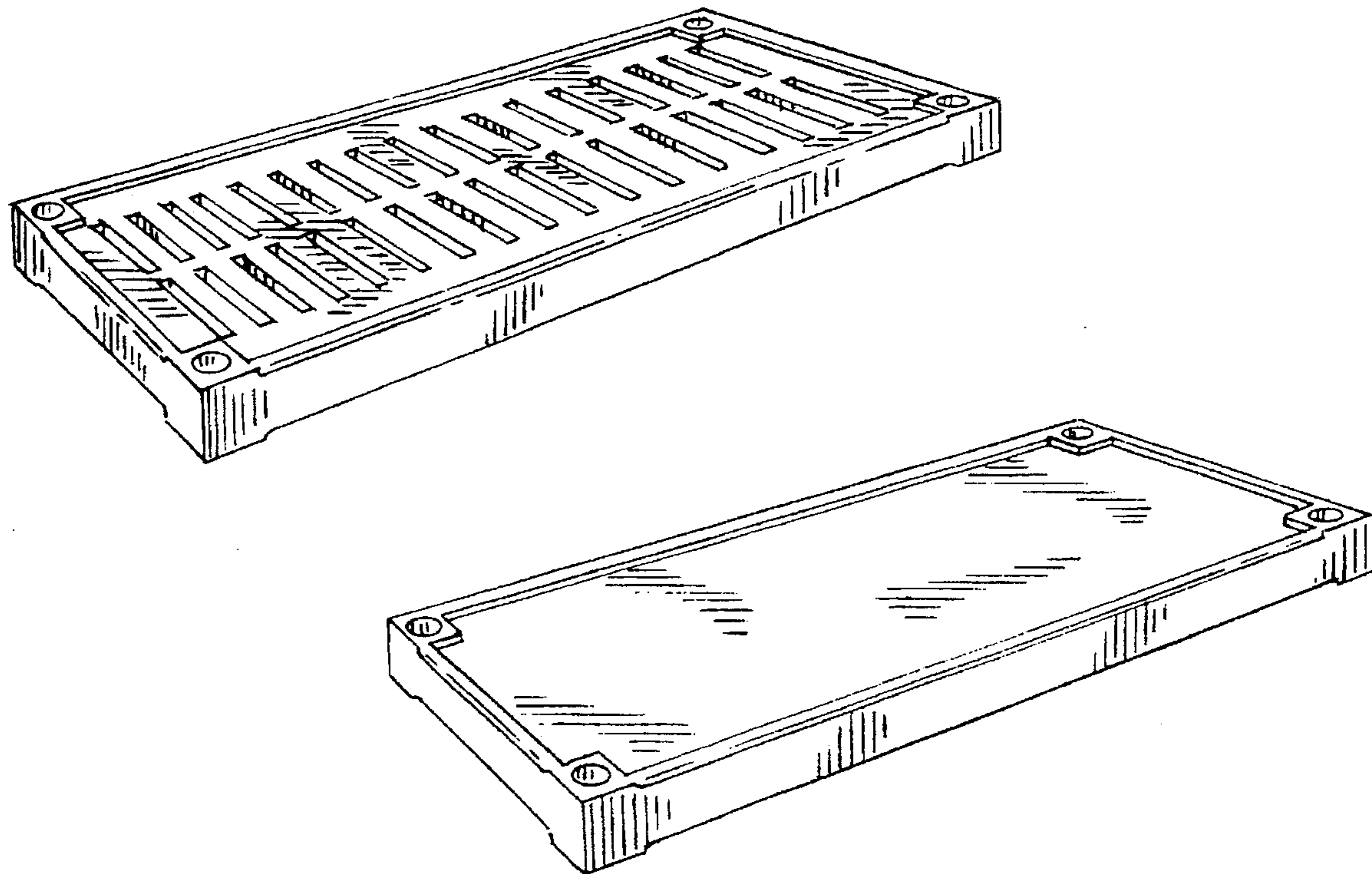


FIG. 1

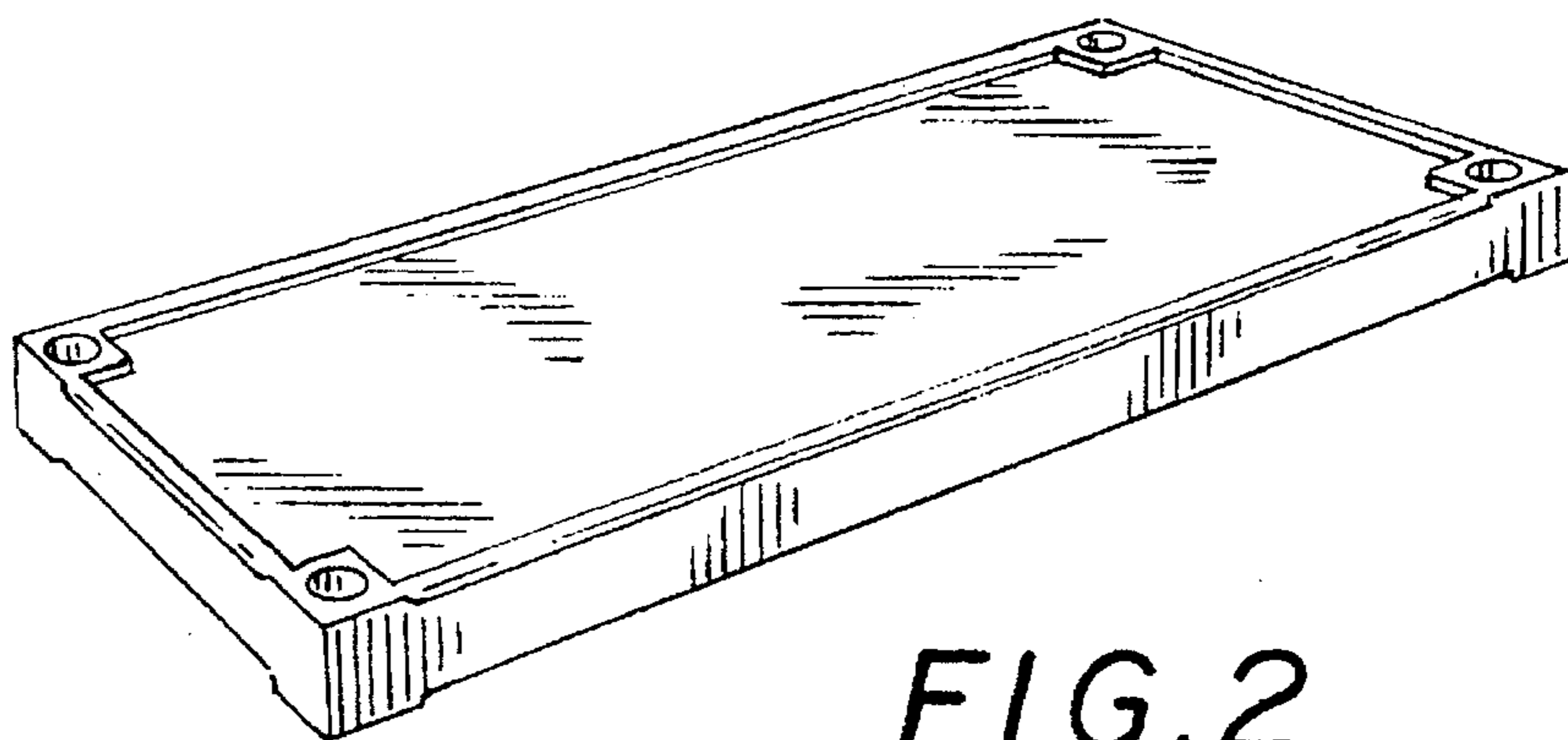
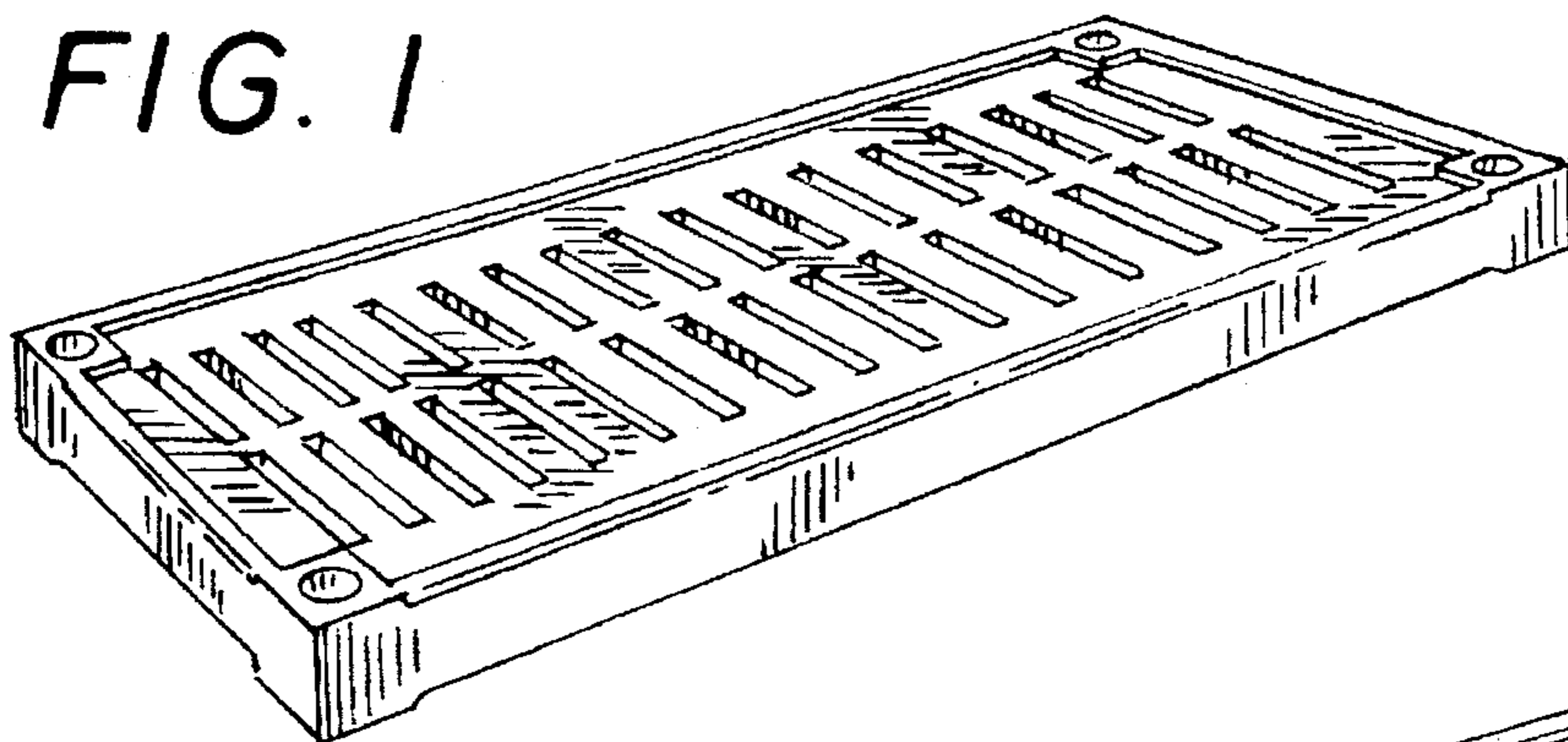


FIG. 2




FIG. 3




FIG. 4



FIG. 5



FIG. 6