

US00D383337S

United States Patent [19]

Lerner

[11] Patent Number: **Des. 383,337**

[45] Date of Patent: ****Sep. 9, 1997**

[54] CHAIR SHADE

[76] Inventor: **Reuben Lerner**, 11 Nordaw, 63112 Tel Aviv, Israel

[**] Term: **14 Years**

[21] Appl. No.: **43,895**

[22] Filed: **Sep. 14, 1995**

[30] Foreign Application Priority Data

Mar. 15, 1995 [IL] Israel 24122

[51] LOC (6) Cl. **06-06**

[52] U.S. Cl. **D6/491**

[58] Field of Search D6/491, 389; 297/184.1, 297/184.11, 184.12, 184.13, 184.15, 184.17; 5/414, 418, 113; 135/90, 101, 102, 117, 96; D25/56

[56] References Cited

U.S. PATENT DOCUMENTS

D. 112,440	12/1938	Smith	D25/56
710,726	10/1902	Valiant	135/90 X
1,903,579	4/1933	Taylor	297/184.11 X
4,030,748	6/1977	Brock	297/184.1
4,683,900	8/1987	Carmichael	D6/491 X
5,022,420	6/1991	Brim	297/184.1 X
5,299,337	4/1994	Venza	297/148.15

FOREIGN PATENT DOCUMENTS

2656245 11/1976 Germany 5/113

Primary Examiner—Janice E. Seeger

Attorney, Agent, or Firm—Mark M. Friedman

[57] CLAIM

The ornamental design for a chair shade, as shown and described.

DESCRIPTION

FIG. 1 is a top view of a chair shade showing my new design;

FIG. 2 is a first side view of a chair shade showing my new design;

FIG. 3 is a bottom view of a chair shade showing my new design;

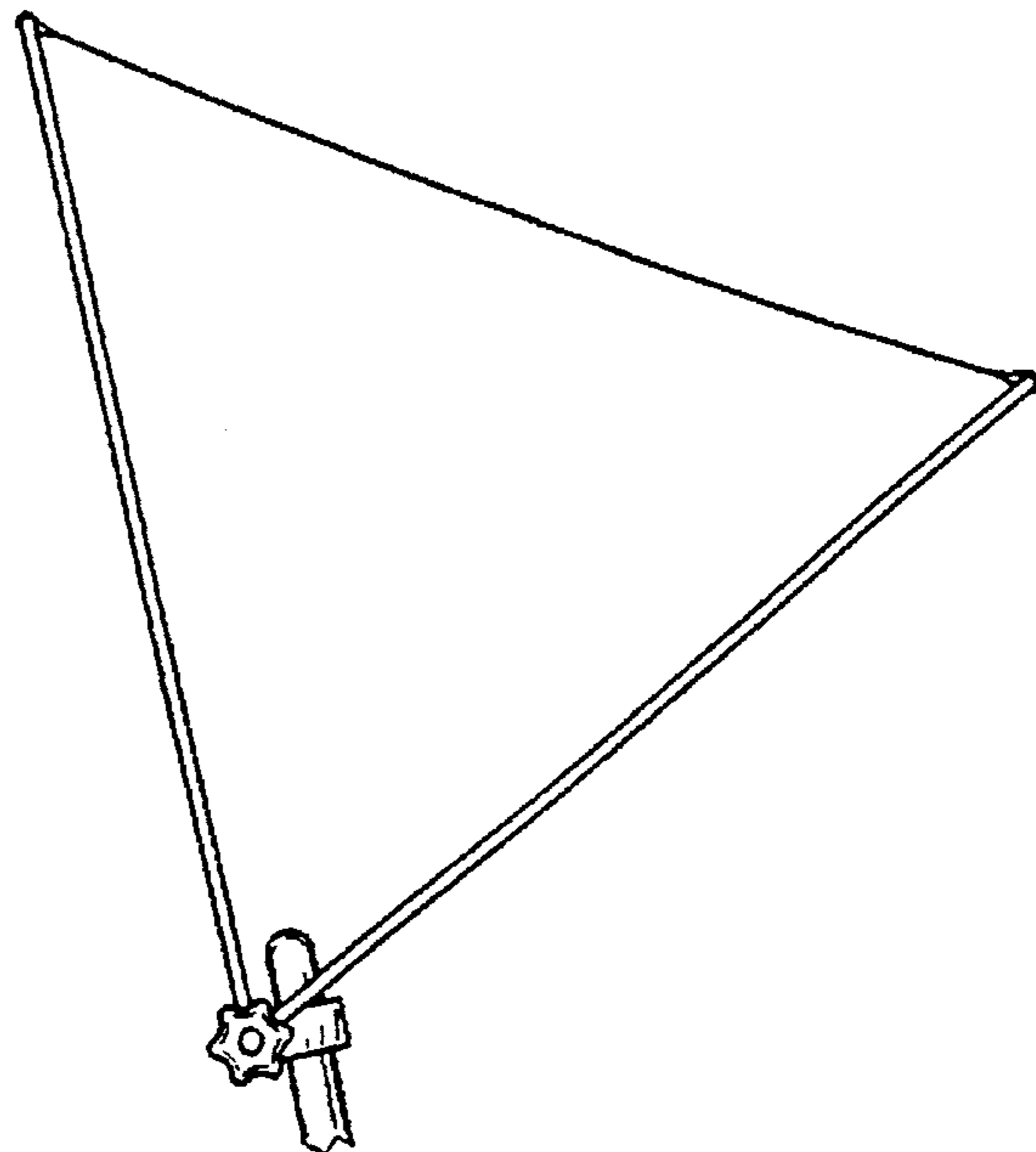

FIG. 4 is a front view of a chair shade showing my new design;

FIG. 5 is a second side view of a chair shade showing my new design; and,

FIG. 6 is a rear view of a chair shade showing my new design.

The broken lines are for environmental purposes only and form no part of the claimed design.

1 Claim, 2 Drawing Sheets






FIG. 1

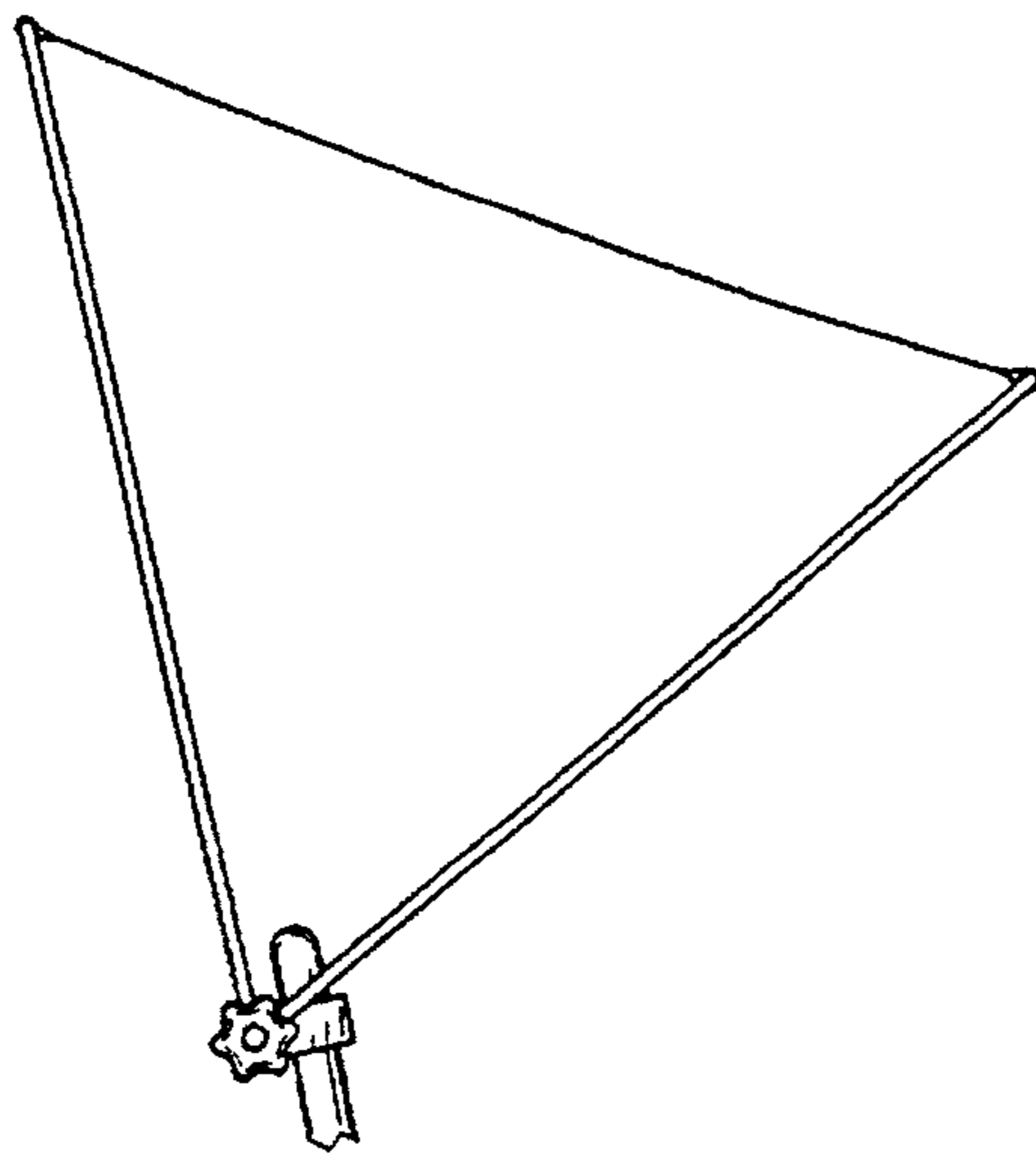


FIG. 2




FIG. 3




FIG. 4

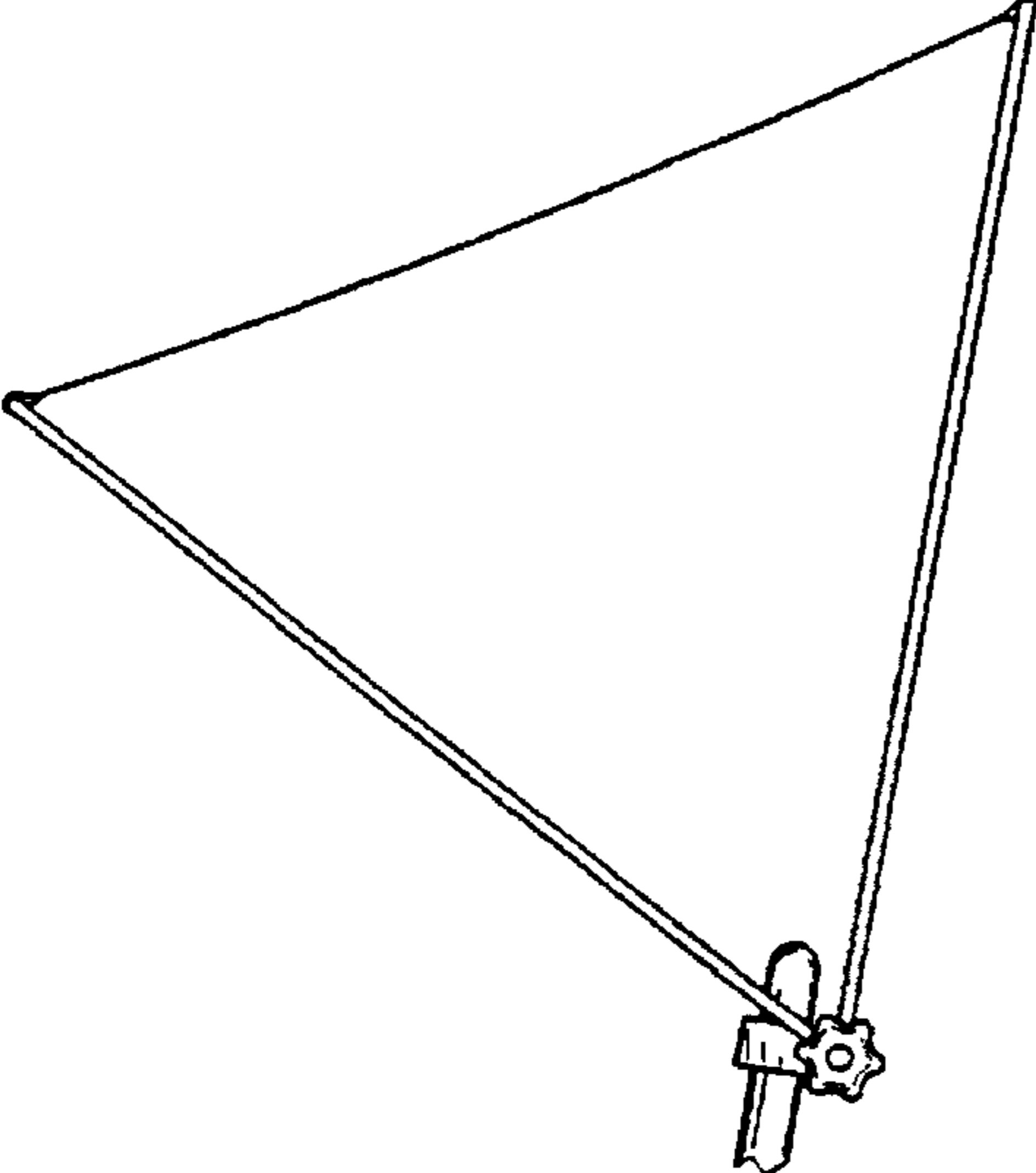


FIG. 5




FIG. 6