



US00D383300S

United States Patent [19] Teague

[11] Patent Number: **Des. 383,300**

[45] Date of Patent: ****Sep. 9, 1997**

[54] **ELEMENT OF A SHOE**

[75] Inventor: **Tracy L. Teague**, Aloha, Oreg.

[73] Assignee: **Nike, Inc.**, Beaverton, Oreg.

[**] Term: **14 Years**

[21] Appl. No.: **62,202**

[22] Filed: **Nov. 12, 1996**

[51] **LOC (6) Cl.** **02-99**

[52] **U.S. Cl.** **D2/972; D2/964**

[58] **Field of Search** **D2/896, 902, 907, D2/972, 946, 947, 969, 976, 977, 964; 36/114, 116, 45, 47, 48, 50.1**

[56] **References Cited**

U.S. PATENT DOCUMENTS

D. 128,617	8/1941	Brady	D2/972
D. 176,617	11/1956	White	D2/972
D. 296,609	7/1988	Schine	.	
D. 299,887	2/1989	Diaz	.	
D. 301,081	5/1989	Quan et al.	.	
D. 301,387	6/1989	Diaz et al.	.	
D. 301,934	7/1989	Simonin	.	
D. 302,070	7/1989	Kilgore et al.	.	
D. 302,486	8/1989	Brown et al.	.	
D. 302,899	8/1989	Brown	.	
D. 318,563	7/1991	Lucas	D2/972
D. 329,126	9/1992	Hatfield	D2/972
D. 330,795	11/1992	Close	.	
D. 333,378	2/1993	Close	D2/972
D. 338,097	8/1993	Tonkel	.	
D. 342,147	12/1993	Morris	.	
D. 345,458	3/1994	Lacoraza et al.	.	
D. 353,935	1/1995	Pollack	.	
D. 354,618	1/1995	Kittle et al.	.	

D. 356,435	3/1995	Vignola et al.	.
D. 357,112	4/1995	Kittle et al.	.
D. 364,729	12/1995	Teague	.
D. 369,896	5/1996	Banik	.
D. 370,113	5/1996	Pyle	.
5,047,203	9/1991	Kling	.

OTHER PUBLICATIONS

Nike Footwear Catalog, Late Spring 1997; published Aug. 1996; p. 64.

Nike Footwear Catalog, Spring 1997; published Jun. 1996; p. 82.

Nike Footwear Catalog, Fall 1986; published Dec. 1985; p. 42.

Nike Footwear Catalog, 1979 Shoe Show.

Primary Examiner—Dominic Simone

Attorney, Agent, or Firm—Banner & Witcoff, Ltd.

[57] **CLAIM**

The ornamental design for an element of a shoe, as shown and described.

DESCRIPTION

FIG. 1 is a side elevational view of an element of a shoe showing my new design;

FIG. 2 is a side elevational view of the other side thereof;

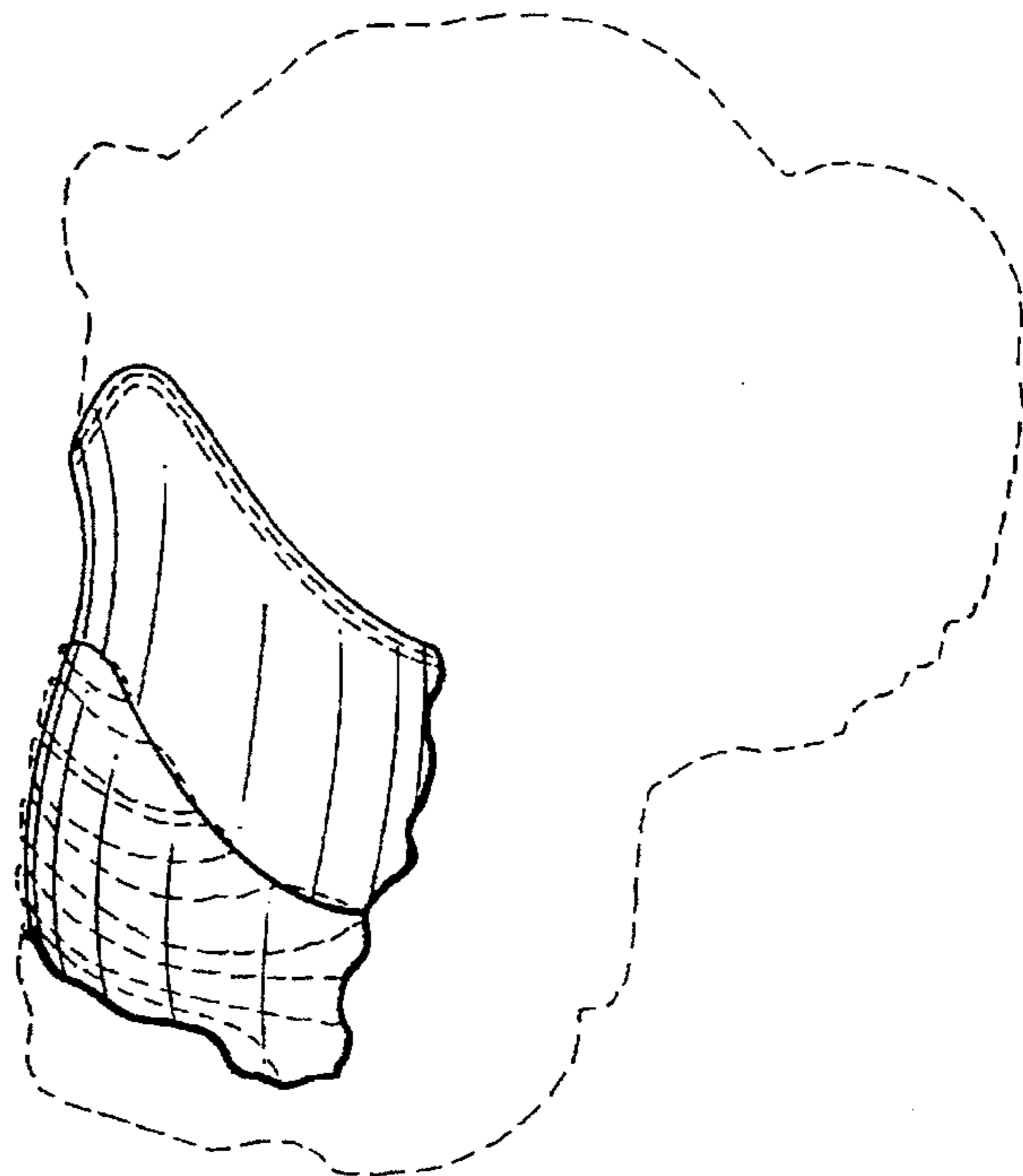
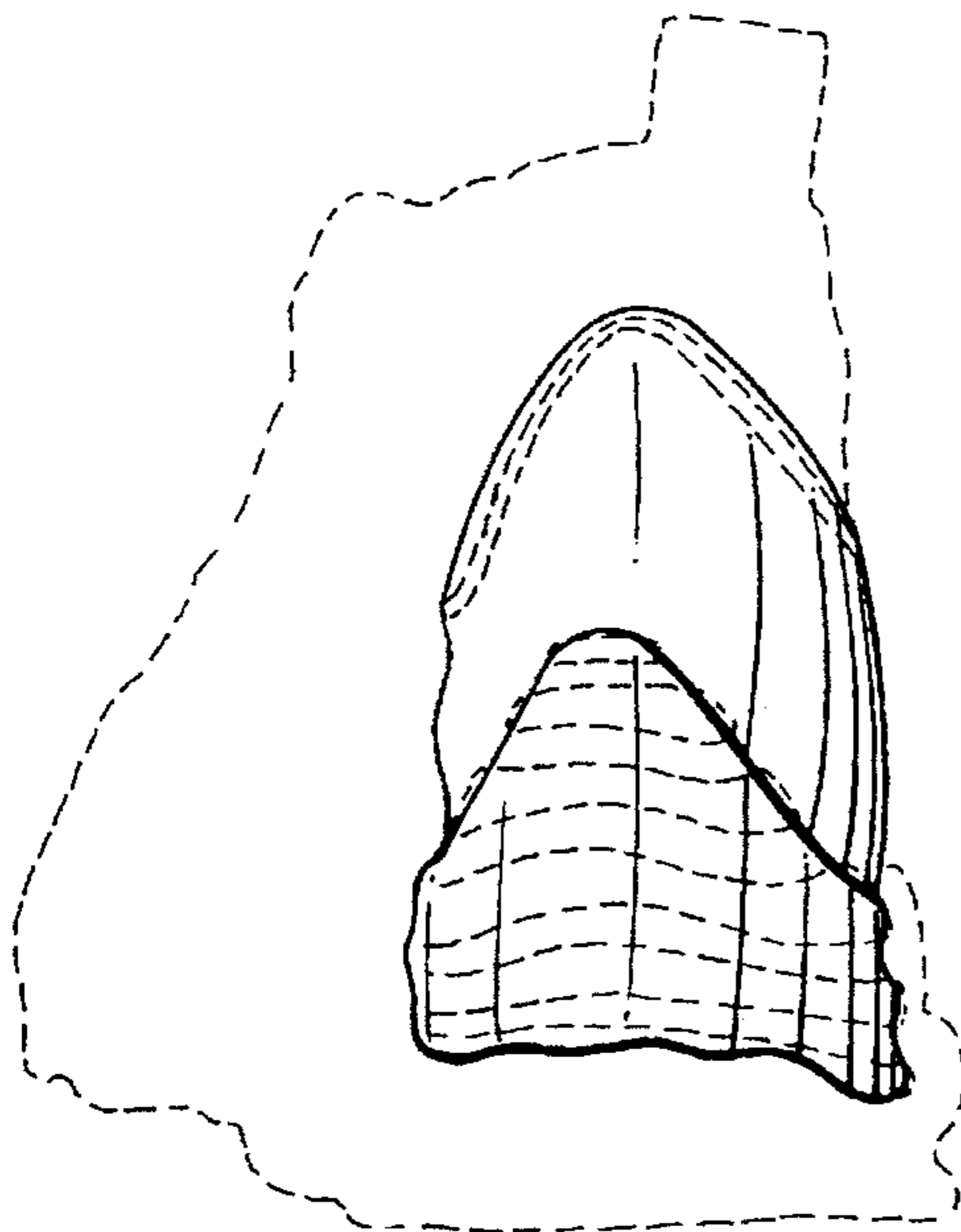
FIG. 3 is a left rear perspective view thereof;

FIG. 4 is a right rear perspective view thereof; and,

FIG. 5 is a further left rear perspective view of the design, as shown in FIG. 3, with the broken line showing of the ridges being removed for clarity.

The broken line showing of a shoe upper and shoe sole in FIGS. 1-5 and the broken line showing of the ridges in FIGS. 1-4 are for illustrative purposes only and form no part of the claimed design.

1 Claim, 3 Drawing Sheets






FIG. 1



FIG. 2

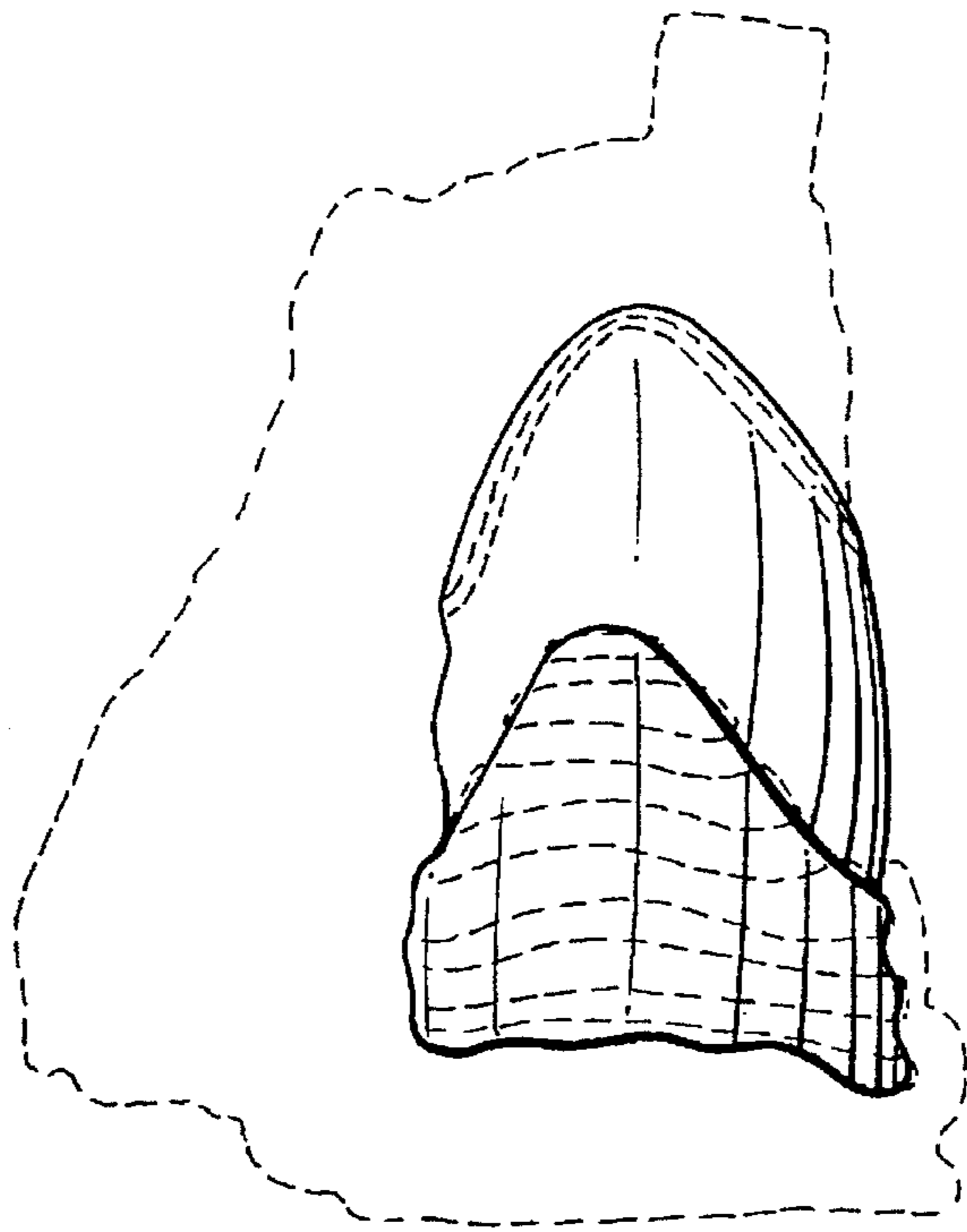


FIG. 3

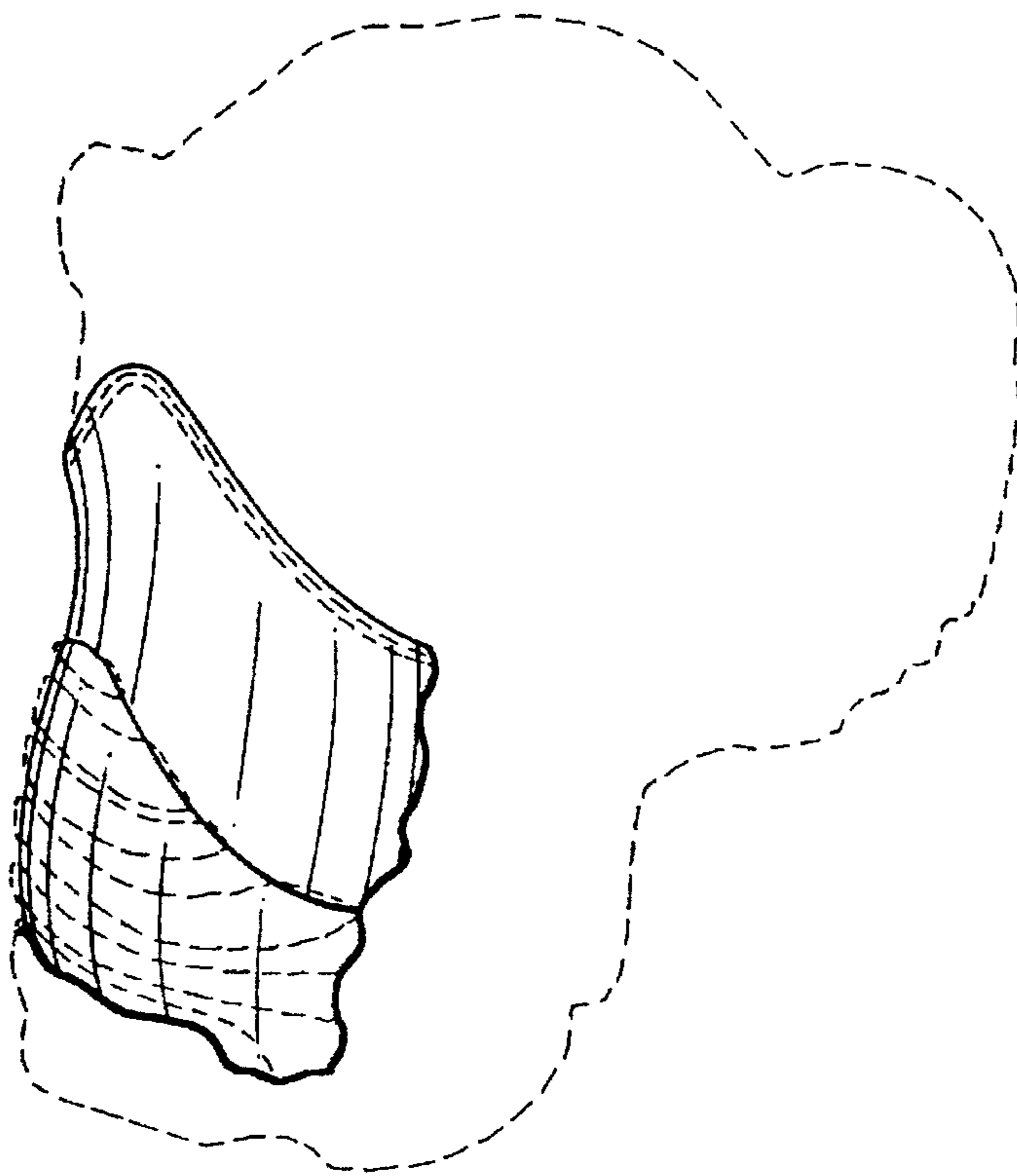


FIG. 4

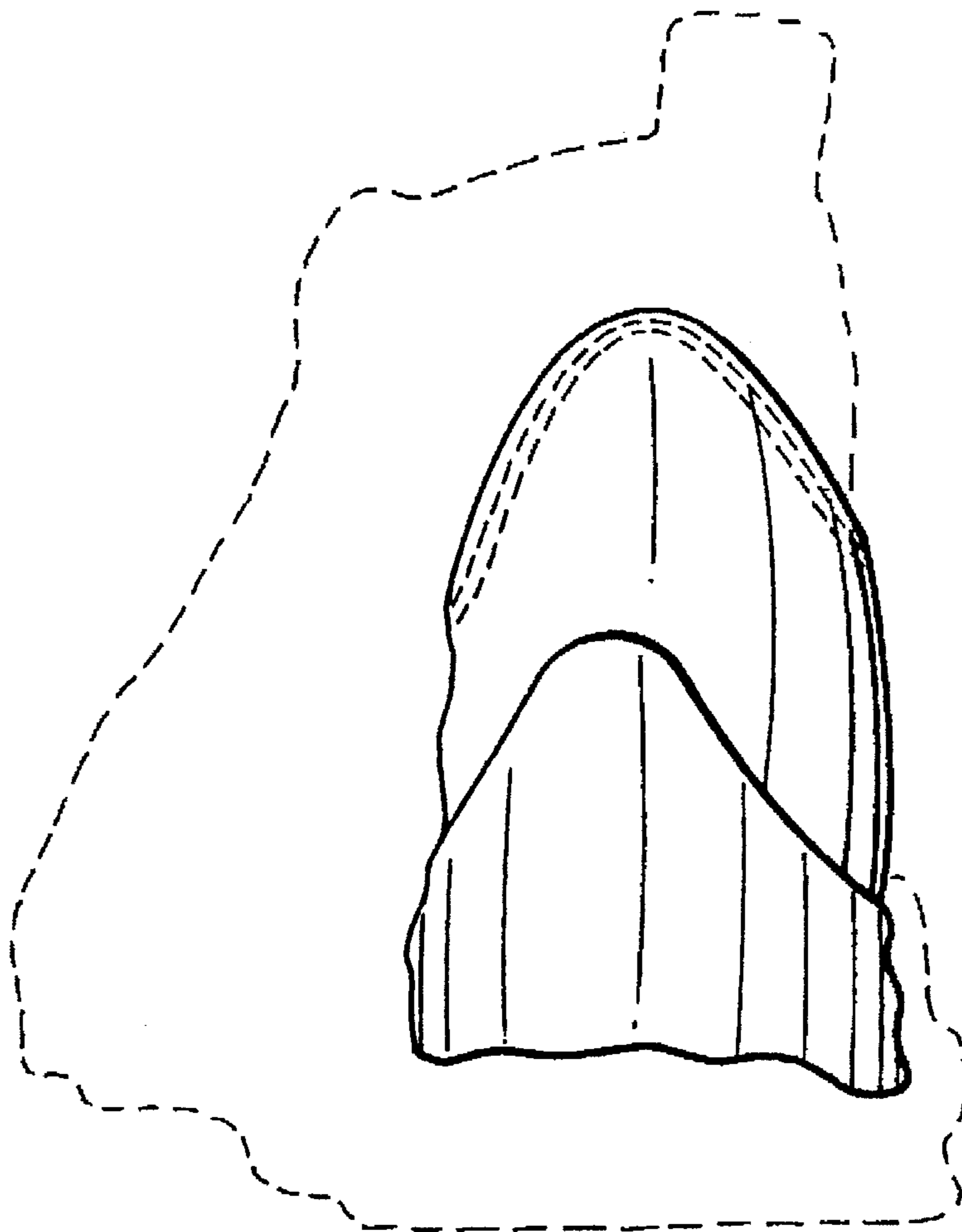


FIG. 5