



US00D383287S

United States Patent [19]
Van Noy

[11] **Patent Number: Des. 383,287**
[45] **Date of Patent: **Sep. 9, 1997**

[54] **SHOE UPPER**

[75] **Inventor: Allen W. Van Noy, Beaverton, Oreg.**

[73] **Assignee: Nike, Inc., Beaverton, Oreg.**

[**] **Term: 14 Years**

[21] **Appl. No.: 51,457**

[22] **Filed: Mar. 7, 1996**

[51] **LOC (6) Cl. 02-04**

[52] **U.S. Cl. D2/969**

[58] **Field of Search D2/970, 969, 911,
D2/902; 36/45, 50.1, 83, 84, 89, 102-116**

[56] **References Cited**

U.S. PATENT DOCUMENTS

D. 307,350	4/1990	Brown et al.	
D. 311,635	10/1990	Claveria	
D. 334,649	4/1993	McDonald	
D. 338,097	8/1993	Tonkel	
D. 345,247	3/1994	Bailey	D2/969
D. 346,479	5/1994	Teague	D2/970
D. 347,724	6/1994	Teague	D2/969
D. 350,021	8/1994	Stein	D2/969
D. 359,238	6/1995	Sifling	D2/969
D. 365,438	12/1995	Orzeck	D2/969
D. 366,951	2/1996	Ho	D2/907
D. 370,117	5/1996	Worthington	D2/969

OTHER PUBLICATIONS

Nike Fall Footwear Catalog, published Dec. 1988, p. 78.
Nike Spring 1990 Footwear Catalog, published Jun. 1989, p. 92.

Nike Spring 1991 Footwear Catalog, published Jun. 1990, p. 88.

Nike 1995 Spring Footwear Catalog, published Jun. 1994, pp. 52 and 53.

Primary Examiner—Doris V. Coles
Attorney, Agent, or Firm—Banner & Witcoff, Ltd.

[57] **CLAIM**

The ornamental design for a shoe upper, as shown and described.

DESCRIPTION

FIG. 1 is a side elevational view of a shoe upper showing my new design;

FIG. 2 is a side elevational view of the other side thereof;

FIG. 3 is a top plan view thereof;


FIG. 4 is a front elevational view thereof;

FIG. 5 is a rear elevational view thereof; and,

FIG. 6 is a side elevational view of the shoe upper shown in FIG. 1 with the broken line showing of the fastening mechanism removed.

The broken line showing of a shoe sole in FIGS. 1-5 is for illustrative purposes only and forms no part of the claimed design. The broken line showing of a fastening mechanism in FIGS. 1, 3, and 5 is also for illustrative purposes and forms no part of the claimed design.

1 Claim, 3 Drawing Sheets






FIG. 1

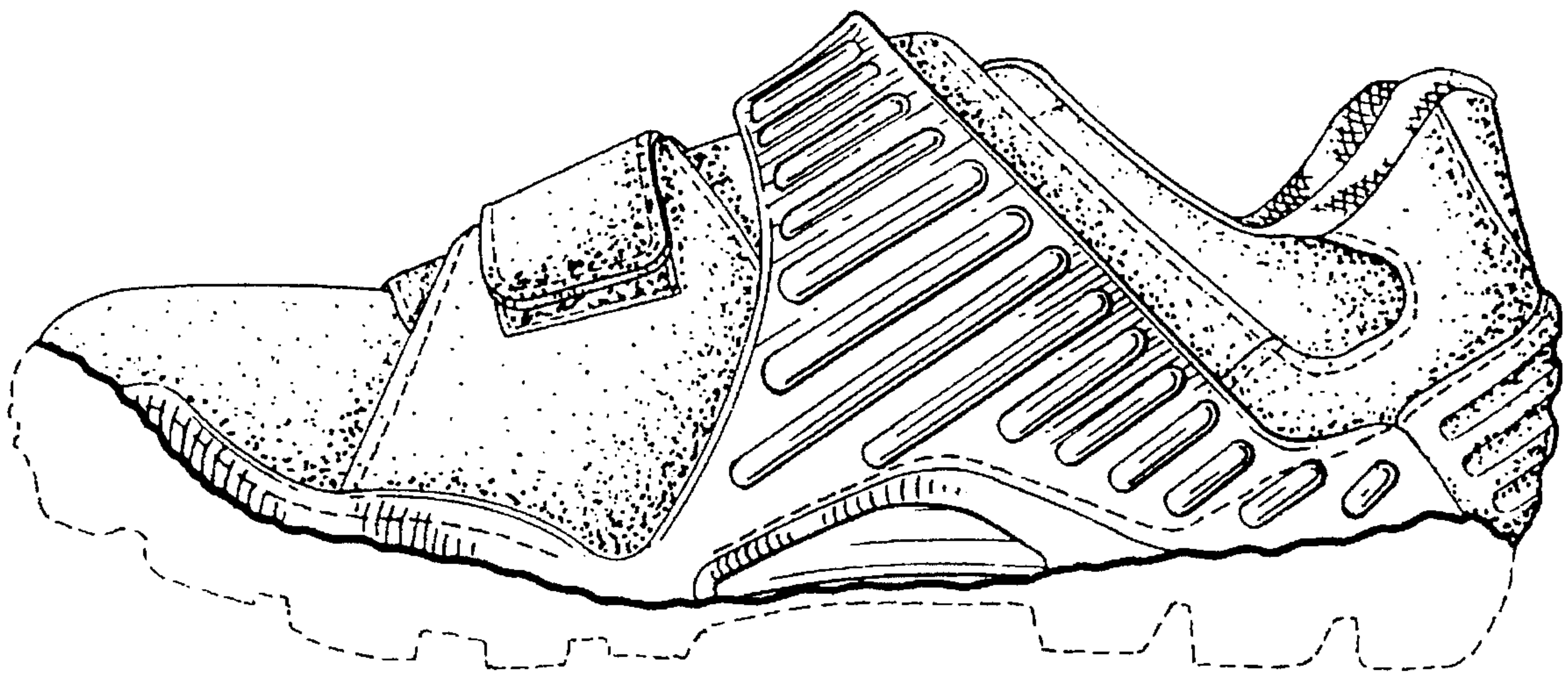


FIG. 2

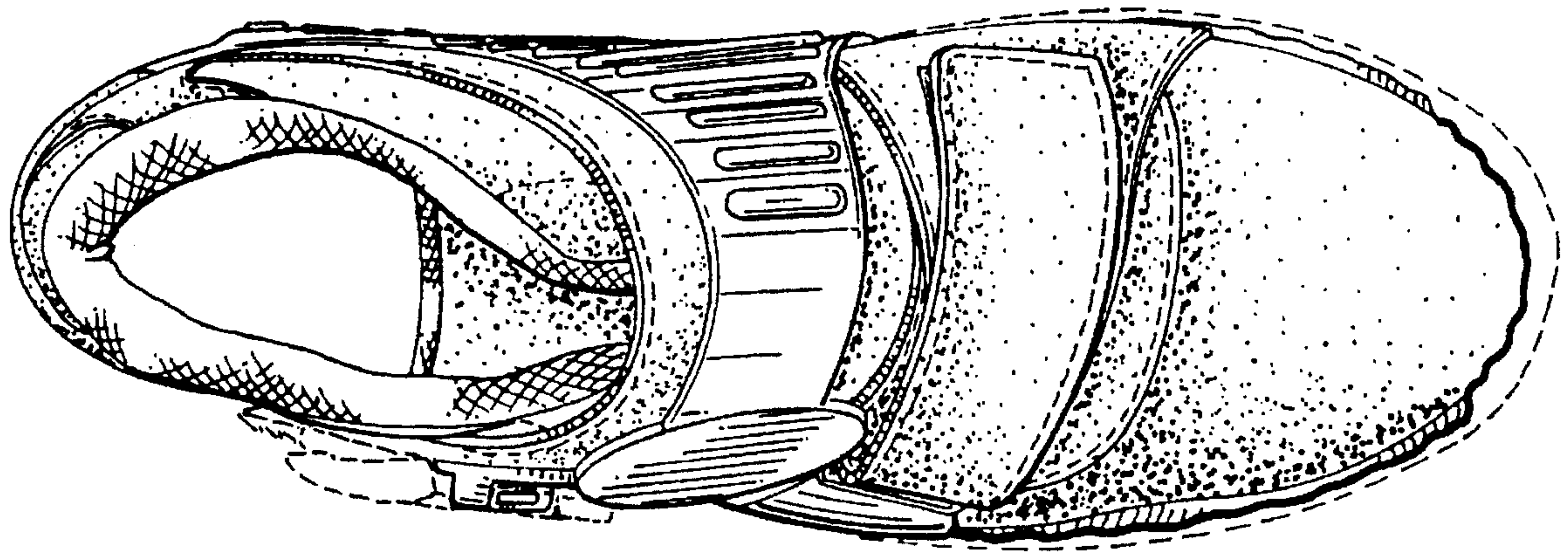


FIG. 3

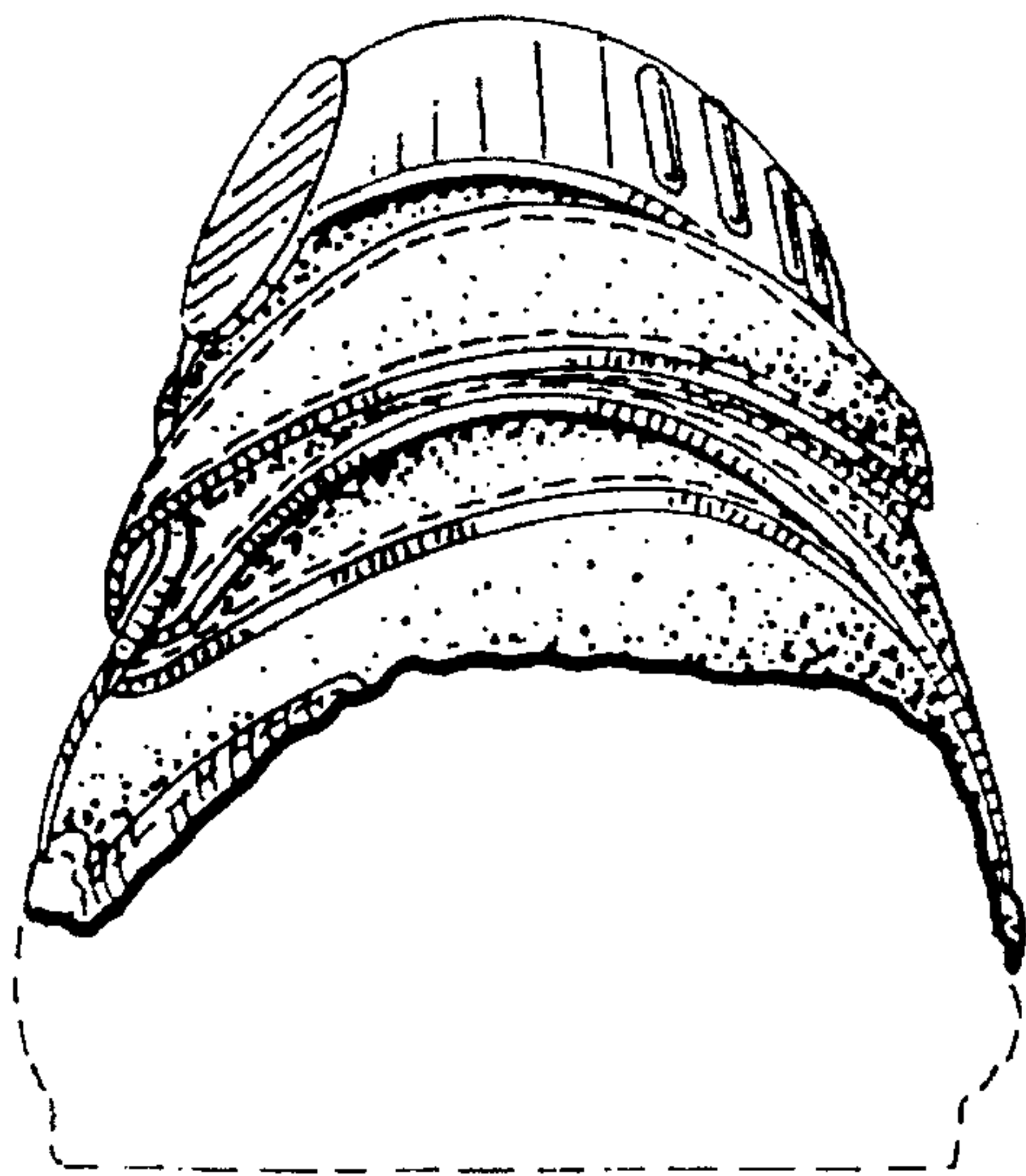


FIG. 4

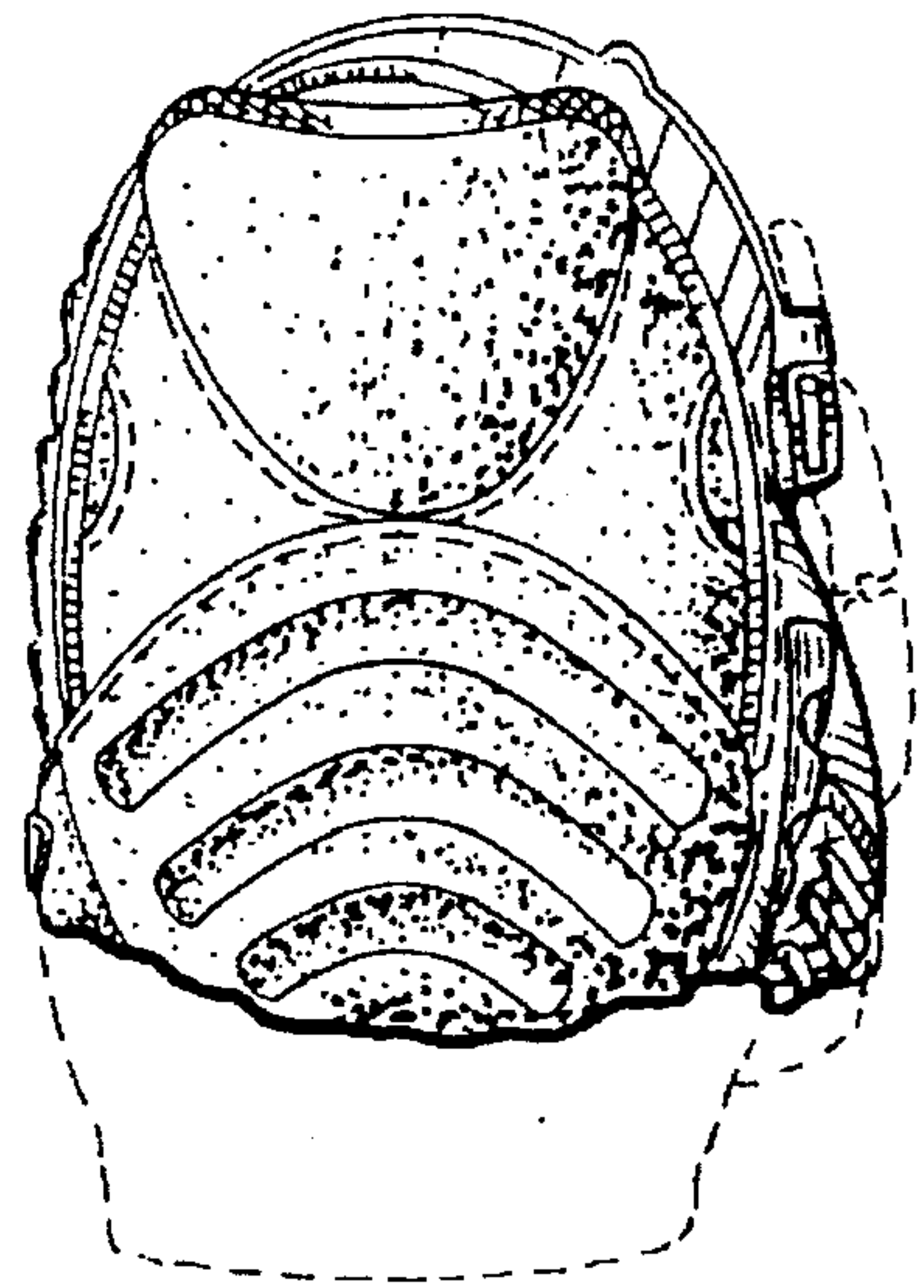


FIG. 5




FIG. 6