



US00D383271S

United States Patent [19]
Eshelman

[11] **Patent Number: Des. 383,271**
[45] **Date of Patent: **Sep. 2, 1997**

[54] **BUCKET STABILIZER**

5,046,587 9/1991 Jones 248/346.11
5,413,302 5/1995 Ferster 248/346.11

[76] **Inventor: Bryce Eshelman, 159 E. Tallmadge Ave., Akron, Ohio 44310**

[**] **Term: 14 Years**

Primary Examiner—A. Hugo Word
Assistant Examiner—Robin V. Taylor
Attorney, Agent, or Firm—Harold H. Dutton, Jr.; Diane F. Liebman

[21] **Appl. No.: 47,617**

[57] **CLAIM**

[22] **Filed: Dec. 8, 1995**

The ornamental design for a bucket stabilizer, as shown and described.

[51] **LOC (6) Cl. 19-06**

[52] **U.S. Cl. D32/54**

[58] **Field of Search D32/53, 53.1, D32/54; D7/624; 248/346.01, 346.11; 220/737**

DESCRIPTION

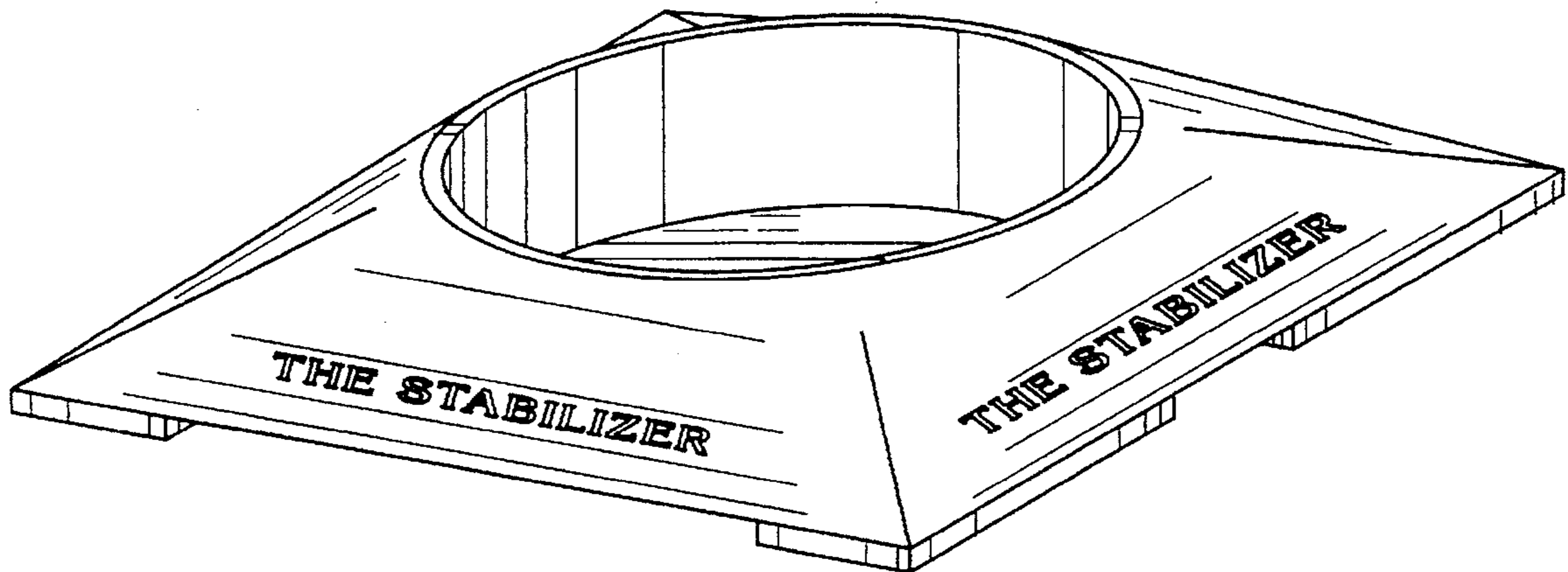
FIG. 1 is a perspective view of a bucket stabilizer showing my new design;
FIG. 2 is a front view thereof;
The rear view is a mirror image of the front view;
FIG. 3 is a right side view thereof;
The left side is a mirror image of the right side;
FIG. 4 is a top view thereof; and,
FIG. 5 is a bottom view thereof.

[56] **References Cited**

U.S. PATENT DOCUMENTS

D. 46,005	6/1914	Palmer	D7/624
1,912,728	6/1933	Roe	248/346.11
3,195,847	7/1965	Squires	248/346.11
3,831,209	8/1974	Clingman	248/346.11
4,726,553	2/1988	Wischusen	220/737
4,756,497	7/1988	Lan	220/737

1 Claim, 4 Drawing Sheets



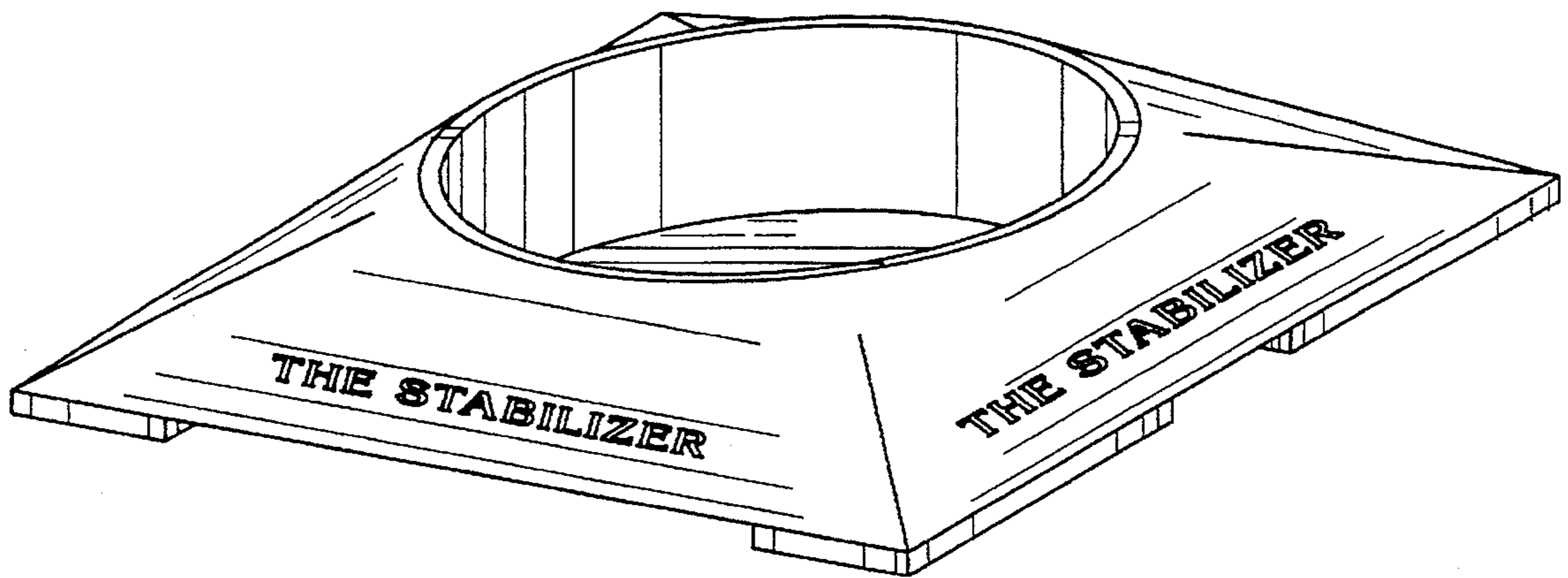


FIG. 1




FIG. 2




FIG. 3



FIG. 4

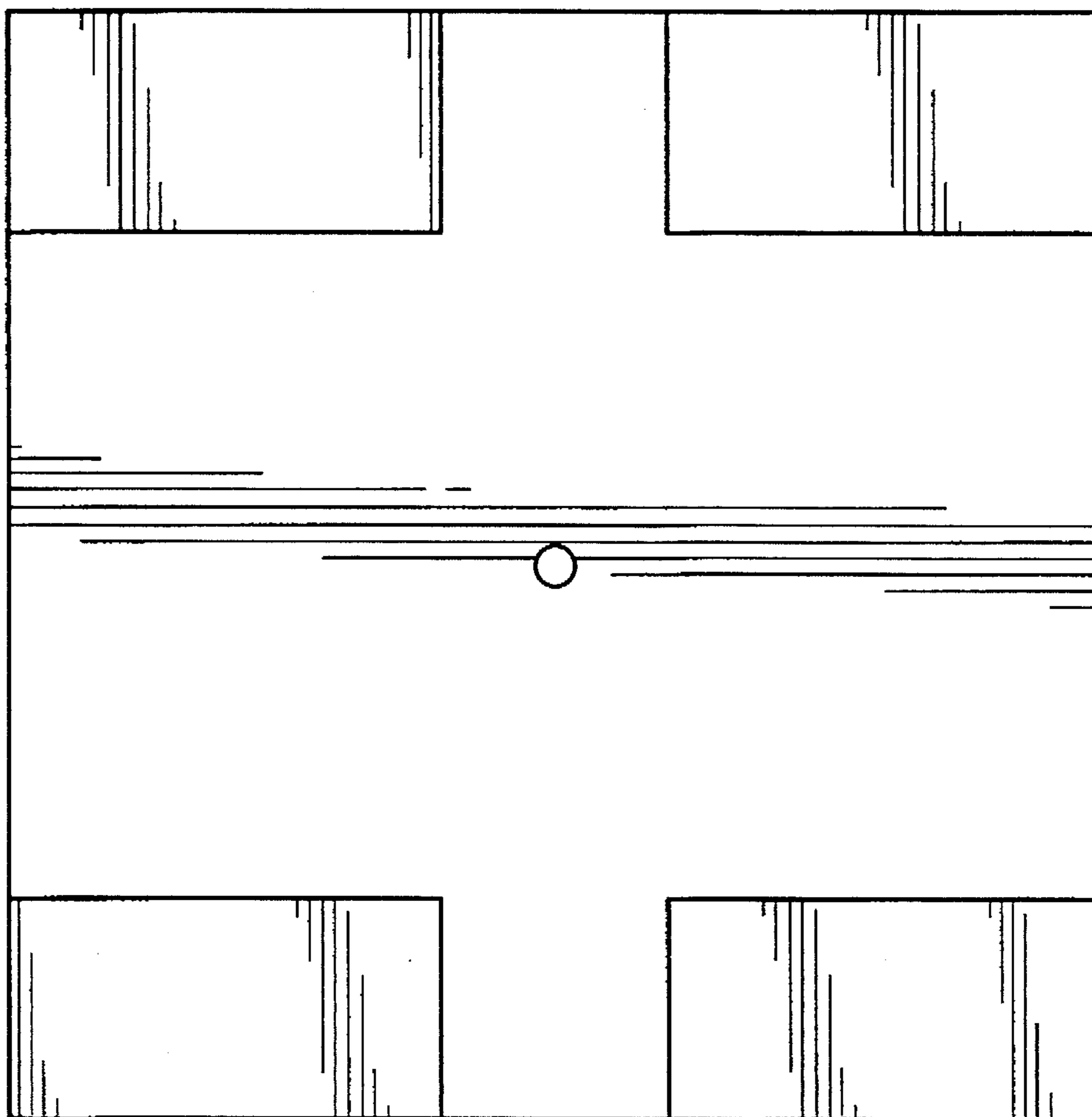


FIG. 5