



US00D383238S

United States Patent [19]
Chen

[11] **Patent Number:** **Des. 383,238**
[45] **Date of Patent:** ****Sep. 2, 1997**

[54] **VANITY LIGHT**

[76] **Inventor:** **Tusng-Wen Chen**, No. 28-13 Ting-Hu Rd., Kuei-Shan Hsiang, Taoyuan County, Taiwan

[**] **Term:** **14 Years**

[21] **Appl. No.:** **55,352**

[22] **Filed:** **Jun. 4, 1996**

[51] **LOC (6) Cl.** **26-05**

[52] **U.S. Cl.** **D26/87**

[58] **Field of Search** D26/72, 80-92;
362/147, 432

[56] **References Cited**

U.S. PATENT DOCUMENTS

D. 367,335 2/1996 Kay D26/92

OTHER PUBLICATIONS

Hinkley Lighting Catalog, 1990, p. 44, Wall Lamp #3330.
Kichler Lighting Catalog, ©1989, p. 84, Wall Lamp #K-5037.

Primary Examiner—Susan J. Lucas
Attorney, Agent, or Firm—Morton J. Rosenberg; David I. Klein

[57] **CLAIM**

The ornamental design for a vanity light, as shown and described.

DESCRIPTION

FIG. 1 is a perspective view of a vanity light showing my design;

FIG. 2 is a top view of the vanity light shown in FIG. 1;

FIG. 3 is a bottom view of the vanity light shown in FIG. 1;

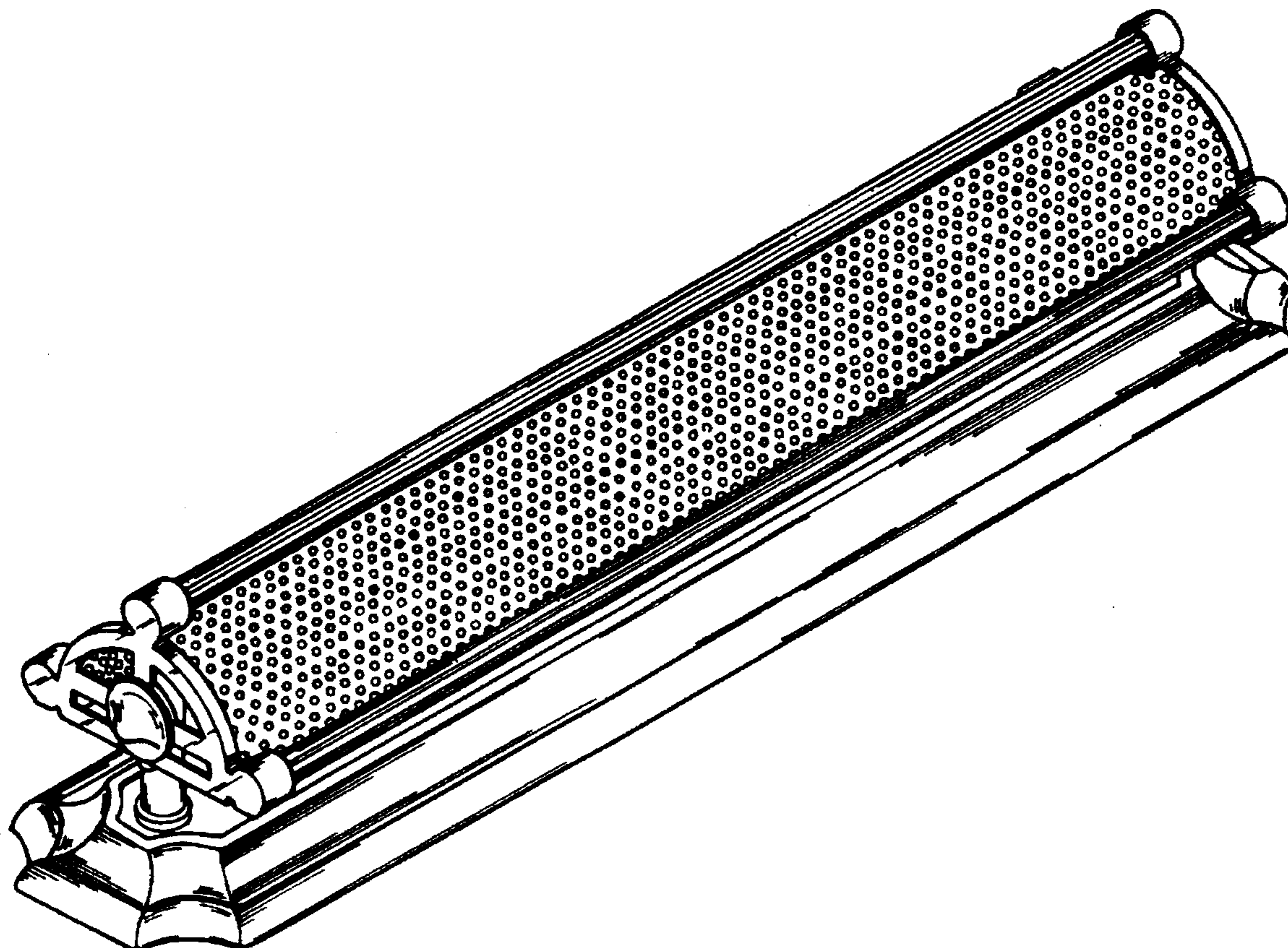
FIG. 4 is a front view of the vanity light shown in FIG. 1;

FIG. 5 is a rear view of the vanity light shown in FIG. 1;

FIG. 6 is a left side elevation view of the vanity light shown in FIG. 1; and,

FIG. 7 is a right side elevation view of the vanity light shown in FIG. 1.

1 Claim, 4 Drawing Sheets



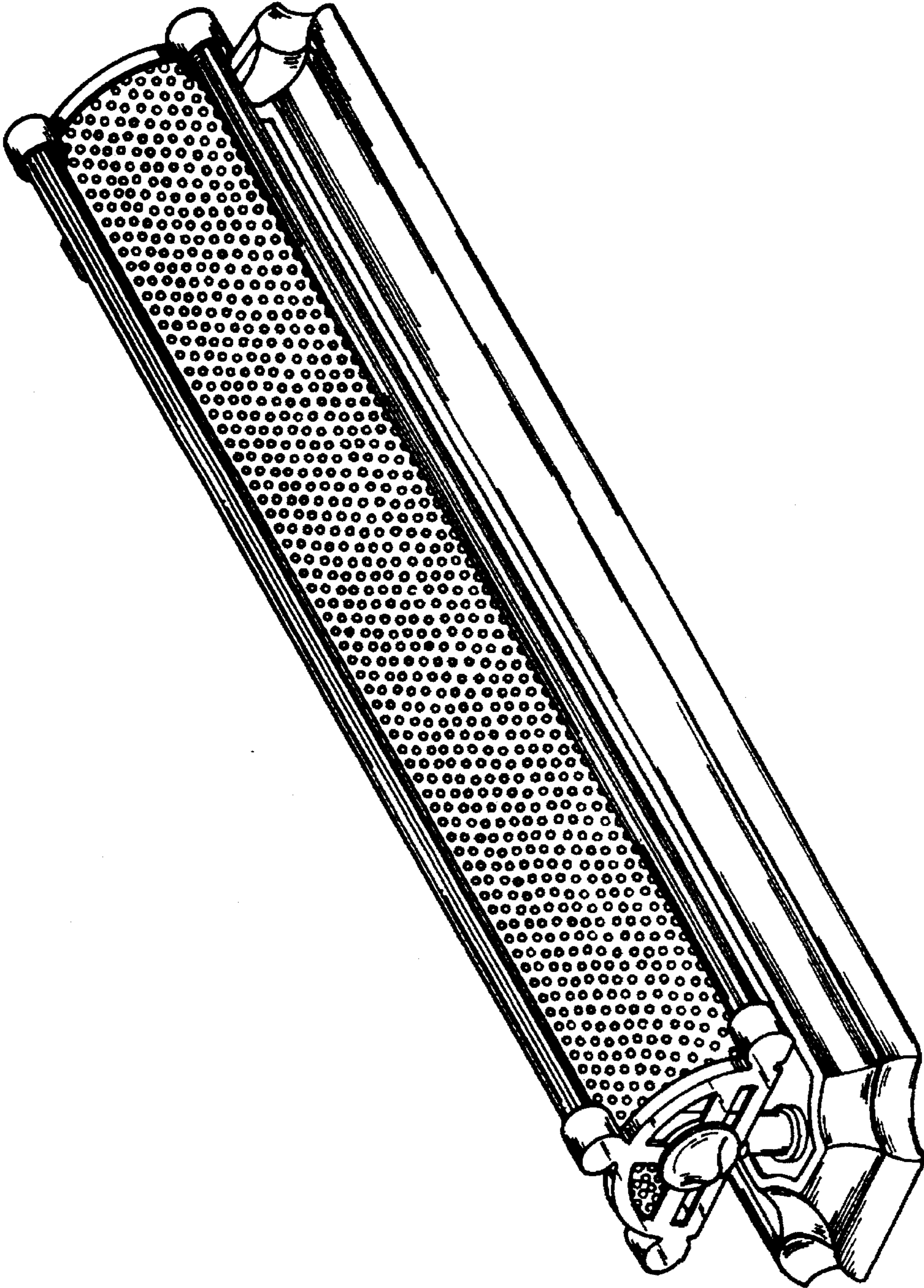


FIG.1




FIG. 2

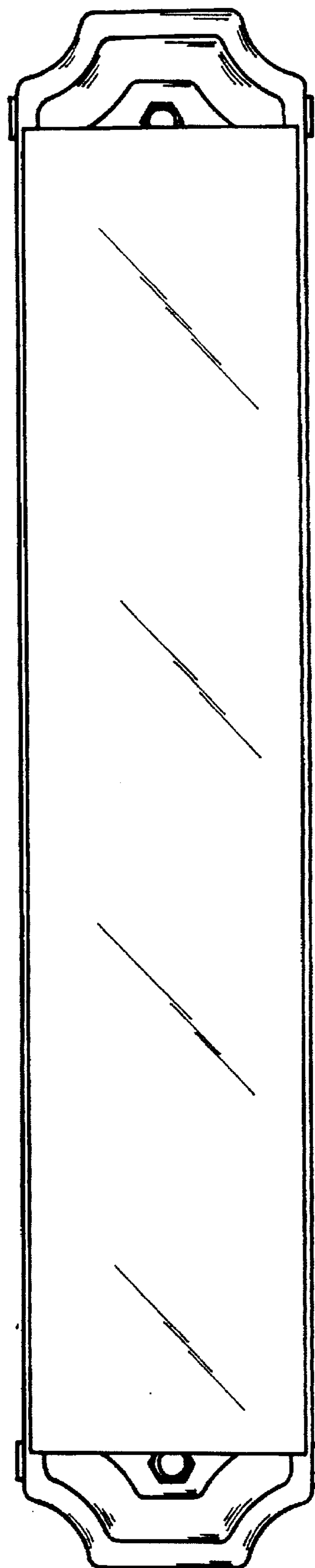


FIG. 3

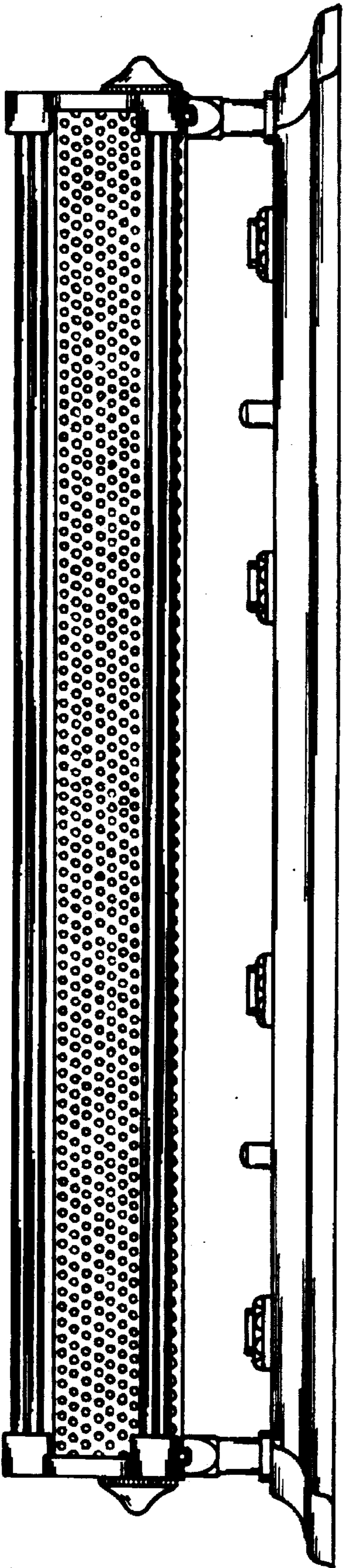


FIG. 4

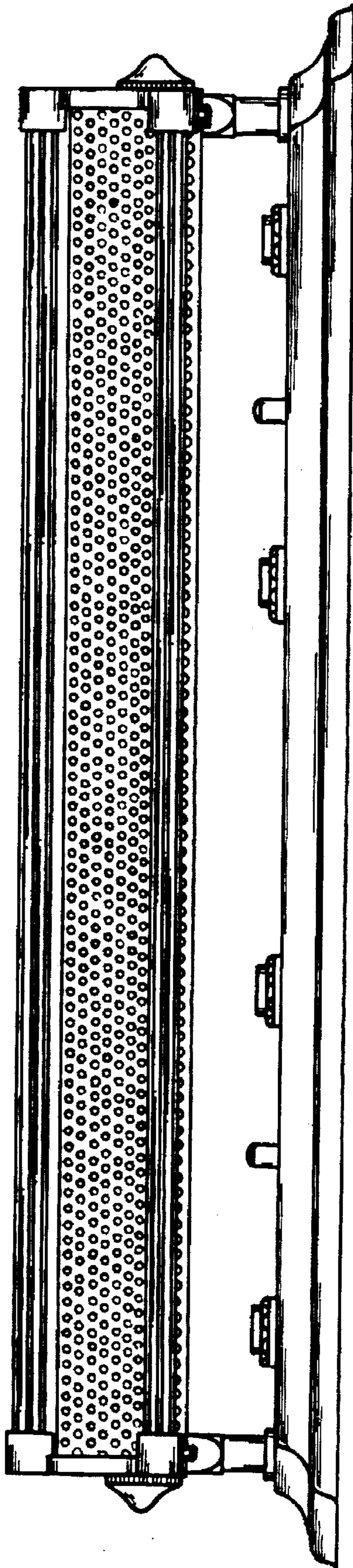


FIG. 5




FIG. 6




FIG. 7