



US00D383231S

**United States Patent** [19]  
**Kaiser**

[11] **Patent Number: Des. 383,231**  
[45] **Date of Patent: \*\*Sep. 2, 1997**

[54] **HEAD FOR A FLEXIBLE FLASHLIGHT**

3,111,277 11/1963 Grimsley ..... D26/43 X

[75] **Inventor: David W. Kaiser**, North Haven, Conn.

*Primary Examiner*—Alan P. Douglas  
*Assistant Examiner*—Lavone D. Tabor  
*Attorney, Agent, or Firm*—Barry E. Deutsch

[73] **Assignee: Black & Decker Inc.**, Newark, Del.

[\*\*] **Term: 14 Years**

[57] **CLAIM**

[21] **Appl. No.: 37,617**

The ornamental design for a head for a flexible flashlight, as shown and described.

[22] **Filed: Apr. 17, 1995**

**DESCRIPTION**

[51] **LOC (6) Cl. .... 26-02**

[52] **U.S. Cl. .... D26/43**

[58] **Field of Search** ..... D26/37, 38, 43,  
D26/46, 49, 60, 62; 362/157, 158, 184-189,  
191, 198, 199, 202-205, 207, 208

FIG. 1 is a left side elevational view of a head for a flexible flashlight illustrating my new design. the portion shown in phantom is illustrative of a flexible core to which my new design may be attached;

FIG. 2 is a right side elevational view thereof;

FIG. 3 is a front elevational view thereof;

FIG. 4 is a rear elevational view thereof;

FIG. 5 is a top plan view thereof; and,

FIG. 6 is a bottom plan view thereof.

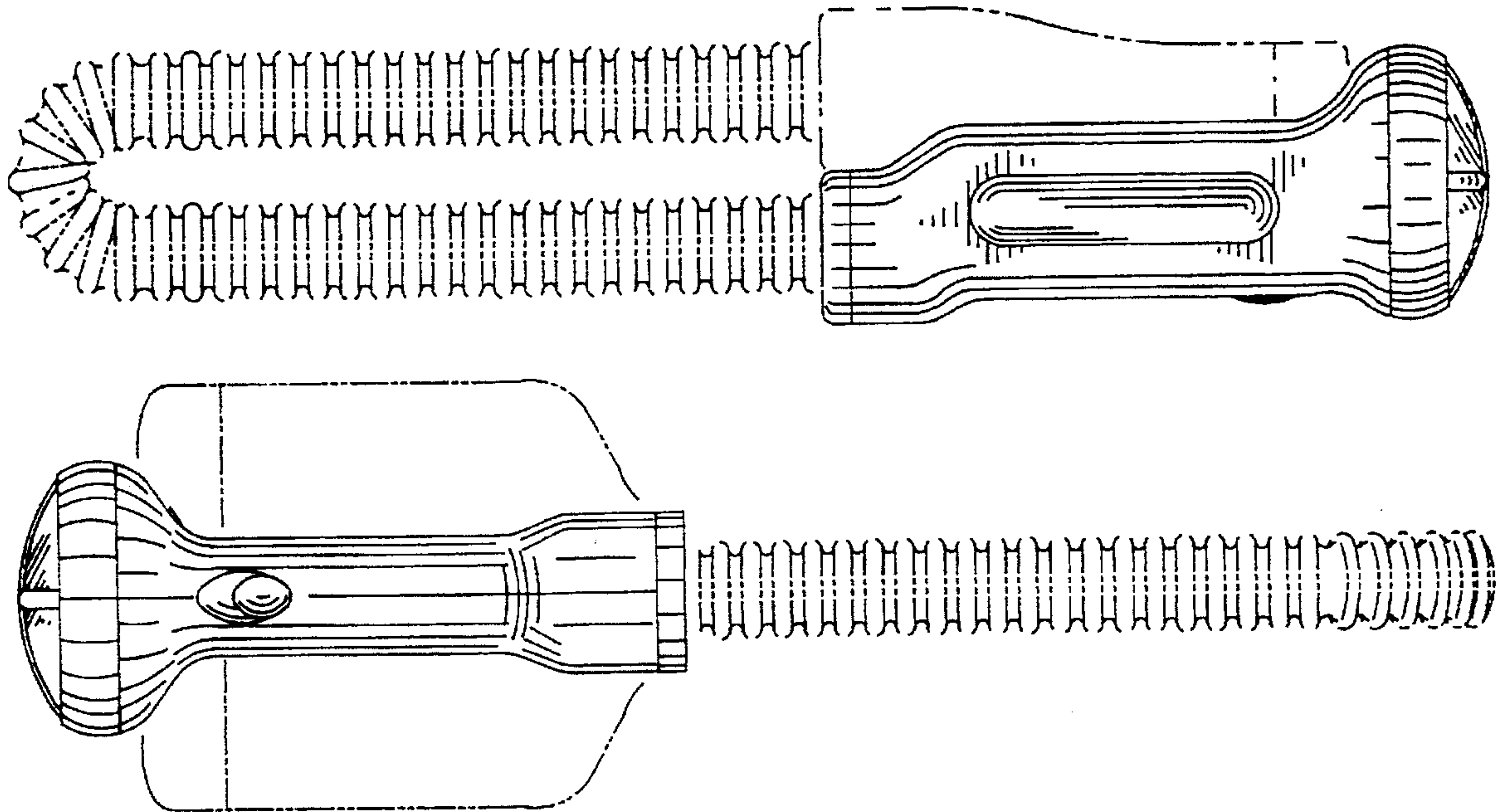
The broken lines are for illustrative purposes only and form no part of the claimed design.

[56] **References Cited**

**U.S. PATENT DOCUMENTS**

D. 147,258	8/1947	Becker	.....	D26/43
D. 166,073	3/1952	Dunkelberger	.....	D26/43
D. 314,246	1/1991	Bache	.....	D26/62
D. 328,146	7/1992	Sinsteden	.....	D26/49
1,769,241	7/1930	Stephani	.....	362/202 X

**1 Claim, 2 Drawing Sheets**



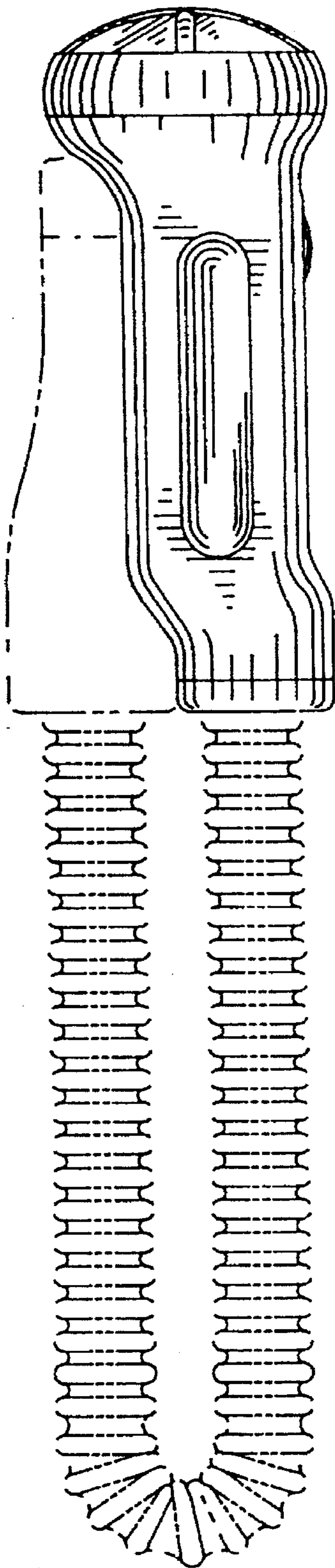


FIG. 1

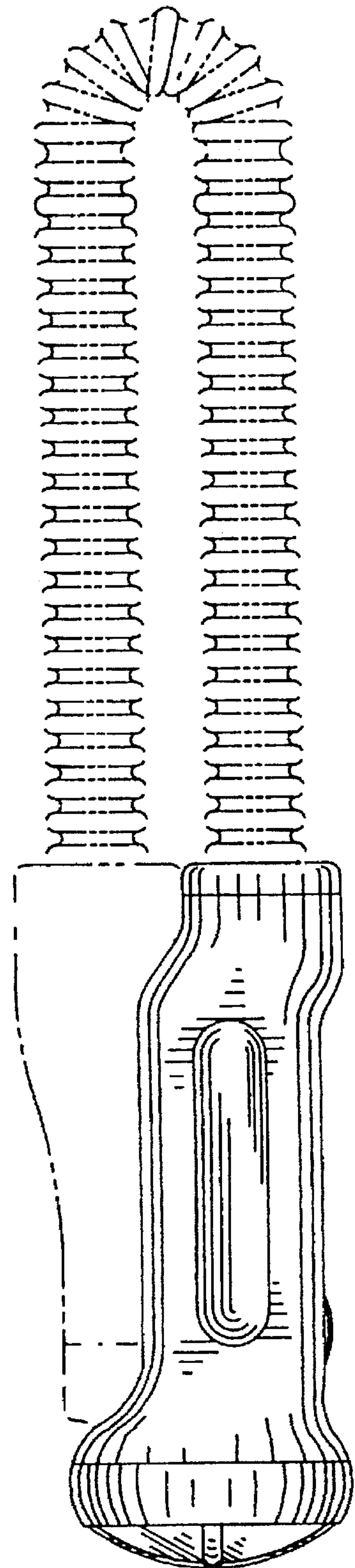


FIG. 2

FIG. 4

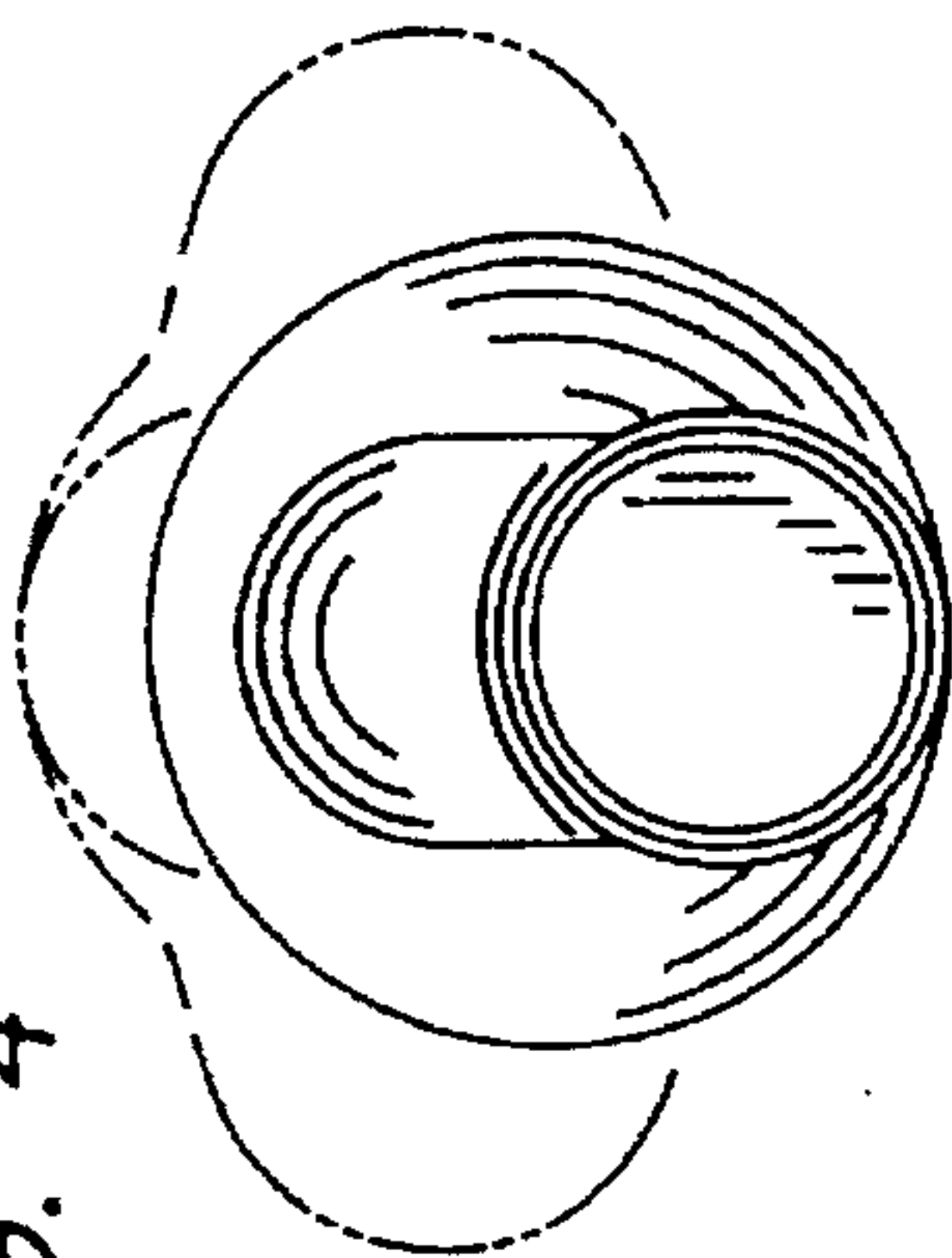


FIG. 3

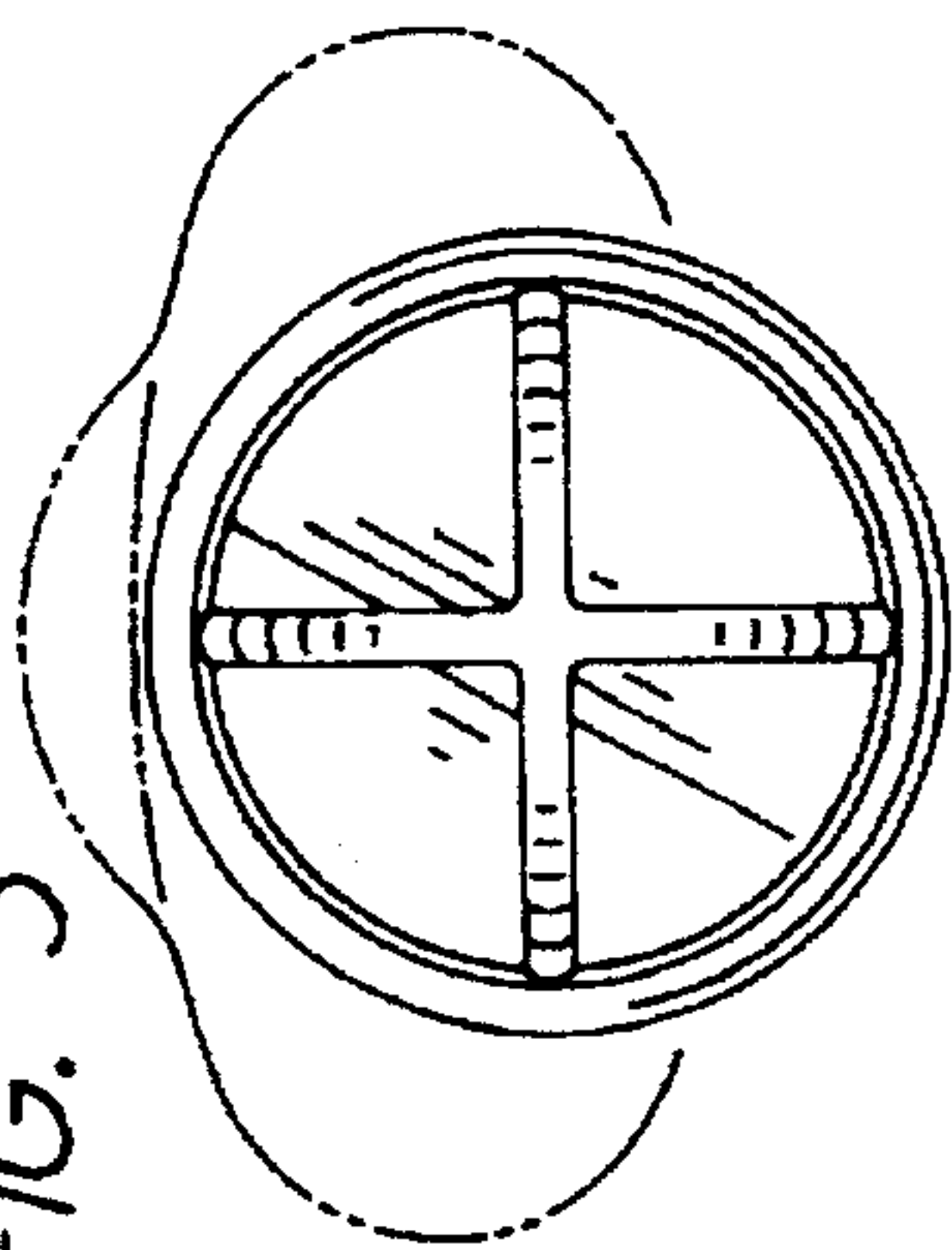


FIG. 5

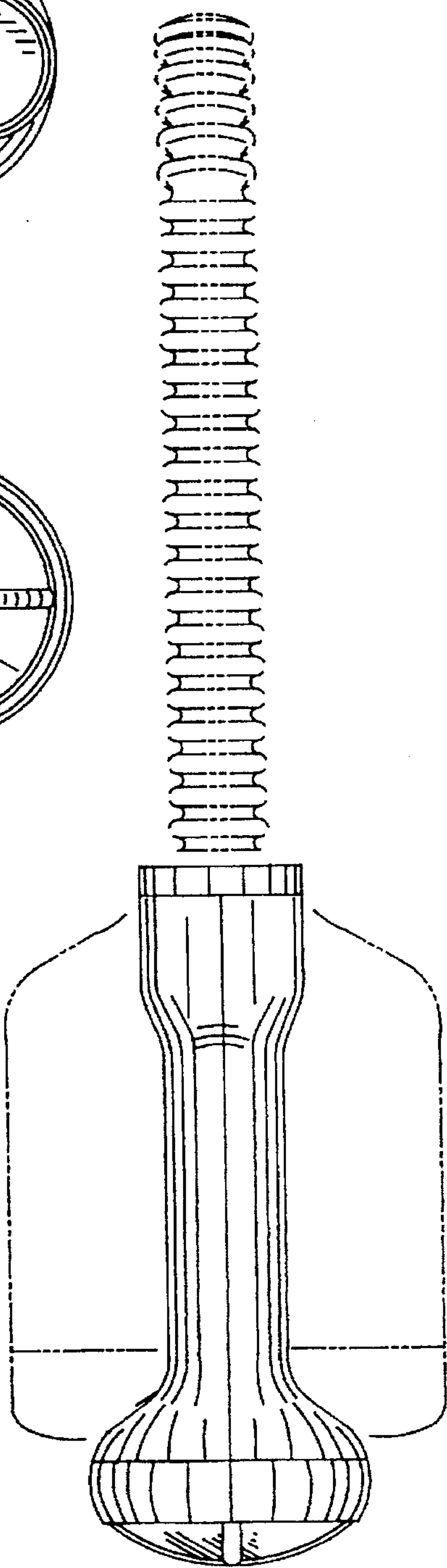


FIG. 6

