



US00D383230S

**United States Patent** [19]  
**Yuen**

[11] **Patent Number:** **Des. 383,230**  
[45] **Date of Patent:** **\*\*Sep. 2, 1997**

[54] **RECHARGEABLE LANTERN**  
[75] **Inventor:** **Se Kit Yuen, Kowloon, Hong Kong**  
[73] **Assignee:** **John Manufacturing Limited,**  
**Kowloon, Hong Kong**  
[\*\*] **Term:** **14 Years**

D. 343,467 1/1994 Yuen ..... D26/42  
D. 350,210 8/1994 Yuen ..... D26/42  
D. 363,563 10/1995 Yuen ..... D26/42

*Primary Examiner*—Marcus A. Jackson  
*Attorney, Agent, or Firm*—Merchant, Gould, Smith, Edell,  
Welter & Schmidt, P.A.

[21] **Appl. No.:** **47,326**  
[22] **Filed:** **Dec. 1, 1995**

[57] **CLAIM**  
The ornamental design for a rechargeable lantern, as shown  
(and described).


[30] **Foreign Application Priority Data**  
Aug. 1, 1995 [GB] **United Kingdom** ..... 2049176  
[51] **LOC (6) Cl.** ..... **26-02**  
[52] **U.S. Cl.** ..... **D26/42**  
[58] **Field of Search** ..... D26/37-50; 362/157,  
362/158, 183-202, 208, 209

**DESCRIPTION**

FIG. 1 is a perspective view of a rechargeable lantern showing my new design;  
FIG. 2 is a top plan view thereof;  
FIG. 3 is a bottom plan view thereof;  
FIG. 4 is a front elevational view thereof;  
FIG. 5 is a rear elevational view thereof; and,  
FIG. 6 is a right side elevational view thereof.

[56] **References Cited**  
**U.S. PATENT DOCUMENTS**  
D. 311,776 10/1990 Krol ..... D26/42

**1 Claim, 5 Drawing Sheets**






FIG. 1

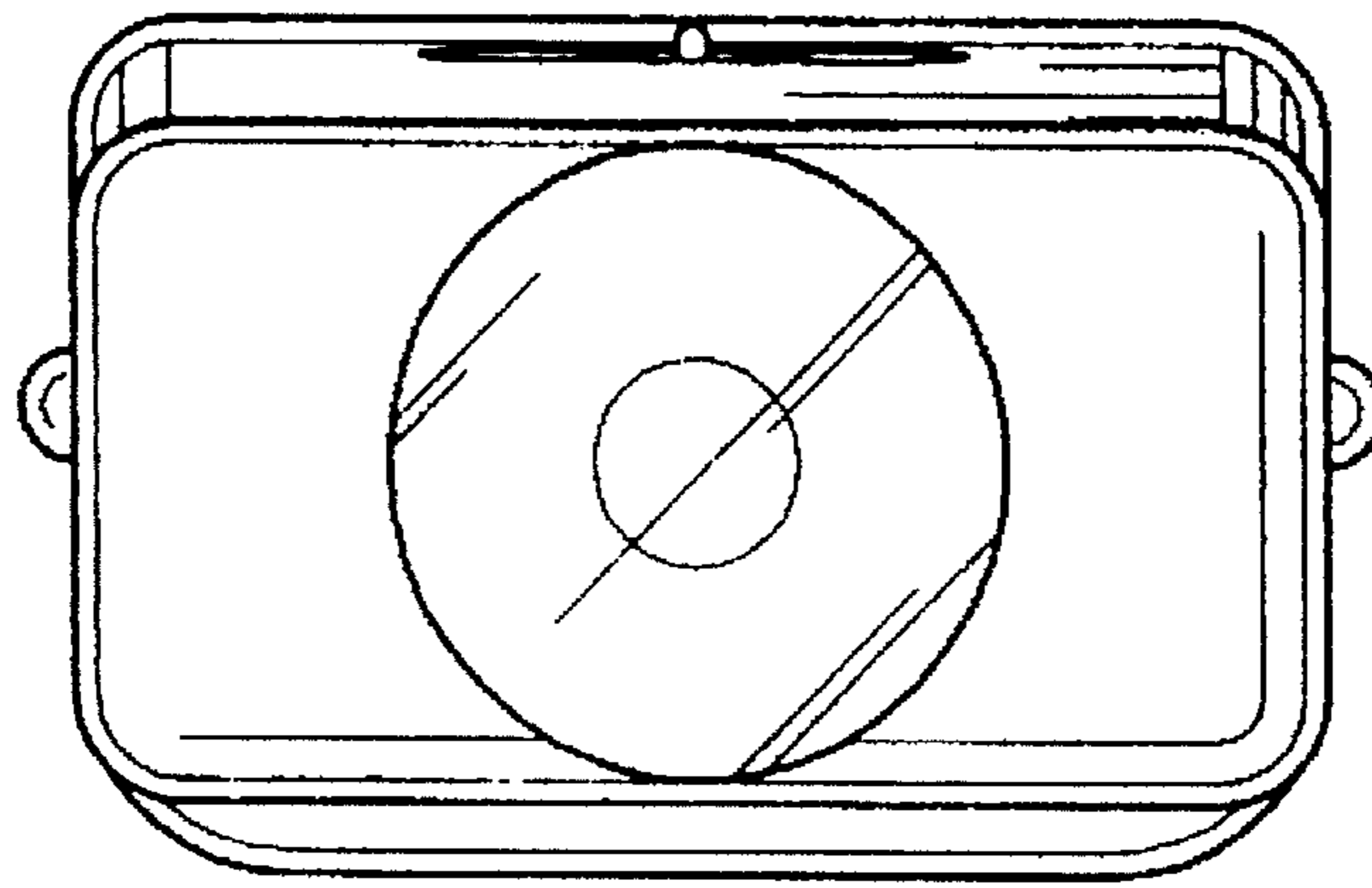


FIG. 2




FIG. 3

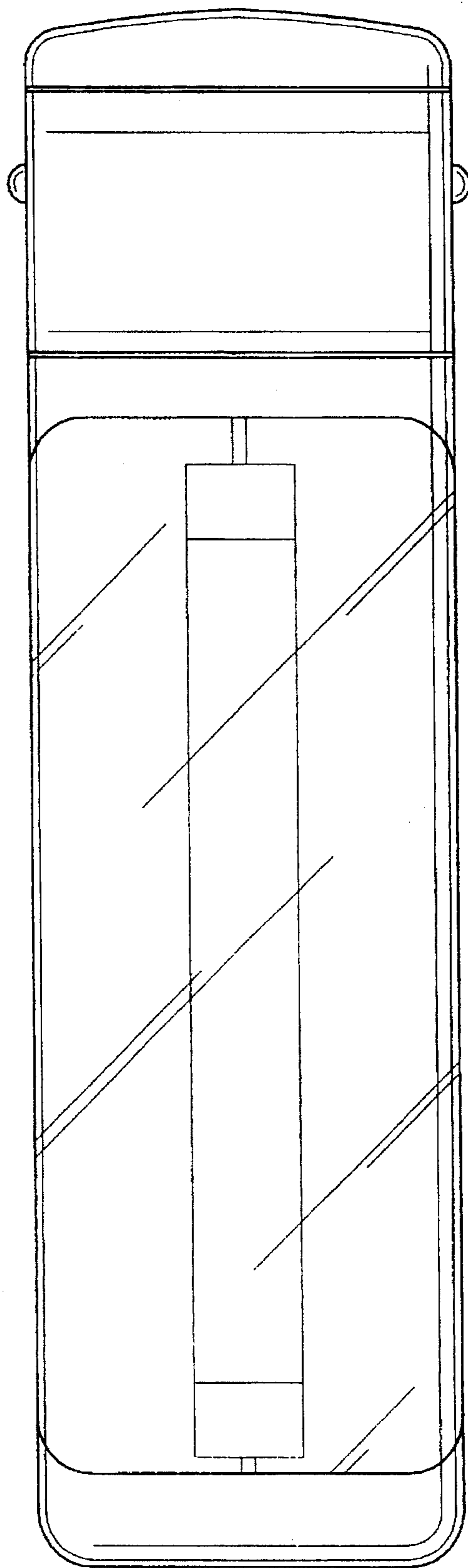


FIG. 4

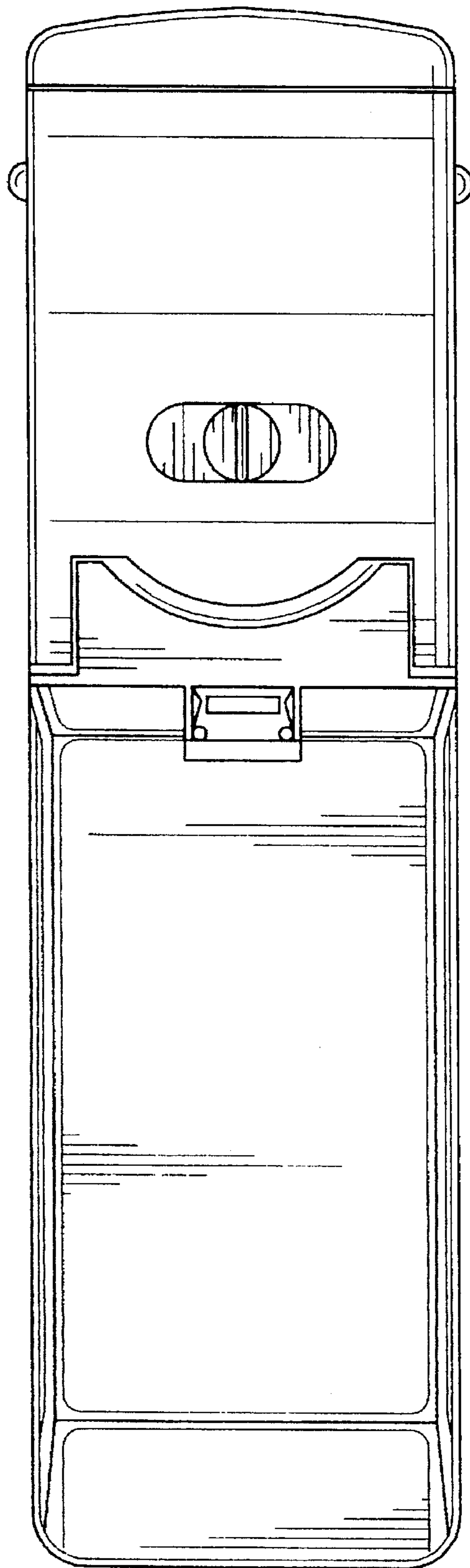


FIG. 5

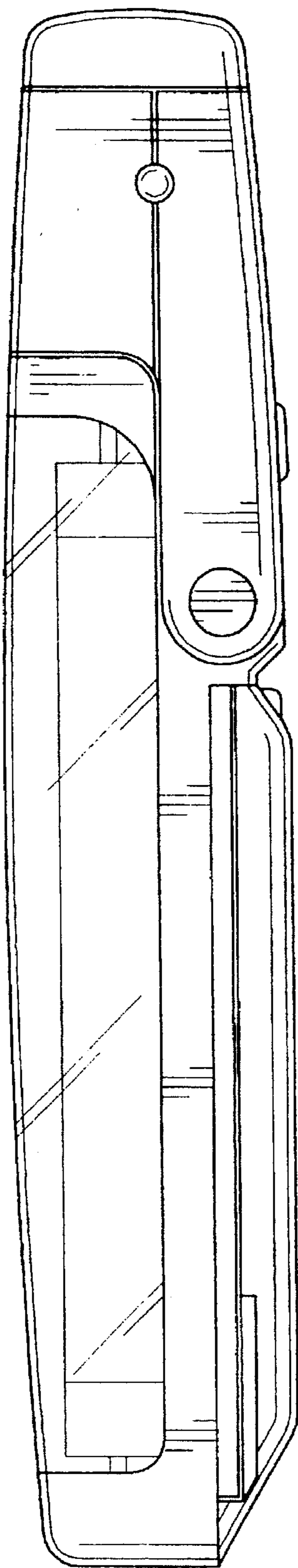


FIG. 6