



US00D383190S

United States Patent [19]

Lesenfants et al.

[11] Patent Number: **Des. 383,190**

[45] Date of Patent: ****Sep. 2, 1997**

[54] RECEIVER FOR SHOT GUN

[76] Inventors: **Marc Lesenfants**, Evieux 49, 4130 Esneux; **Joseph Mardaga**, Rue de Rabosée 181, 4020 Wandre, both of Belgium

[**] Term: **14 Years**

[21] Appl. No.: **37,723**

[22] Filed: **Apr. 19, 1995**

[30] **Foreign Application Priority Data**

Oct. 21, 1994 [XH] Hague Agreement DMA/002.677

[51] LOC (6) Cl. **22-01**

[52] U.S. Cl. **D22/108; D22/103; D22/100**

[58] Field of Search D22/100, 108, D22/199; 42/7, 36, 37, 40, 41, 70.01, 100, 102

[56] **References Cited**

U.S. PATENT DOCUMENTS

52,734 2/1866 Milbank 42/36
79,291 6/1868 Morgenstern 42/36

233,901 11/1880 Wheeler 42/41
D. 369,639 5/1996 Predazzer D22/103
754,599 3/1904 Novotny 42/41
1,731,844 10/1929 Diener 42/40 X
2,158,148 5/1939 Pugsley 42/40
4,597,212 7/1986 Jennie 42/41

Primary Examiner—Louis S. Zarfaz
Assistant Examiner—Monica A. Weingart
Attorney, Agent, or Firm—Bacon & Thomas

[57] **CLAIM**

The ornamental design for a receiver for shot gun, as shown and described.

DESCRIPTION

FIG. 1 is an elevational view of a receiver for shot gun, showing my new design;
FIG. 2 is a top plan view thereof;
FIG. 3 is a right side elevational view thereof;
FIG. 4 is a left side elevational view thereof; and,
FIG. 5 is a rear elevational view thereof.
The broken line showing of the remainder of a shotgun handle is for illustrative purposes only and forms no part of the claimed design.

1 Claim, 2 Drawing Sheets

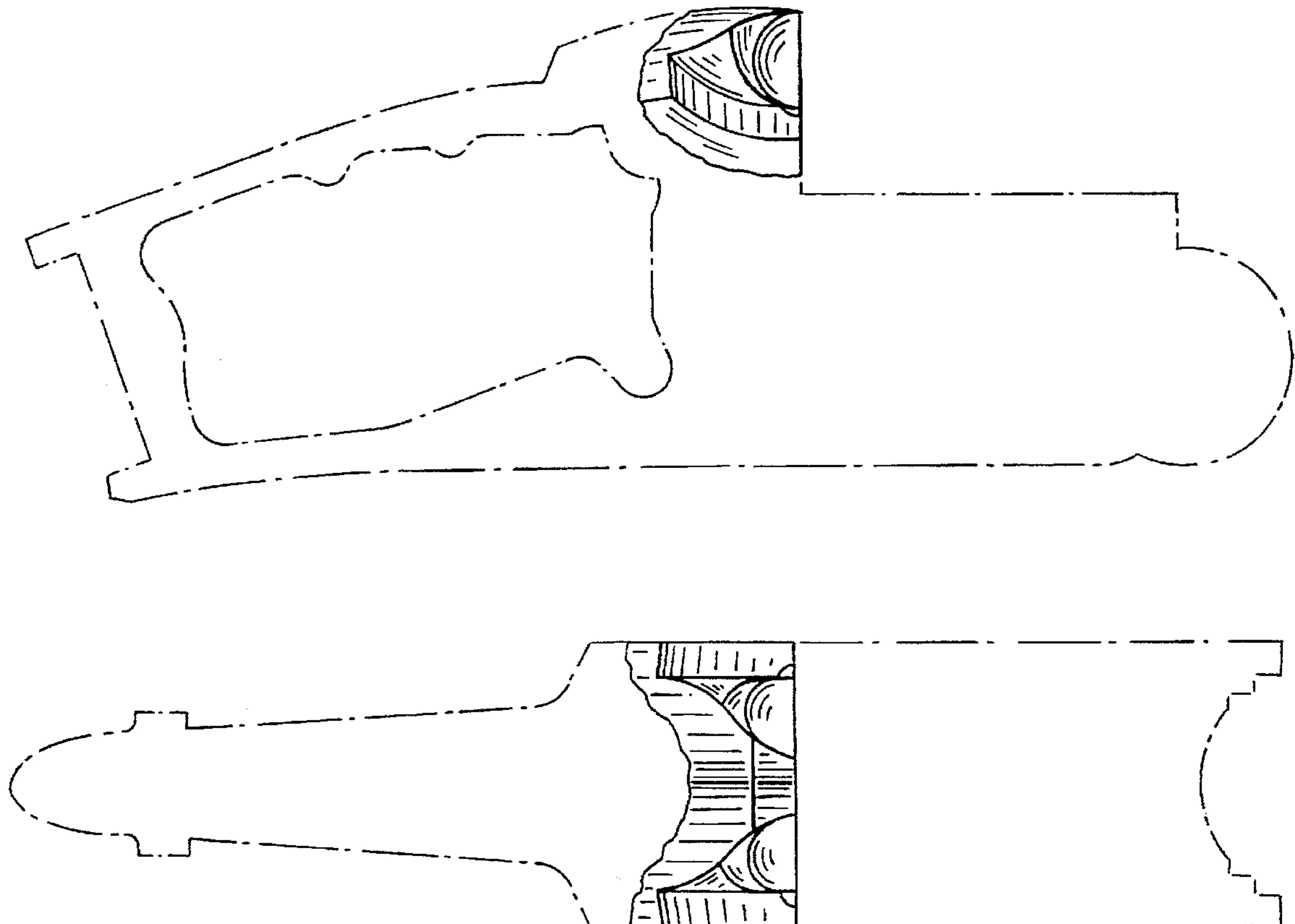


FIG. 2

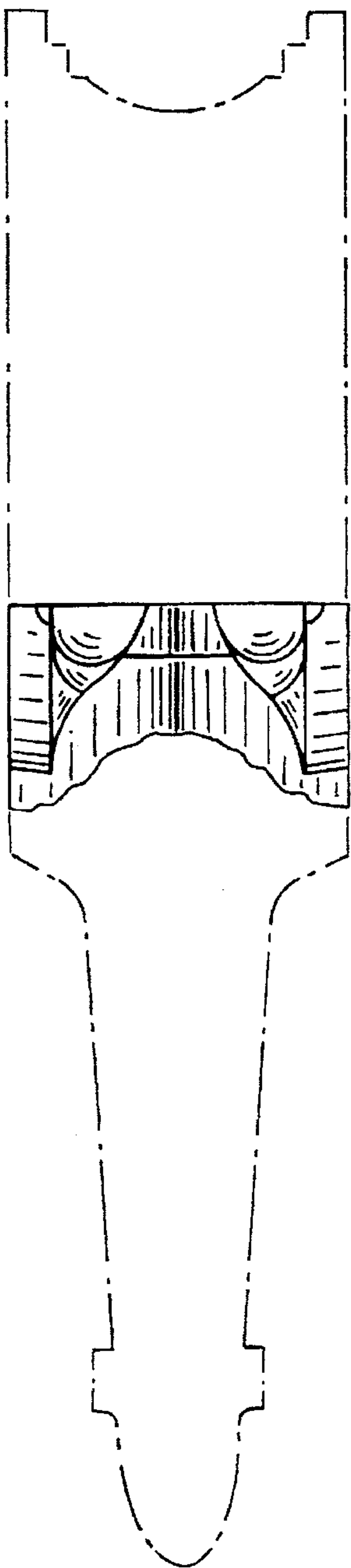
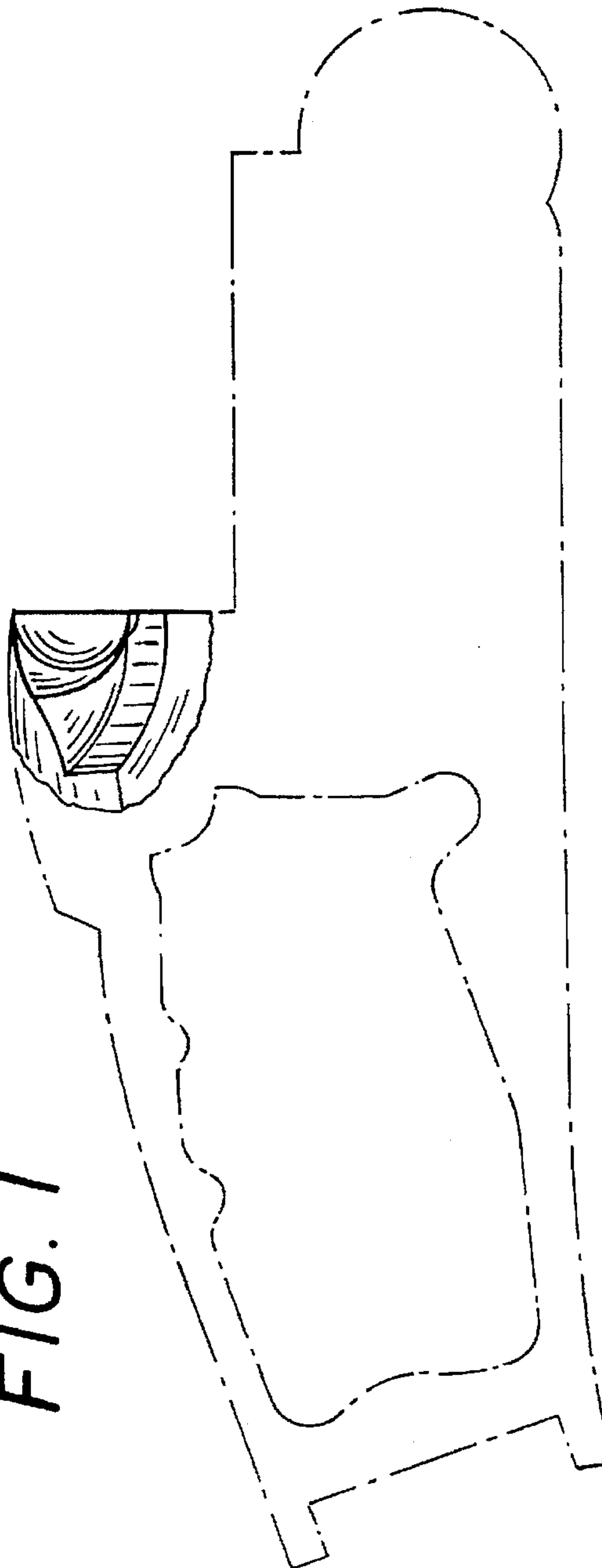


FIG. 3



FIG. 1






FIG. 4

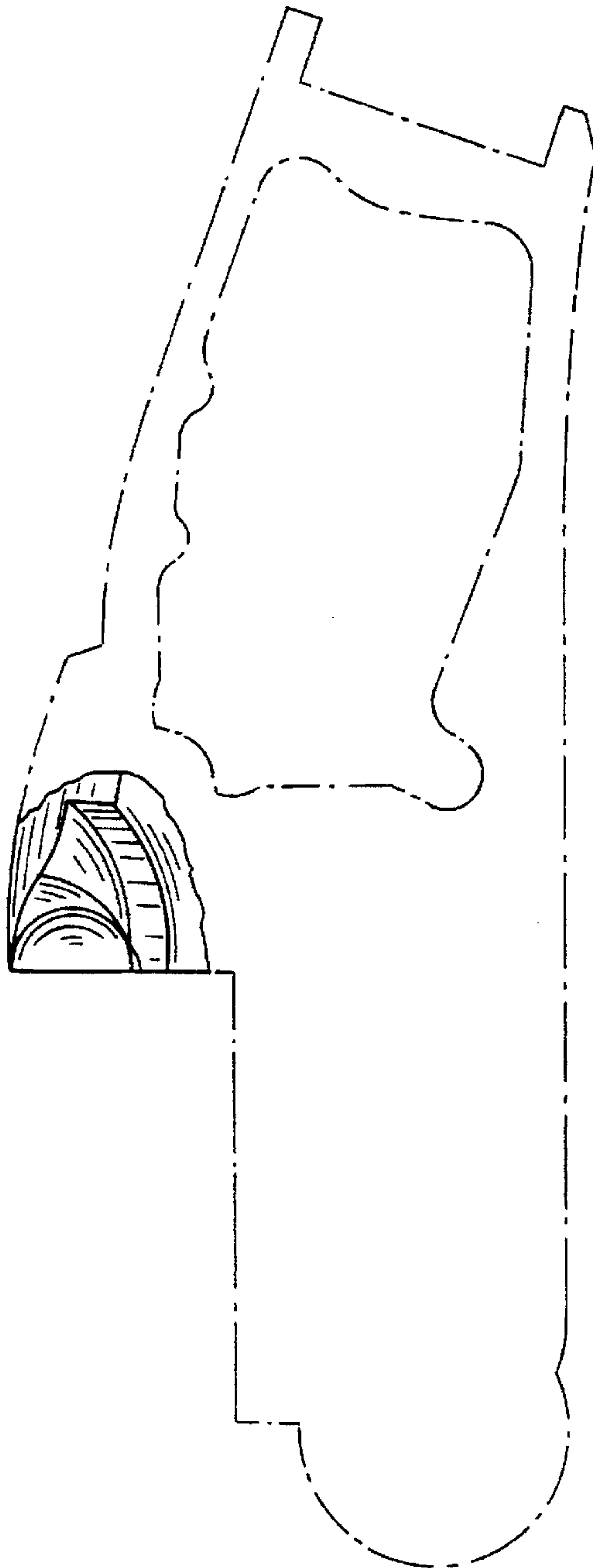


FIG. 5