



US00D383185S

United States Patent [19]

Yamaguchi et al.

[11] Patent Number: **Des. 383,185**

[45] Date of Patent: ****Sep. 2, 1997**

[54] AMUSEMENT GAME MACHINE

[75] Inventors: **Takashi Yamaguchi**, Zama; **Takashi Hamano**, Kawasaki, both of Japan

[73] Assignee: **Konami Co., Ltd.**, Hyogo-ken, Japan

[**] Term: **14 Years**

[21] Appl. No.: **40,876**

[22] Filed: **Jun. 29, 1995**

[51] LOC (6) Cl. **21-03**

[52] U.S. Cl. **D21/240**

[58] Field of Search **D21/240, 7-10; 273/109, 108, 118, 113, 119, 121**

[56] References Cited

U.S. PATENT DOCUMENTS

D. 99,746	5/1936	Gast	D21/240	X
D. 360,900	8/1995	Lankiewicz	D21/10	
5,066,014	11/1991	Dobson	.		
5,071,127	12/1991	Bromley et al.	.		
5,074,557	12/1991	Broussard, Sr.	273/108	X
5,425,536	6/1995	Kelly et al.	.		
5,445,376	8/1995	Bromley	.		

OTHER PUBLICATIONS

"Pleasant Graybeard" printed on p. 265 of the magazine Taiwan Toys, Print No. 51 Jan. 1995 Issue.

Primary Examiner—Ted Shooman
Assistant Examiner—Mitchell I. Siegel
Attorney, Agent, or Firm—Jordan and Hamburg

[57] CLAIM

The ornamental design for a amusement game machine, as shown and described.

DESCRIPTION

FIG. 1 is a front elevation view of a amusement game machine of our new design;
FIG. 2 is a rear elevation view of the amusement game machine;
FIG. 3 is a right side elevation view of the amusement game machine;
FIG. 4 is a top plan view of the amusement game machine;
FIG. 5 is a bottom plan view of the amusement game machine;
FIG. 6 is a perspective view showing front, right side, and top portions of the amusement game machine; and,
FIG. 7 is a sectional view taken along the line VII—VII in FIG. 1.

1 Claim, 7 Drawing Sheets

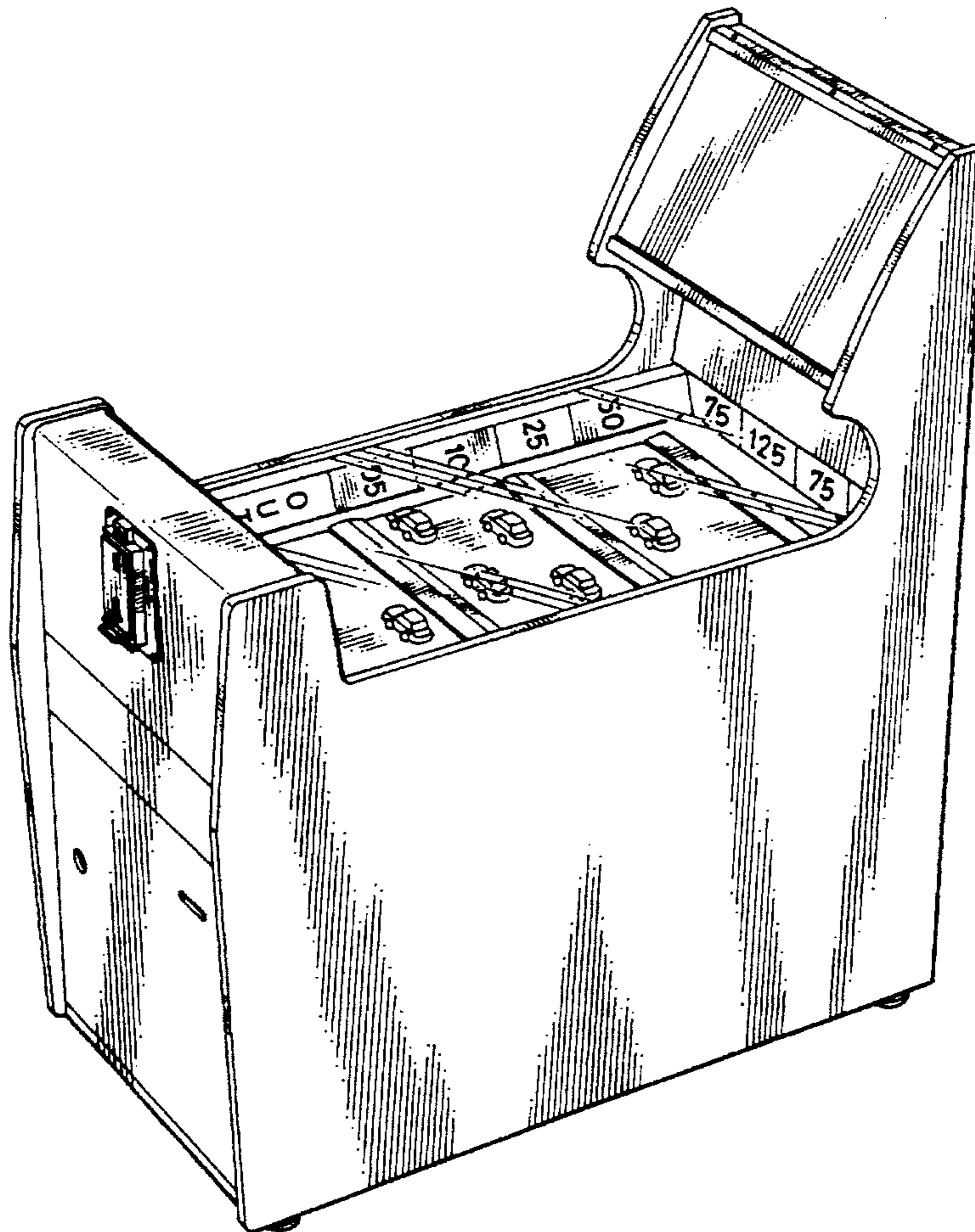


FIG. 1

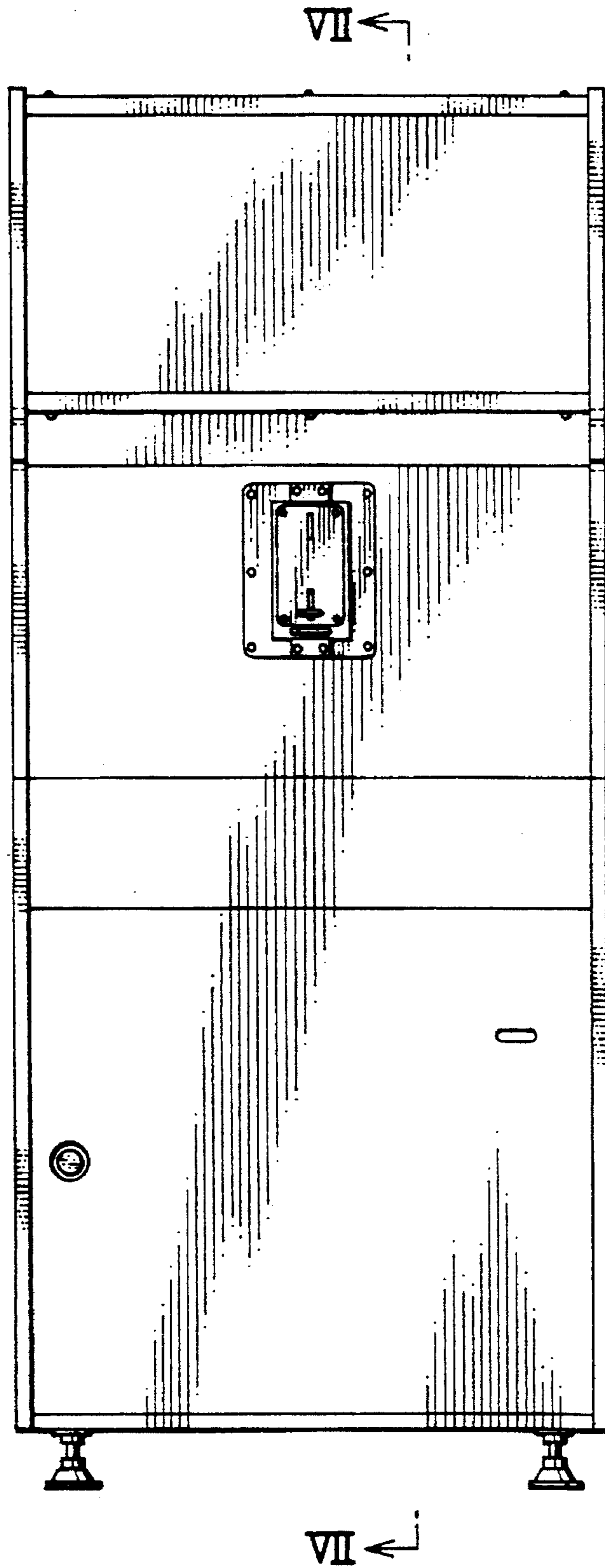


FIG. 2

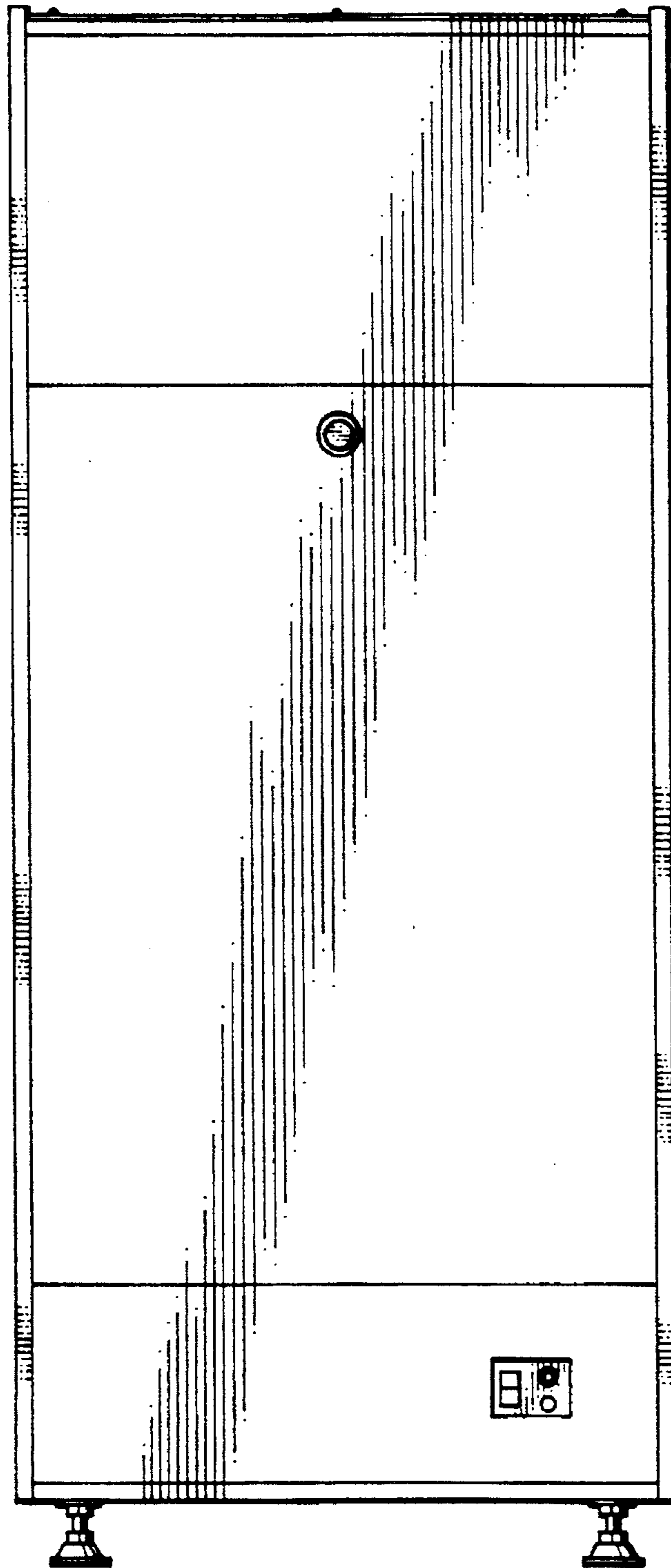


FIG. 3




FIG. 4

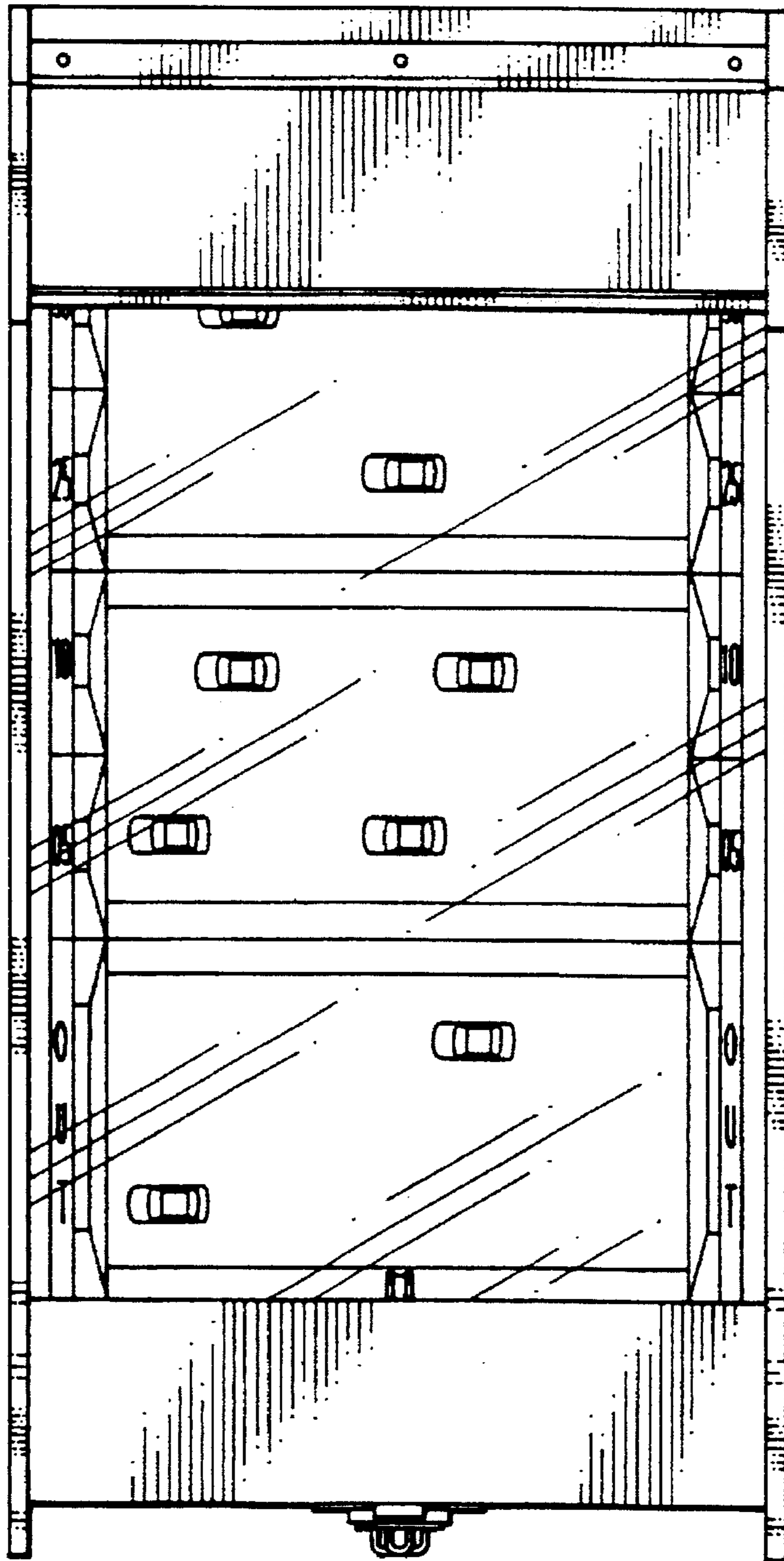


FIG. 5




FIG. 6

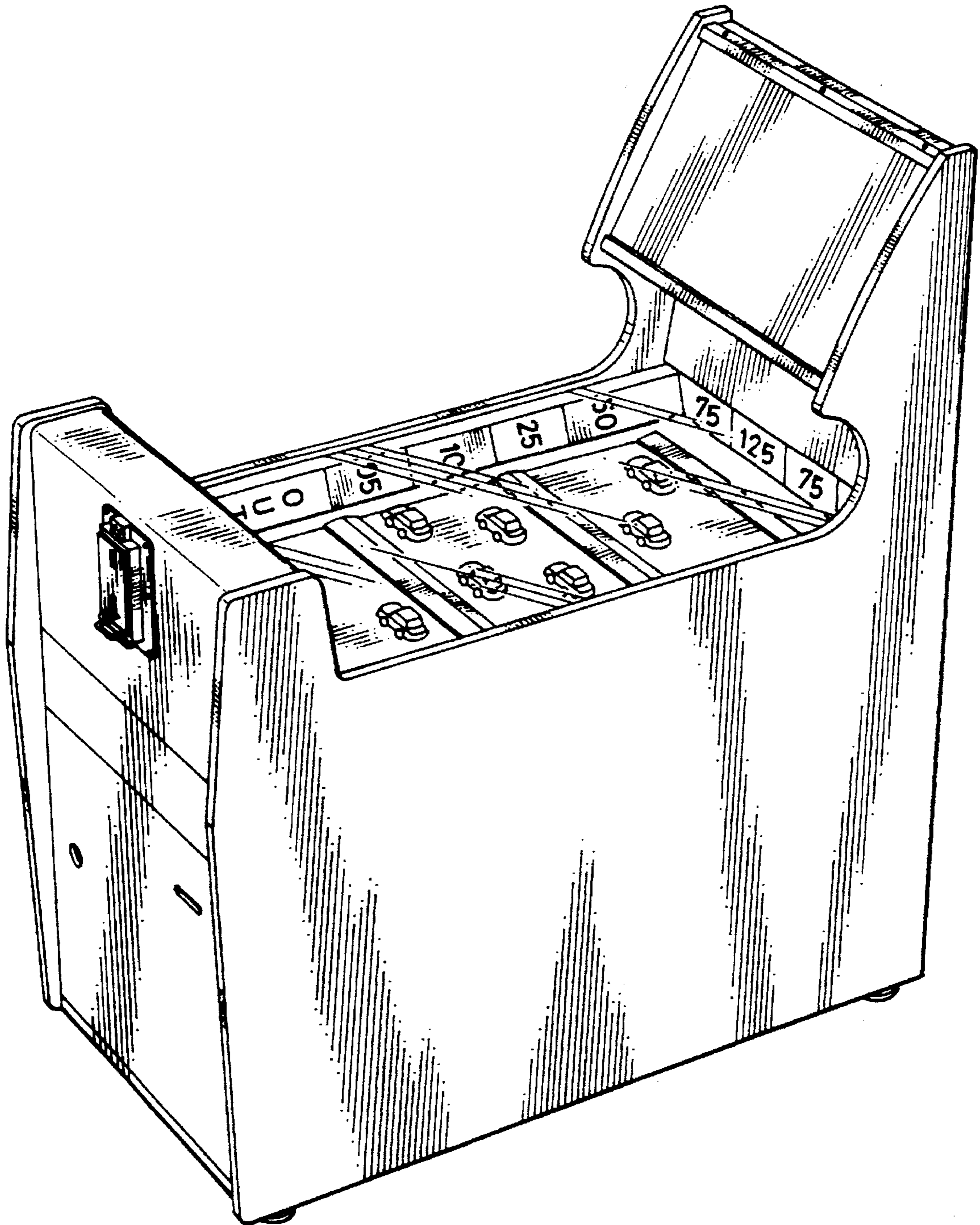


FIG. 7

